

Note: This report includes information through May 1 which is Week 32 of 33

Leanne Lay's Bowling Record - Team 12: Team 12

Table with columns: Week No., Bowling Date, Old Avg, Old HDCP, -1-, -2-, -3-, Total, HDCP Total, Pins, Gms, ---Average Change--- (New - Old ---> +/-), High Game, High Sers, HDCP Game, HDCP Sers. Rows 1-16.

End of 1st split

Table with columns: Week No., Bowling Date, Old Avg, Old HDCP, -1-, -2-, -3-, Total, HDCP Total, Pins, Gms, ---Average Change--- (New - Old ---> +/-), High Game, High Sers, HDCP Game, HDCP Sers. Rows 17-32.

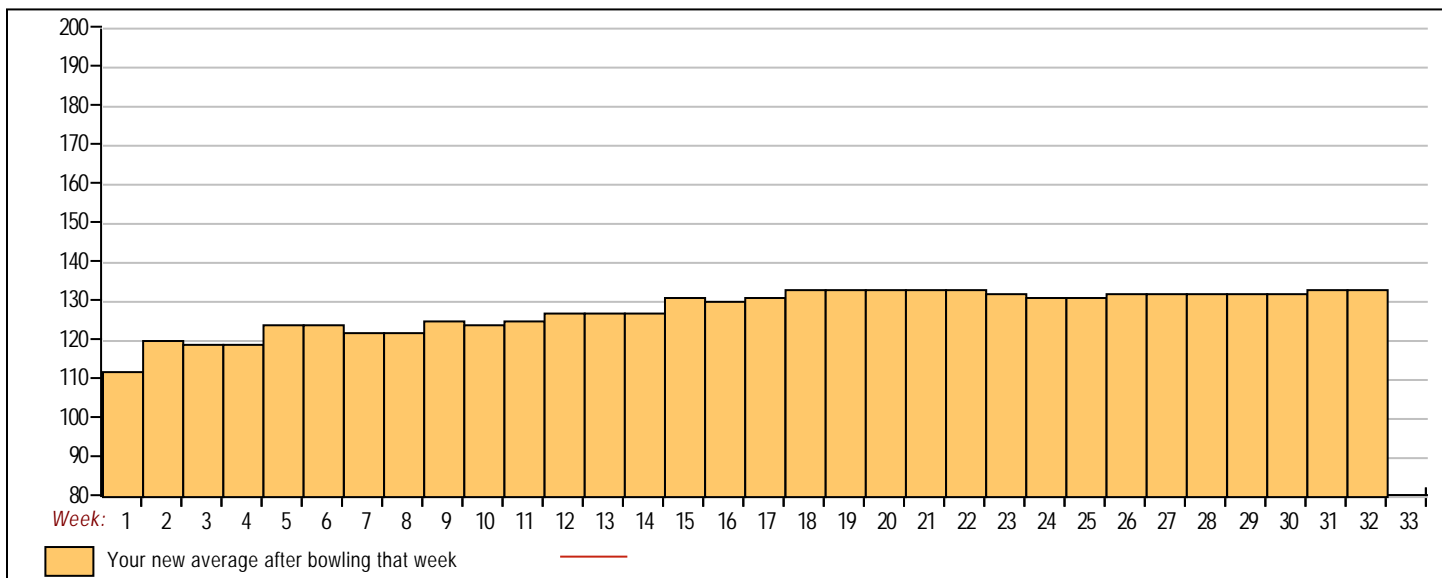
Summary table with columns: <100, 100's, 125's, 150's, 175's, 200's, 225's, 250's, 275's, 300's, <400, 400's, 450's, 500's, 550's, 600's, 650's, 700's, 750's, 800's.

Avg of Game 1: 129.66, Avg of Game 2: 134.38, Avg of Game 3: 135.90

High game of 181 on week 14 High series of 486 on week 14 High average of 133.46 after bowling week 20
Low game of 85 on week 16 Low series of 330 on week 7 Low average of 112.67 after bowling week 1

High Scores by Game

Game #1: 170 on week 21 Game #2: 178 on week 17 Game #3: 181 on week 14



Note: This report includes information through May 1 which is Week 32 of 33

Stacy Mooney's Bowling Record - Team 12: Team 12

Table with columns: Week No., Bowling Date, Old Avg, Old HDCP, -1-, -2-, -3-, Total, HDCP Total, Pins, Gms, ---Average Change--- (New - Old ---> +/-), High Game, High Sers, HDCP Game, HDCP Sers. Rows 1-16.

End of 1st split

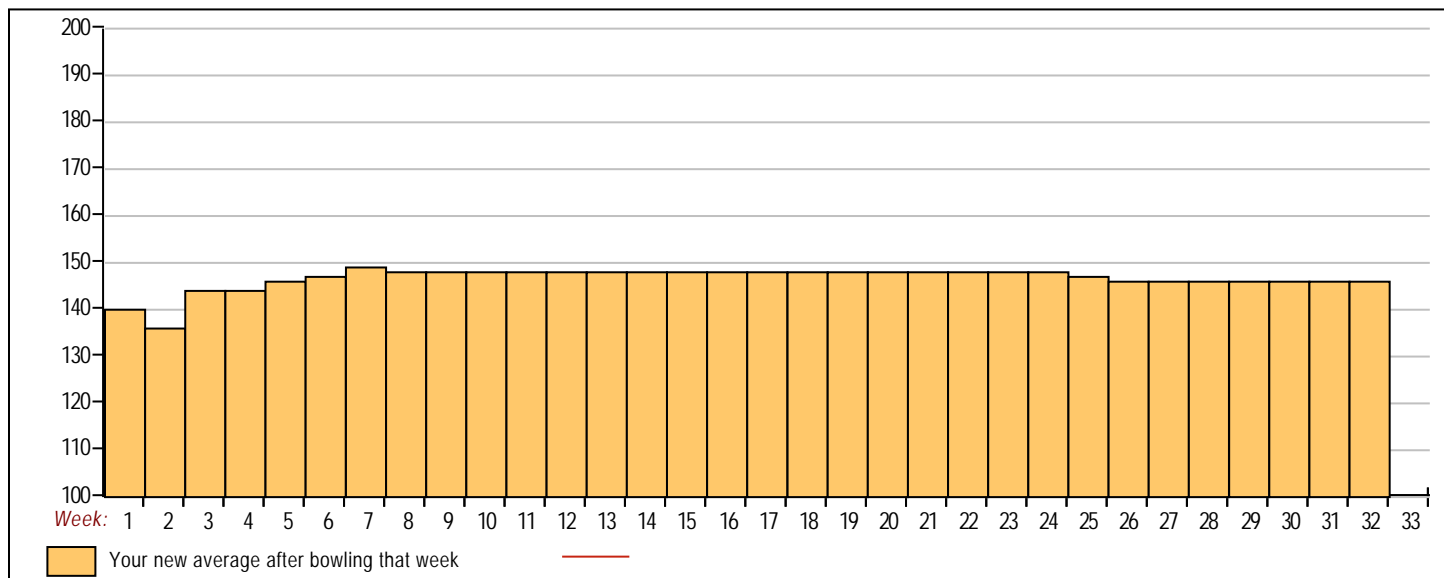
Table with columns: Week No., Bowling Date, Old Avg, Old HDCP, -1-, -2-, -3-, Total, HDCP Total, Pins, Gms, ---Average Change--- (New - Old ---> +/-), High Game, High Sers, HDCP Game, HDCP Sers. Rows 17-32.

Summary table for score ranges: <100, 100's, 125's, 150's, 175's, 200's, 225's, 250's, 275's, 300's, <400, 400's, 450's, 500's, 550's, 600's, 650's, 700's, 750's, 800's.

Avg of Game 1: 142.93, Avg of Game 2: 147.40, Avg of Game 3: 148.23

High game of 187 on week 21, High series of 500 on week 5, High average of 149.62 after bowling week 7, Low game of 116 on week 21, Low series of 385 on week 25, Low average of 136.50 after bowling week 2

High Scores by Game: Game #1: 172 on week 9, Game #2: 187 on week 21, Game #3: 180 on week 11



Note: This report includes information through May 1 which is Week 32 of 33

Justin Horng's Bowling Record - Team 12: Team 12

Table with columns: Week No., Bowling Date, Old Avg, Old HDCP, -1-, -2-, -3-, Total, HDCP Total, Pins, Gms, ---Average Change--- (New - Old ---> +/-), High Game, High Sers, HDCP Game, HDCP Sers. Rows 1-16.

End of 1st split

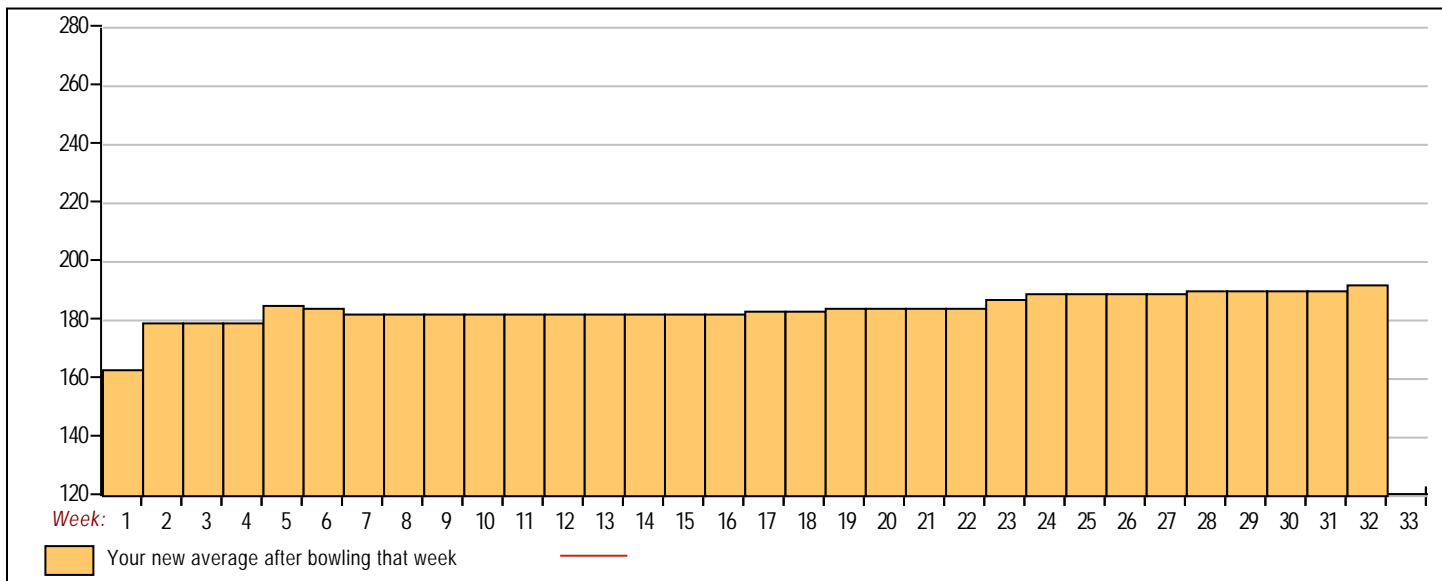
Table with columns: Week No., Bowling Date, Old Avg, Old HDCP, -1-, -2-, -3-, Total, HDCP Total, Pins, Gms, ---Average Change--- (New - Old ---> +/-), High Game, High Sers, HDCP Game, HDCP Sers. Rows 17-32.

Summary table for score ranges: <100, 100's, 125's, 150's, 175's, 200's, 225's, 250's, 275's, 300's, <400, 400's, 450's, 500's, 550's, 600's, 650's, 700's, 750's, 800's.

Avg of Game 1: 176.27, Avg of Game 2: 204.53, Avg of Game 3: 197.40

High game of 279 on week 32, High series of 684 on week 32, High average of 192.73 after bowling week 32, Low game of 127 on week 27, Low series of 489 on week 1, Low average of 163.00 after bowling week 1

High Scores by Game: Game #1: 215 on week 32, Game #2: 279 on week 32, Game #3: 240 on week 28



Note: This report includes information through May 1 which is Week 32 of 33

Craig Sugiyama's Bowling Record - Team 12: Team 12

Table with columns: Week No., Bowling Date, Old Avg, Old HDCP, -1-, -2-, -3-, Total, HDCP Total, Pins, Gms, ---Average Change--- (New - Old ---> +/-), High Game, High Sers, HDCP Game, HDCP Sers. Rows 1-16.

End of 1st split

Table with columns: Week No., Bowling Date, Old Avg, Old HDCP, -1-, -2-, -3-, Total, HDCP Total, Pins, Gms, ---Average Change--- (New - Old ---> +/-), High Game, High Sers, HDCP Game, HDCP Sers. Rows 17-32.

Summary table with columns: <100, 100's, 125's, 150's, 175's, 200's, 225's, 250's, 275's, 300's, <400, 400's, 450's, 500's, 550's, 600's, 650's, 700's, 750's, 800's.

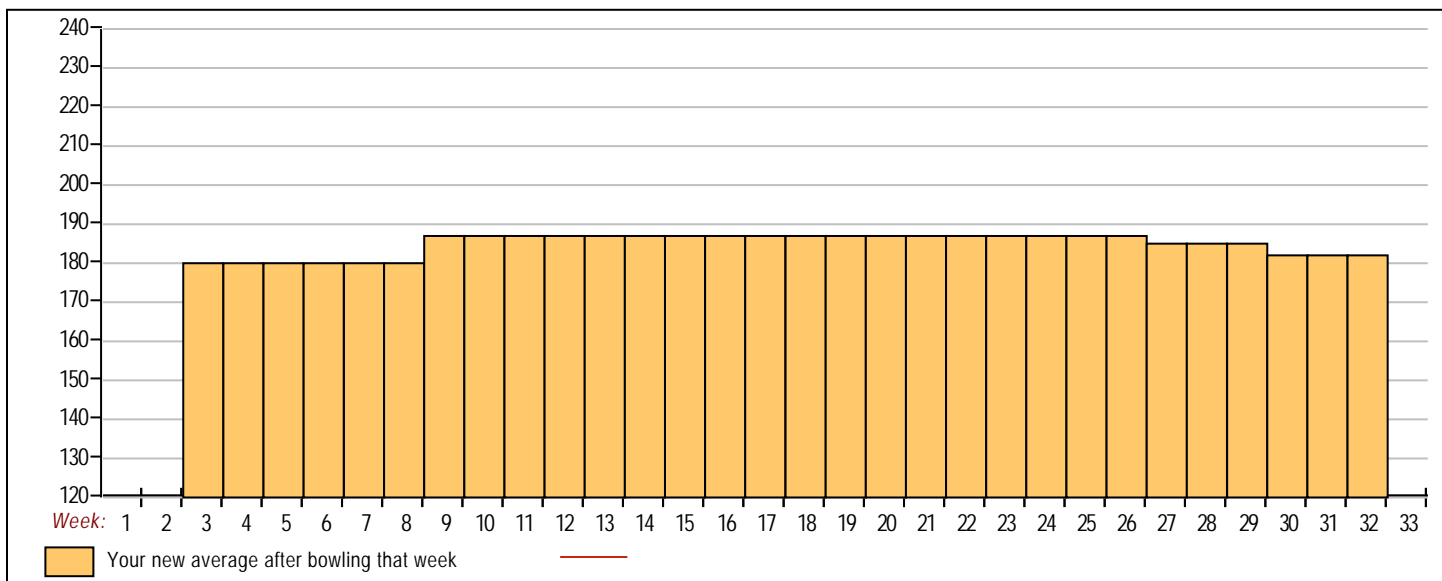
Avg of Game 1, Avg of Game 2, Avg of Game 3

169.25, 200.75, 177.25

High game of 226 on week 3, High series of 580 on week 9, High average of 187.00 after bowling week 9, Low game of 124 on week 30, Low series of 520 on week 30, Low average of 180.67 after bowling week 3

High Scores by Game

Game #1: 201 on week 30, Game #2: 226 on week 3, Game #3: 214 on week 9



Note: This report includes information through May 1 which is Week 32 of 33

Tony Wu's Bowling Record - Team 12: Team 12

Table with columns: Week No., Bowling Date, Old Avg, Old HDCP, -1-, -2-, -3-, Total, HDCP Total, Pins, Gms, ---Average Change--- New - Old ---> +/-, High Game, High Sers, HDCP Game, HDCP Sers. Rows 9-16.

End of 1st split

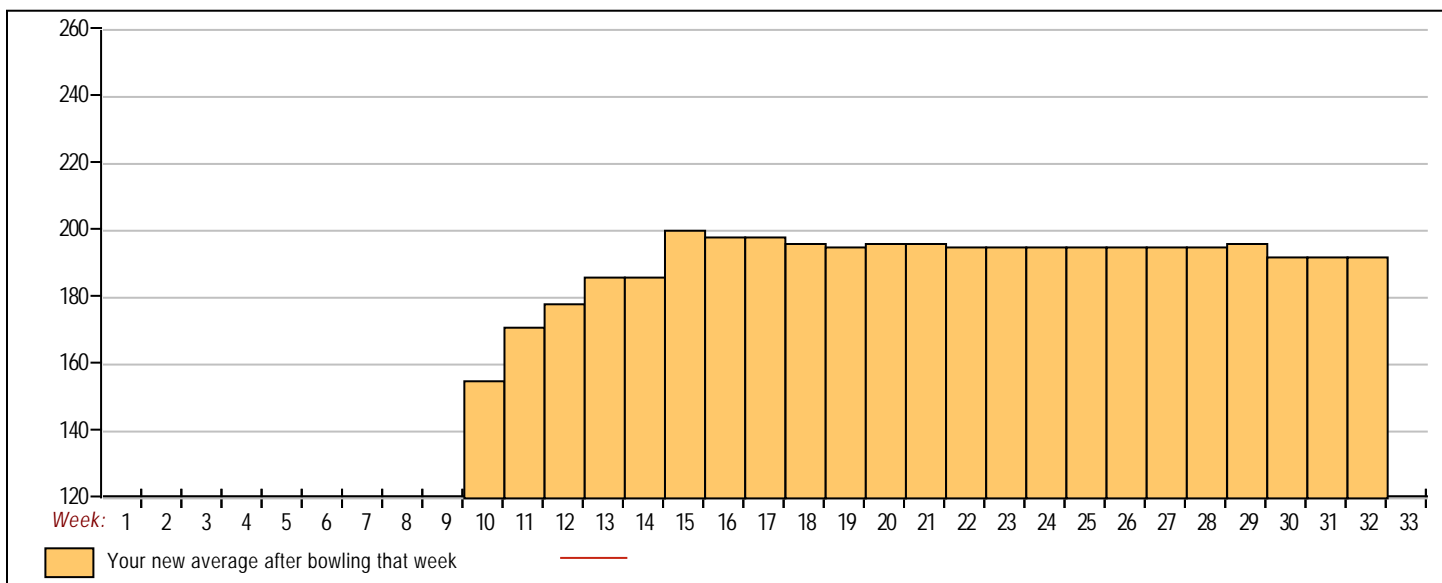
Table with columns: Week No., Bowling Date, Old Avg, Old HDCP, -1-, -2-, -3-, Total, HDCP Total, Pins, Gms, ---Average Change--- New - Old ---> +/-, High Game, High Sers, HDCP Game, HDCP Sers. Rows 17-32.

Summary table for score ranges: <100, 100's, 125's, 150's, 175's, 200's, 225's, 250's, 275's, 300's, <400, 400's, 450's, 500's, 550's, 600's, 650's, 700's, 750's, 800's.

Avg of Game 1: 190.71, Avg of Game 2: 202.43, Avg of Game 3: 185.21

High game of 257 on week 14, High series of 708 on week 14, High average of 200.11 after bowling week 15, Low game of 121 on week 30, Low series of 435 on week 30, Low average of 155.00 after bowling week 10

High Scores by Game: Game #1: 253 on week 15, Game #2: 243 on week 13, Game #3: 257 on week 14



Note: This report includes information through May 1 which is Week 32 of 33

Aaron Luong's Bowling Record - Team 12: Team 12

Table with columns: Week No., Bowling Date, Old Avg, Old HDCP, -1-, -2-, -3-, Total, HDCP Total, Pins, Gms, ---Average Change--- (New - Old ---> +/-), High Game, High Sers, HDCP Game, HDCP Sers. Rows 8-16.

End of 1st split

Table with columns: Week No., Bowling Date, Old Avg, Old HDCP, -1-, -2-, -3-, Total, HDCP Total, Pins, Gms, ---Average Change--- (New - Old ---> +/-), High Game, High Sers, HDCP Game, HDCP Sers. Rows 17-32.

Summary table with columns: <100, 100's, 125's, 150's, 175's, 200's, 225's, 250's, 275's, 300's, <400, 400's, 450's, 500's, 550's, 600's, 650's, 700's, 750's, 800's. Values: 1, 3, 2, 2, 1, 1, 2.

Avg of Game 1: 201.00, Avg of Game 2: 185.33, Avg of Game 3: 162.67

High game of 225 on week 22 High series of 567 on week 13 High average of 183.00 after bowling week 22
Low game of 144 on week 13 Low series of 513 on week 8 Low average of 171.00 after bowling week 8

High Scores by Game
Game #1: 225 on week 22 Game #2: 215 on week 13 Game #3: 186 on week 22

