

Note: This report includes information through May 1 which is Week 32 of 33

Tina Gonzaga's Bowling Record - Team 10: Triple Threat

Table with columns: Week No., Bowling Date, Old Avg, Old HDCP, -1-, -2-, -3-, Total, HDCP Total, Pins, Gms, ---Average Change--- (New - Old ---> +/-), High Game, High Sers, HDCP Game, HDCP Sers. Rows 1-16.

End of 1st split

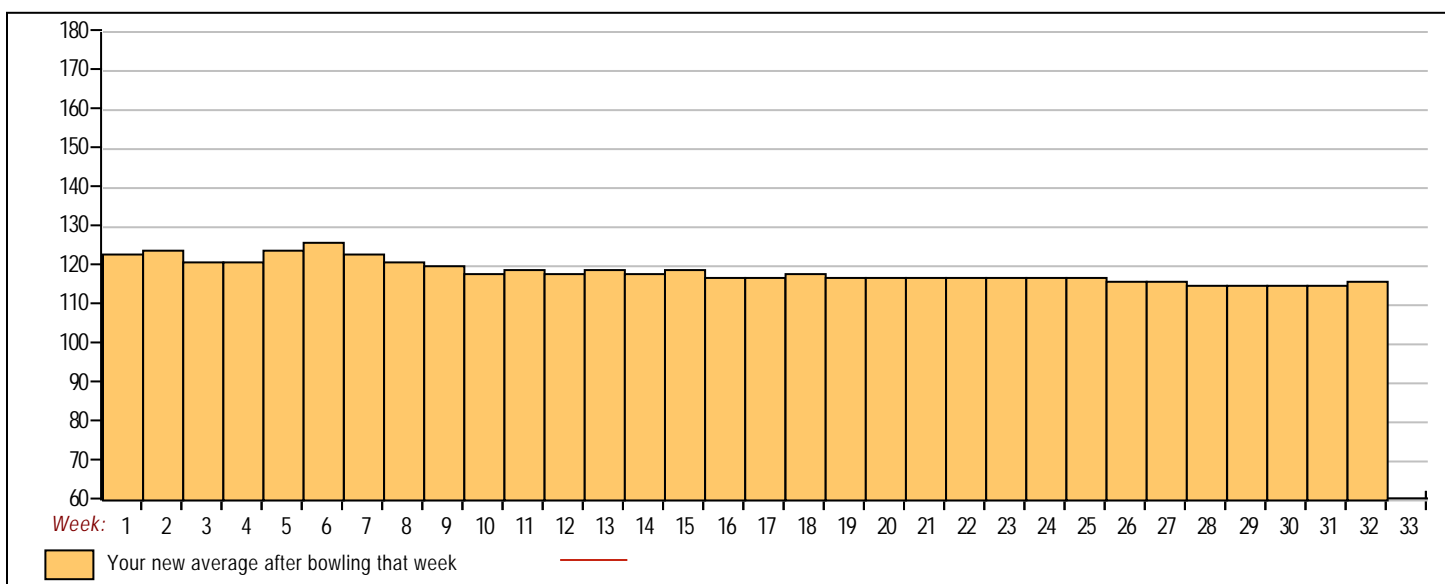
Table with columns: Week No., Bowling Date, Old Avg, Old HDCP, -1-, -2-, -3-, Total, HDCP Total, Pins, Gms, ---Average Change--- (New - Old ---> +/-), High Game, High Sers, HDCP Game, HDCP Sers. Rows 17-32.

Summary table for score ranges: <100, 100's, 125's, 150's, 175's, 200's, 225's, 250's, 275's, 300's, <400, 400's, 450's, 500's, 550's, 600's, 650's, 700's, 750's, 800's.

Avg of Game 1: 110.71, Avg of Game 2: 118.88, Avg of Game 3: 118.63

High game of 157 on week 18, High series of 403 on week 32, High average of 126.27 after bowling week 6, Low game of 85 on week 28, Low series of 284 on week 28, Low average of 115.09 after bowling week 30

High Scores by Game: Game #1: 151 on week 32, Game #2: 154 on week 13, Game #3: 157 on week 18



Note: This report includes information through May 1 which is Week 32 of 33

Christian Ferrer's Bowling Record - Team 10: Triple Threat

Week No.	Bowling Date	Old Avg	Old HDCP	-1-	-2-	-3-	Total	HDCP Total	Pins	Gms	---Average Change---			High Game	High Sers	HDCP Game	HDCP Sers		
											New	Old	---> +/-						
1	09/06/23	bk100	0				0	0	0	0	-	0.00	=	0.00	0	0			
2	09/13/23	bk100	0				0	0	0	0	-	0.00	=	0.00	0	0			
3	09/20/23	bk100	0				0	0	0	0	-	0.00	=	0.00	0	0			
4	09/27/23	bk100	0				0	0	0	0	-	0.00	=	0.00	0	0			
5	10/04/23	bk100	0				0	0	0	0	-	0.00	=	0.00	0	0			
6	10/11/23	bk100	0				0	0	0	0	-	0.00	=	0.00	0	0			
7	10/18/23	bk100	0				0	0	0	0	-	0.00	=	0.00	0	0			
8	10/25/23	bk100	0				0	0	0	0	-	0.00	=	0.00	0	0			
9	11/01/23	bk100	0				0	0	0	0	-	0.00	=	0.00	0	0			
10	11/08/23	bk100	0				0	0	0	0	-	0.00	=	0.00	0	0			
11	11/15/23	bk100	0				0	0	0	0	-	0.00	=	0.00	0	0			
12	11/29/23	bk100	0				0	0	0	0	-	0.00	=	0.00	0	0			
13	12/06/23	bk100	0				0	0	0	0	-	0.00	=	0.00	0	0			
14	12/13/23	bk100	0				0	0	0	0	-	0.00	=	0.00	0	0			
15	12/20/23	bk100	96	142	124	126	392	680	392	3	130.67	-	0.00	=	130.67	142	392	238	680
16	01/10/24	bk100	96	133	118	109	360	648	752	6	125.33	-	130.67	=	-5.33	142	392	238	680

End of 1st split

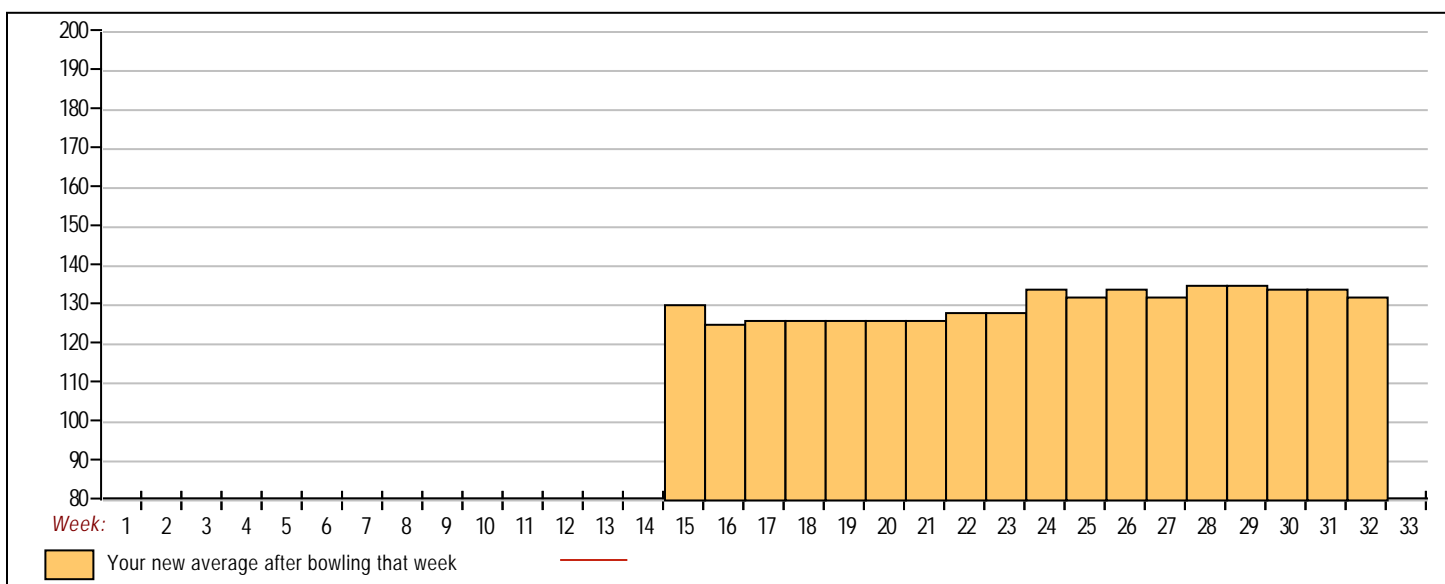
17	01/17/24	bk100	96	141	92	152	385	673	1137	9	126.33	-	125.33	=	1.00	152	392	248	680
18	01/24/24	126	0				0	0	1137	9	126.33	-	126.33	=	0.00	152	392	248	680
19	01/31/24	126	0				0	0	1137	9	126.33	-	126.33	=	0.00	152	392	248	680
20	02/07/24	126	0				0	0	1137	9	126.33	-	126.33	=	0.00	152	392	248	680
21	02/14/24	126	0				0	0	1137	9	126.33	-	126.33	=	0.00	152	392	248	680
22	02/21/24	126	75	137	139	126	402	627	1539	12	128.25	-	126.33	=	1.92	152	402	248	680
23	02/28/24	128	0				0	0	1539	12	128.25	-	128.25	=	0.00	152	402	248	680
24	03/06/24	128	73	180	114	190	484	703	2023	15	134.87	-	128.25	=	6.62	190	484	263	703
25	03/13/24	134	68	121	129	115	365	569	2388	18	132.67	-	134.87	=	-2.20	190	484	263	703
26	03/20/24	132	70	147	170	127	444	654	2832	21	134.86	-	132.67	=	2.19	190	484	263	703
27	03/27/24	134	68	124	100	122	346	550	3178	24	132.42	-	134.86	=	-2.44	190	484	263	703
28	04/03/24	132	70	132	159	177	468	678	3646	27	135.04	-	132.42	=	2.62	190	484	263	703
29	04/10/24	135	68	a135	a135	a135	405	609	3646	27	135.04	-	135.04	=	0.00	190	484	263	703
30	04/17/24	135	68	138	158	102	398	602	4044	30	134.80	-	135.04	=	-0.24	190	484	263	703
31	04/24/24	134	68	130	132	124	386	590	4430	33	134.24	-	134.80	=	-0.56	190	484	263	703
32	05/01/24	134	68	102	118	104	324	528	4754	36	132.06	-	134.24	=	-2.19	190	484	263	703

<u><100</u>	<u>100's</u>	<u>125's</u>	<u>150's</u>	<u>175's</u>	<u>200's</u>	<u>225's</u>	<u>250's</u>	<u>275's</u>	<u>300's</u>
1	14	14	4	3					
<u><400</u>	<u>400's</u>	<u>450's</u>	<u>500's</u>	<u>550's</u>	<u>600's</u>	<u>650's</u>	<u>700's</u>	<u>750's</u>	<u>800's</u>
8	2	2							

<u>Avg of Game 1</u>	<u>Avg of Game 2</u>	<u>Avg of Game 3</u>
135.58	129.42	131.17

High game of 190 on week 24 High series of 484 on week 24 High average of 135.04 after bowling week 28
 Low game of 92 on week 17 Low series of 324 on week 32 Low average of 125.33 after bowling week 16

High Scores by Game
 Game #1: 180 on week 24 Game #2: 170 on week 26 Game #3: 190 on week 24



Note: This report includes information through May 1 which is Week 32 of 33

Linda Evangelista's Bowling Record - Team 10: Triple Threat

Table with columns: Week No., Bowling Date, Old Avg, Old HDCP, -1-, -2-, -3-, Total, HDCP Total, Pins, Gms, ---Average Change--- (New - Old ---> +/-), High Game, High Sers, HDCP Game, HDCP Sers. Rows 1-16.

End of 1st split

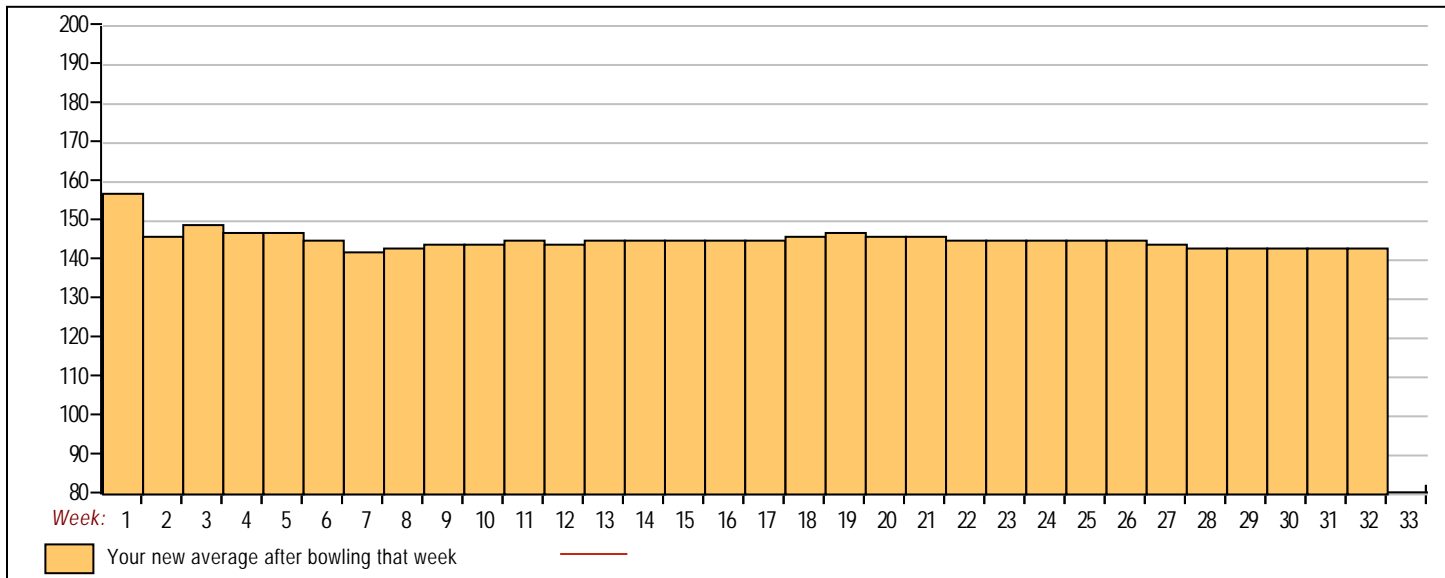
Table with columns: Week No., Bowling Date, Old Avg, Old HDCP, -1-, -2-, -3-, Total, HDCP Total, Pins, Gms, ---Average Change--- (New - Old ---> +/-), High Game, High Sers, HDCP Game, HDCP Sers. Rows 17-32.

Summary table for score ranges: <100 (3), 100's (12), 125's (44), 150's (25), 175's (9), 200's, 225's, 250's, 275's, 300's, <400 (5), 400's (14), 450's (12), 500's, 550's, 600's, 650's, 700's, 750's, 800's.

Avg of Game 1 (143.10), Avg of Game 2 (142.68), Avg of Game 3 (145.87)

High game of 191 on week 18 High series of 490 on week 18 High average of 157.67 after bowling week 1
Low game of 84 on week 28 Low series of 356 on week 28 Low average of 142.67 after bowling week 7

High Scores by Game
Game #1: 191 on week 18 Game #2: 181 on week 1 Game #3: 184 on week 19



Note: This report includes information through May 1 which is Week 32 of 33

Elgin Wingate's Bowling Record - Team 10: Triple Threat

Table with columns: Week No., Bowling Date, Old Avg, Old HDCP, -1-, -2-, -3-, Total, HDCP Total, Pins, Gms, ---Average Change--- (New - Old ---> +/-), High Game, High Sers, HDCP Game, HDCP Sers. Rows 1-16.

End of 1st split

Table with columns: Week No., Bowling Date, Old Avg, Old HDCP, -1-, -2-, -3-, Total, HDCP Total, Pins, Gms, ---Average Change--- (New - Old ---> +/-), High Game, High Sers, HDCP Game, HDCP Sers. Rows 17-32.

Summary table for score ranges: <100, 100's, 125's, 150's, 175's, 200's, 225's, 250's, 275's, 300's, <400, 400's, 450's, 500's, 550's, 600's, 650's, 700's, 750's, 800's.

Avg of Game 1: 128.67, Avg of Game 2: 131.87, Avg of Game 3: 129.53

High game of 183 on week 3, High series of 465 on week 3, High average of 135.83 after bowling week 6, Low game of 91 on week 2, Low series of 333 on week 2, Low average of 111.00 after bowling week 2

High Scores by Game: Game #1: 175 on week 4, Game #2: 183 on week 3, Game #3: 167 on week 15

