

Note: This report includes information through April 30 which is Week 32 of 32

York Kwan's Bowling Record - Team 48: Team 48

Week No.	Bowling Date	Old Avg	Old HDCP	-1-	-2-	-3-	Total	HDCP Total	Pins	Gms	---Average Change---			High Game	High Sers	HDCP Game	HDCP Sers	
											New - Old	--->	+/-					
5	10/10/23	0	0				0	0	0	0	-	0.00	=	0.00	0	0		
6	10/17/23	0	0				0	0	0	0	-	0.00	=	0.00	0	0		
7	10/24/23	0	0				0	0	0	0	-	0.00	=	0.00	0	0		
8	10/31/23	0	0				0	0	0	0	-	0.00	=	0.00	0	0		
9	11/07/23	181	35	185	167	193	545	650	545	3	181.67	-	0.00	=	181.67	193	545	
10	11/14/23	174	41	157	159	188	504	627	1049	6	174.83	-	181.67	=	-6.83	193	545	
11	11/21/23	176	39	200	187	155	542	659	1591	9	176.78	-	174.83	=	1.94	200	545	
12	11/28/23	176	39	204	161	155	520	637	2111	12	175.92	-	176.78	=	-0.86	204	545	243 637
13	12/05/23	175	40	215	177	155	547	667	2658	15	177.20	-	175.92	=	1.28	215	547	255 667
14	12/12/23	177	0				0	0	2658	15	177.20	-	177.20	=	0.00	215	547	255 667
15	12/19/23	177	38	a177	a177	a177	531	645	2658	15	177.20	-	177.20	=	0.00	215	547	255 667
16	01/09/24	177	38	141	193	192	526	640	3184	18	176.89	-	177.20	=	-0.31	215	547	255 667

End of 1st split

17	01/16/24	176	39	188	169	170	527	644	3711	21	176.71	-	176.89	=	-0.17	215	547	255 667
18	01/23/24	176	39	149	193	173	515	632	4226	24	176.08	-	176.71	=	-0.63	215	547	255 667
19	01/30/24	176	39	160	206	158	524	641	4750	27	175.93	-	176.08	=	-0.16	215	547	255 667
20	02/06/24	175	40	135	182	191	508	628	5258	30	175.27	-	175.93	=	-0.66	215	547	255 667
21	02/13/24	175	40	207	148	173	528	648	5786	33	175.33	-	175.27	=	0.07	215	547	255 667
22	02/20/24	175	40	167	186	137	490	610	6276	36	174.33	-	175.33	=	-1.00	215	547	255 667
23	02/27/24	174	41	a174	a174	a174	522	645	6276	36	174.33	-	174.33	=	0.00	215	547	255 667
24	03/05/24	174	41	164	183	146	493	616	6769	39	173.56	-	174.33	=	-0.77	215	547	255 667
25	03/12/24	173	42	185	164	146	495	621	7264	42	172.95	-	173.56	=	-0.61	215	547	255 667
26	03/19/24	172	43	170	198	188	556	685	7820	45	173.78	-	172.95	=	0.83	215	556	255 685
27	03/26/24	173	42	163	166	183	512	638	8332	48	173.58	-	173.78	=	-0.19	215	556	255 685
28	04/02/24	173	42	214	189	163	566	692	8898	51	174.47	-	173.58	=	0.89	215	566	256 692
29	04/09/24	174	41	170	152	169	491	614	9389	54	173.87	-	174.47	=	-0.60	215	566	256 692
30	04/16/24	173	42	171	191	182	544	670	9933	57	174.26	-	173.87	=	0.39	215	566	256 692
31	04/23/24	174	41	185	166	193	544	667	10477	60	174.62	-	174.26	=	0.35	215	566	256 692
32	04/30/24	174	41	141	184	152	477	600	10954	63	173.87	-	174.62	=	-0.74	215	566	256 692

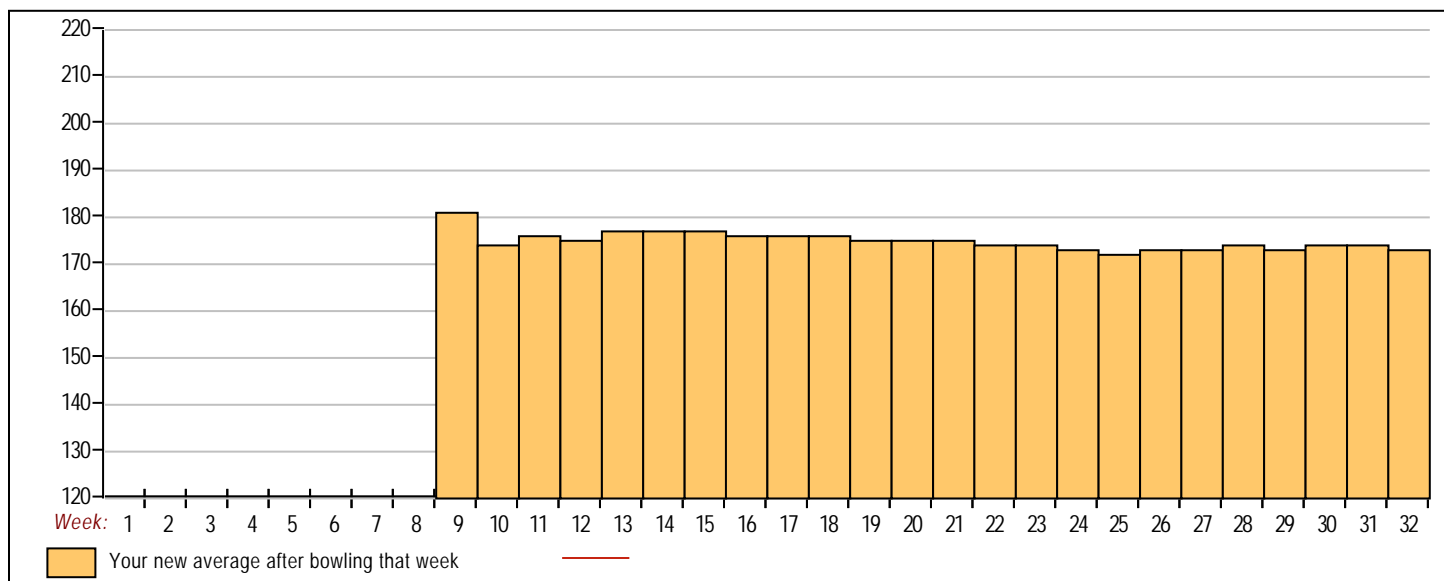
End of 2nd split

<100	100's	125's	150's	175's	200's	225's	250's	275's	300's
		8	26	23	6				
<400	400's	450's	500's	550's	600's	650's	700's	750's	800's
		5	14	2					

Avg of Game 1	Avg of Game 2	Avg of Game 3
174.81	177.19	169.62

High game of 215 on week 13 High series of 566 on week 28 High average of 181.67 after bowling week 9
 Low game of 135 on week 20 Low series of 477 on week 32 Low average of 172.95 after bowling week 25

High Scores by Game
 Game #1: 215 on week 13 Game #2: 206 on week 19 Game #3: 193 on week 9



Note: This report includes information through April 30 which is Week 32 of 32

David Vuong's Bowling Record - Team 48: Team 48

Week No.	Bowling Date	Old Avg	Old HDCP	-1-	-2-	-3-	Total	HDCP Total	Pins	Gms	---Average Change---			High Game	High Sers	HDCP Game	HDCP Sers	
											New - Old	--->	+/-					
16	01/09/24	0	0				0	0	0	0	-	0.00	=	0.00	0	0		
End of 1st split																		
17	01/16/24	0	0				0	0	0	0	-	0.00	=	0.00	0	0		
18	01/23/24	167	47	138	177	186	501	642	501	3	167.00	-	0.00	=	167.00	186	501	
19	01/30/24	167	47	a167	a167	a167	501	642	501	3	167.00	-	167.00	=	0.00	186	501	
20	02/06/24	173	42	202	169	170	541	667	1042	6	173.67	-	167.00	=	6.67	202	541	
21	02/13/24	167	47	130	168	166	464	605	1506	9	167.33	-	173.67	=	-6.33	202	541	
22	02/20/24	167	47	154	156	119	429	570	1935	12	161.25	-	167.33	=	-6.08	202	541	203
23	02/27/24	161	53	186	172	156	514	673	2449	15	163.27	-	161.25	=	2.02	202	541	239
24	03/05/24	163	0				0	0	2449	15	163.27	-	163.27	=	0.00	202	541	239
25	03/12/24	163	51	205	127	159	491	644	2940	18	163.33	-	163.27	=	0.07	205	541	256
26	03/19/24	163	51	143	177	160	480	633	3420	21	162.86	-	163.33	=	-0.48	205	541	256
27	03/26/24	162	52	173	162	158	493	649	3913	24	163.04	-	162.86	=	0.18	205	541	256
28	04/02/24	163	51	198	148	138	484	637	4397	27	162.85	-	163.04	=	-0.19	205	541	256
29	04/09/24	162	52	157	163	169	489	645	4886	30	162.87	-	162.85	=	0.01	205	541	256
30	04/16/24	162	52	190	225	133	548	704	5434	33	164.67	-	162.87	=	1.80	225	548	277
31	04/23/24	164	50	193	175	213	581	731	6015	36	167.08	-	164.67	=	2.42	225	581	277
32	04/30/24	167	47	146	159	151	456	597	6471	39	165.92	-	167.08	=	-1.16	225	581	277

End of 2nd split

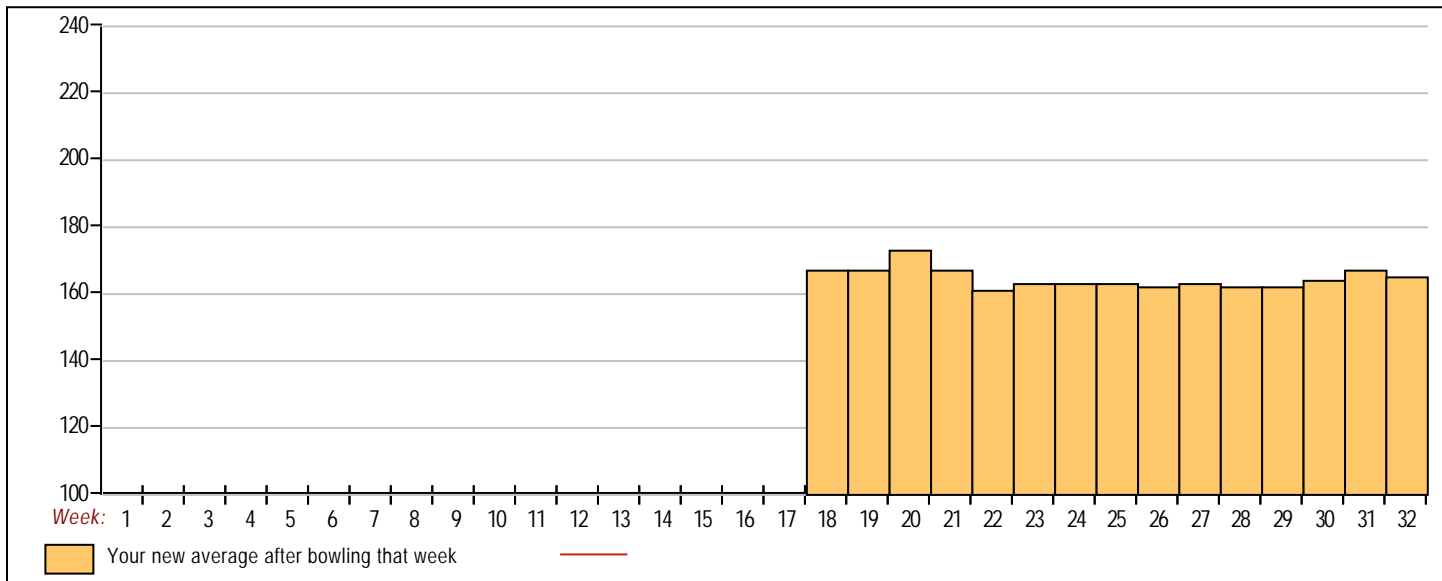
<u><100</u>	<u>100's</u>	<u>125's</u>	<u>150's</u>	<u>175's</u>	<u>200's</u>	<u>225's</u>	<u>250's</u>	<u>275's</u>	<u>300's</u>
	1	8	18	8	3	1			
<u><400</u>	<u>400's</u>	<u>450's</u>	<u>500's</u>	<u>550's</u>	<u>600's</u>	<u>650's</u>	<u>700's</u>	<u>750's</u>	<u>800's</u>
	1	7	4	1					

<u>Avg of Game 1</u>	<u>Avg of Game 2</u>	<u>Avg of Game 3</u>
170.38	167.54	159.85

High game of 225 on week 30 High series of 581 on week 31 High average of 173.67 after bowling week 20
 Low game of 119 on week 22 Low series of 429 on week 22 Low average of 161.25 after bowling week 22

High Scores by Game

Game #1: 205 on week 25 Game #2: 225 on week 30 Game #3: 213 on week 31



Note: This report includes information through April 30 which is Week 32 of 32

Randy Vuong's Bowling Record - Team 48: Team 48

Week No.	Bowling Date	Old Avg	Old HDCP	-1-	-2-	-3-	Total	HDCP Total	Pins	Gms	---Average Change---			High Game	High Sers	HDCP Game	HDCP Sers	
											New	Old	---> +/-					
1	09/05/23	188	28	201	166	198	565	649	565	3	188.33	-	0.00	=	188.33	201	565	
2	09/12/23	180	36	168	191	156	515	623	1080	6	180.00	-	188.33	=	-8.33	201	565	
3	09/19/23	178	37	219	127	178	524	635	1604	9	178.22	-	180.00	=	-1.78	219	565	
4	09/26/23	178	37	a178	a178	a178	534	645	1604	9	178.22	-	178.22	=	0.00	219	565	
5	10/10/23	178	37	201	223	159	583	694	2187	12	182.25	-	178.22	=	4.03	223	583	260
6	10/17/23	182	34	a182	a182	a182	546	648	2187	12	182.25	-	182.25	=	0.00	223	583	260
7	10/24/23	182	34	a182	a182	a182	546	648	2187	12	182.25	-	182.25	=	0.00	223	583	260
8	10/31/23	182	34	184	158	182	524	626	2711	15	180.73	-	182.25	=	-1.52	223	583	260
9	11/07/23	180	36	a180	a180	a180	540	648	2711	15	180.73	-	180.73	=	0.00	223	583	260
10	11/14/23	180	36	a180	a180	a180	540	648	2711	15	180.73	-	180.73	=	0.00	223	583	260
11	11/21/23	180	36	a180	a180	a180	540	648	2711	15	180.73	-	180.73	=	0.00	223	583	260
12	11/28/23	180	36	138	205	170	513	621	3224	18	179.11	-	180.73	=	-1.62	223	583	260
13	12/05/23	179	36	a179	a179	a179	537	645	3224	18	179.11	-	179.11	=	0.00	223	583	260
14	12/12/23	179	0				0	0	3224	18	179.11	-	179.11	=	0.00	223	583	260
15	12/19/23	179	36	176	205	191	572	680	3796	21	180.76	-	179.11	=	1.65	223	583	260
16	01/09/24	180	36	a180	a180	a180	540	648	3796	21	180.76	-	180.76	=	0.00	223	583	260

End of 1st split

17	01/16/24	180	36	a180	a180	a180	540	648	3796	21	180.76	-	180.76	=	0.00	223	583	260
18	01/23/24	180	0				0	0	3796	21	180.76	-	180.76	=	0.00	223	583	260
19	01/30/24	180	0				0	0	3796	21	180.76	-	180.76	=	0.00	223	583	260
20	02/06/24	180	0				0	0	3796	21	180.76	-	180.76	=	0.00	223	583	260
21	02/13/24	180	0				0	0	3796	21	180.76	-	180.76	=	0.00	223	583	260
22	02/20/24	180	0				0	0	3796	21	180.76	-	180.76	=	0.00	223	583	260
23	02/27/24	180	0				0	0	3796	21	180.76	-	180.76	=	0.00	223	583	260
24	03/05/24	180	36	143	125	166	434	542	4230	24	176.25	-	180.76	=	-4.51	223	583	260
25	03/12/24	176	0				0	0	4230	24	176.25	-	176.25	=	0.00	223	583	260
26	03/19/24	176	0				0	0	4230	24	176.25	-	176.25	=	0.00	223	583	260
27	03/26/24	176	0				0	0	4230	24	176.25	-	176.25	=	0.00	223	583	260
28	04/02/24	176	0				0	0	4230	24	176.25	-	176.25	=	0.00	223	583	260
29	04/09/24	176	0				0	0	4230	24	176.25	-	176.25	=	0.00	223	583	260
30	04/16/24	176	39	154	156	146	456	573	4686	27	173.56	-	176.25	=	-2.69	223	583	260
31	04/23/24	173	42	a173	a173	a173	519	645	4686	27	173.56	-	173.56	=	0.00	223	583	260
32	04/30/24	173	42	a173	a173	a173	519	645	4686	27	173.56	-	173.56	=	0.00	223	583	260

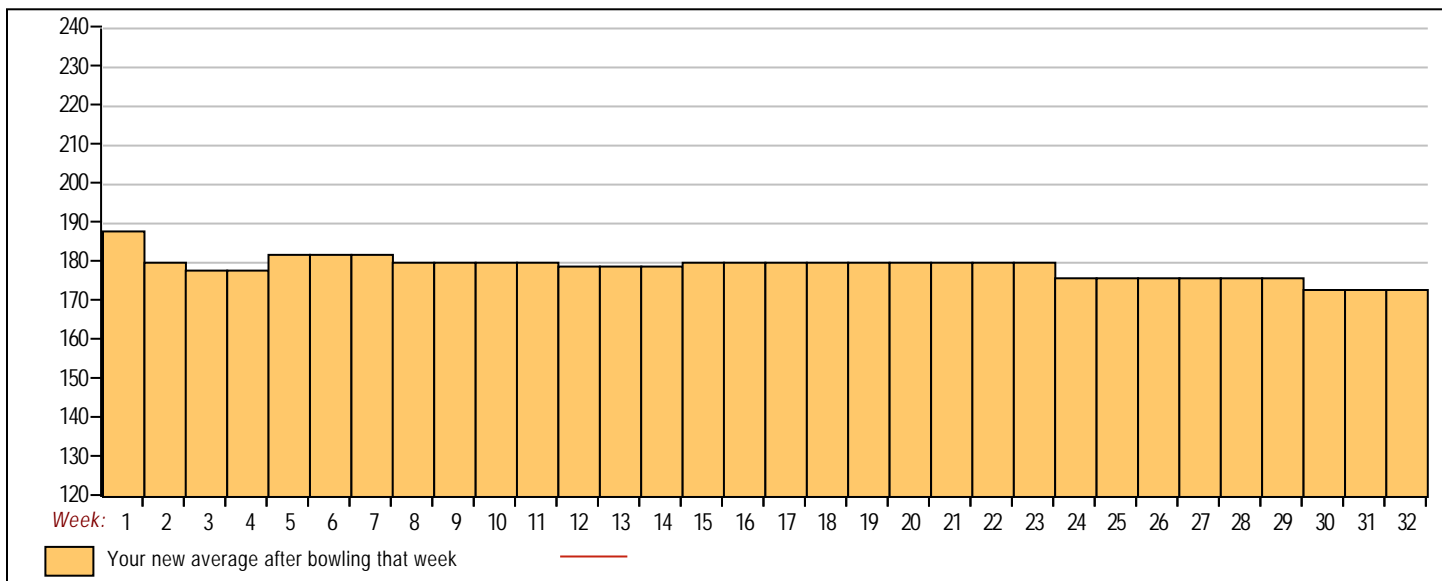
End of 2nd split

<u><100</u>	<u>100's</u>	<u>125's</u>	<u>150's</u>	<u>175's</u>	<u>200's</u>	<u>225's</u>	<u>250's</u>	<u>275's</u>	<u>300's</u>
		5	9	7	6				
<u><400</u>	<u>400's</u>	<u>450's</u>	<u>500's</u>	<u>550's</u>	<u>600's</u>	<u>650's</u>	<u>700's</u>	<u>750's</u>	<u>800's</u>
	1	1	4	3					

<u>Avg of Game 1</u>	<u>Avg of Game 2</u>	<u>Avg of Game 3</u>
176.00	172.89	171.78

High game of 223 on week 5 High series of 583 on week 5 High average of 188.33 after bowling week 1
 Low game of 125 on week 24 Low series of 434 on week 24 Low average of 173.56 after bowling week 30

High Scores by Game
 Game #1: 219 on week 3 Game #2: 223 on week 5 Game #3: 198 on week 1



Note: This report includes information through April 30 which is Week 32 of 32

Thai Tran's Bowling Record - Team 48: Team 48

Week No.	Bowling Date	Old Avg	Old HDCP	-1- -2- -3-			Total	HDCP Total	Pins	Gms	---Average Change---			High Game	High Sers	HDCP Game	HDCP Sers
				-1-	-2-	-3-					New - Old	---> +/-					
1	09/05/23	bk154	59	194	210	168	572	749	572	3	190.67	- 0.00	= 190.67	210	572	269	749
2	09/12/23	bk154	59	155	201	200	556	733	1128	6	188.00	- 190.67	= -2.67	210	572	269	749
3	09/19/23	bk154	59	199	157	161	517	694	1645	9	182.78	- 188.00	= -5.22	210	572	269	749
4	09/26/23	182	34	162	145	137	444	546	2089	12	174.08	- 182.78	= -8.69	210	572	269	749
5	10/10/23	174	41	137	184	203	524	647	2613	15	174.20	- 174.08	= 0.12	210	572	269	749
6	10/17/23	174	41	156	191	219	566	689	3179	18	176.61	- 174.20	= 2.41	219	572	269	749
7	10/24/23	176	39	178	220	222	620	737	3799	21	180.90	- 176.61	= 4.29	222	620	269	749
8	10/31/23	180	36	218	163	165	546	654	4345	24	181.04	- 180.90	= 0.14	222	620	269	749
9	11/07/23	181	35	223	161	183	567	672	4912	27	181.93	- 181.04	= 0.88	223	620	269	749
10	11/14/23	181	35	144	200	168	512	617	5424	30	180.80	- 181.93	= -1.13	223	620	269	749
11	11/21/23	180	36	221	132	162	515	623	5939	33	179.97	- 180.80	= -0.83	223	620	269	749
12	11/28/23	179	36	168	154	212	534	642	6473	36	179.81	- 179.97	= -0.16	223	620	269	749
13	12/05/23	179	36	141	162	190	493	601	6966	39	178.62	- 179.81	= -1.19	223	620	269	749
14	12/12/23	178	0				0	0	6966	39	178.62	- 178.62	= 0.00	223	620	269	749
15	12/19/23	178	37	179	161	156	496	607	7462	42	177.67	- 178.62	= -0.95	223	620	269	749
16	01/09/24	177	38	192	177	168	537	651	7999	45	177.76	- 177.67	= 0.09	223	620	269	749

End of 1st split

17	01/16/24	177	38	211	186	172	569	683	8568	48	178.50	- 177.76	= 0.74	223	620	269	749
18	01/23/24	178	37	164	152	137	453	564	9021	51	176.88	- 178.50	= -1.62	223	620	269	749
19	01/30/24	176	39	a176	a176	a176	528	645	9021	51	176.88	- 176.88	= 0.00	223	620	269	749
20	02/06/24	176	39	161	206	112	479	596	9500	54	175.93	- 176.88	= -0.96	223	620	269	749
21	02/13/24	175	40	185	171	161	517	637	10017	57	175.74	- 175.93	= -0.19	223	620	269	749
22	02/20/24	175	40	174	234	149	557	677	10574	60	176.23	- 175.74	= 0.50	234	620	274	749
23	02/27/24	176	39	201	171	200	572	689	11146	63	176.92	- 176.23	= 0.69	234	620	274	749
24	03/05/24	176	39	157	199	159	515	632	11661	66	176.68	- 176.92	= -0.24	234	620	274	749
25	03/12/24	176	39	119	147	187	453	570	12114	69	175.57	- 176.68	= -1.12	234	620	274	749
26	03/19/24	175	40	a175	a175	a175	525	645	12114	69	175.57	- 175.57	= 0.00	234	620	274	749
27	03/26/24	175	40	a175	a175	a175	525	645	12114	69	175.57	- 175.57	= 0.00	234	620	274	749
28	04/02/24	175	40	202	206	132	540	660	12654	72	175.75	- 175.57	= 0.18	234	620	274	749
29	04/09/24	175	40	a175	a175	a175	525	645	12654	72	175.75	- 175.75	= 0.00	234	620	274	749
30	04/16/24	175	0				0	0	12654	72	175.75	- 175.75	= 0.00	234	620	274	749
31	04/23/24	175	0				0	0	12654	72	175.75	- 175.75	= 0.00	234	620	274	749
32	04/30/24	175	40				0	0	12654	72	175.75	- 175.75	= 0.00	234	620	274	749

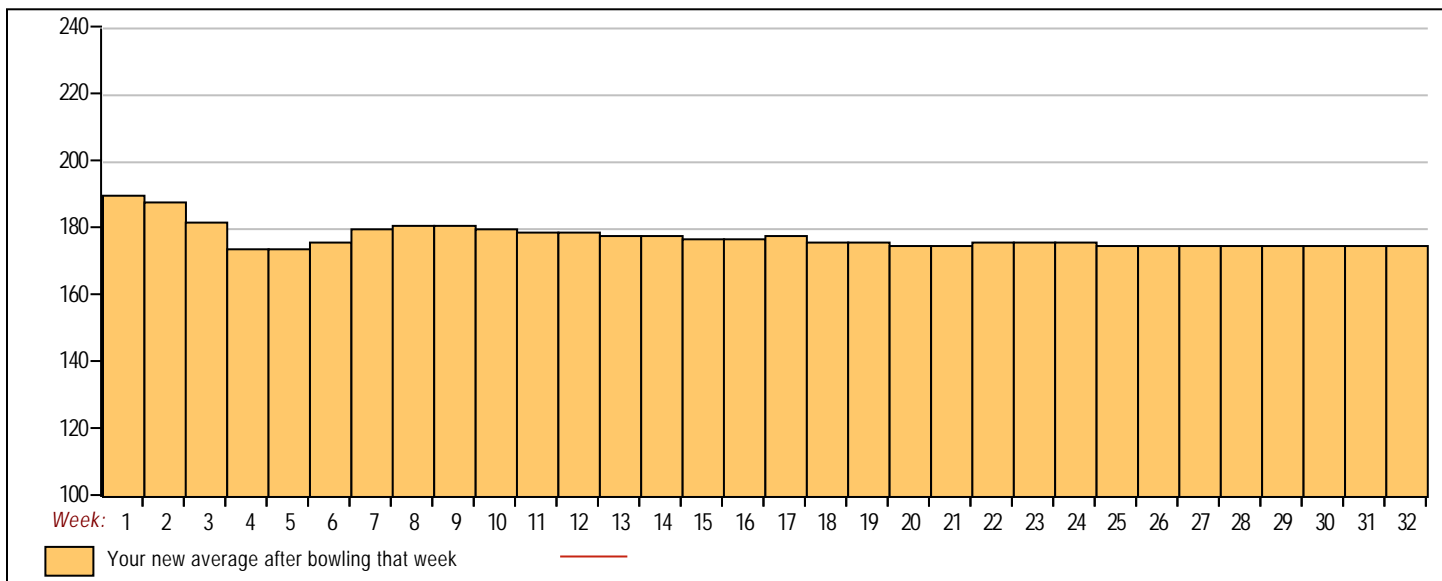
End of 2nd split

<u><100</u>	<u>100's</u>	<u>125's</u>	<u>150's</u>	<u>175's</u>	<u>200's</u>	<u>225's</u>	<u>250's</u>	<u>275's</u>	<u>300's</u>
	2	10	27	14	18	1			
<u><400</u>	<u>400's</u>	<u>450's</u>	<u>500's</u>	<u>550's</u>	<u>600's</u>	<u>650's</u>	<u>700's</u>	<u>750's</u>	<u>800's</u>
	1	5	10	7	1				

<u>Avg of Game 1</u>	<u>Avg of Game 2</u>	<u>Avg of Game 3</u>
176.71	178.75	171.79

High game of 234 on week 22 High series of 620 on week 7 High average of 190.67 after bowling week 1
 Low game of 112 on week 20 Low series of 444 on week 4 Low average of 174.08 after bowling week 4

High Scores by Game
 Game #1: 223 on week 9 Game #2: 234 on week 22 Game #3: 222 on week 7



Note: This report includes information through April 30 which is Week 32 of 32

Warren Trinidad's Bowling Record - Team 48: Team 48

Week No.	Bowling Date	Old Avg	Old HDCP	-1-	-2-	-3-	Total	HDCP Total	Pins	Gms	---Average Change---			High Game	High Sers	HDCP Game	HDCP Sers		
											New	Old	---> +/-						
1	09/05/23	bk118	0				0	0	0	0	-	0.00	=	0.00	0	0			
2	09/12/23	bk118	91	109	95	112	316	589	316	3	105.33	-	0.00	=	105.33	112	316	203	589
3	09/19/23	bk118	91	143	100	127	370	643	686	6	114.33	-	105.33	=	9.00	143	370	234	643
4	09/26/23	bk118	91	a118	a118	a118	354	627	686	6	114.33	-	114.33	=	0.00	143	370	234	643
5	10/10/23	bk118	91	a118	a118	a118	354	627	686	6	114.33	-	114.33	=	0.00	143	370	234	643
6	10/17/23	bk118	91	a118	a118	a118	354	627	686	6	114.33	-	114.33	=	0.00	143	370	234	643
7	10/24/23	bk118	91	a118	a118	a118	354	627	686	6	114.33	-	114.33	=	0.00	143	370	234	643
8	10/31/23	bk118	91	a118	a118	a118	354	627	686	6	114.33	-	114.33	=	0.00	143	370	234	643
9	11/07/23	bk118	0				0	0	686	6	114.33	-	114.33	=	0.00	143	370	234	643
10	11/14/23	bk118	0				0	0	686	6	114.33	-	114.33	=	0.00	143	370	234	643
11	11/21/23	bk118	0				0	0	686	6	114.33	-	114.33	=	0.00	143	370	234	643
12	11/28/23	bk118	0				0	0	686	6	114.33	-	114.33	=	0.00	143	370	234	643
13	12/05/23	bk118	0				0	0	686	6	114.33	-	114.33	=	0.00	143	370	234	643
14	12/12/23	bk118	0				0	0	686	6	114.33	-	114.33	=	0.00	143	370	234	643
15	12/19/23	bk118	0				0	0	686	6	114.33	-	114.33	=	0.00	143	370	234	643
16	01/09/24	bk118	0				0	0	686	6	114.33	-	114.33	=	0.00	143	370	234	643

End of 1st split

17	01/16/24	bk118	0				0	0	686	6	114.33	-	114.33	=	0.00	143	370	234	643
18	01/23/24	bk118	0				0	0	686	6	114.33	-	114.33	=	0.00	143	370	234	643
19	01/30/24	bk118	0				0	0	686	6	114.33	-	114.33	=	0.00	143	370	234	643
20	02/06/24	bk118	0				0	0	686	6	114.33	-	114.33	=	0.00	143	370	234	643
21	02/13/24	bk118	0				0	0	686	6	114.33	-	114.33	=	0.00	143	370	234	643
22	02/20/24	bk118	0				0	0	686	6	114.33	-	114.33	=	0.00	143	370	234	643
23	02/27/24	bk118	0				0	0	686	6	114.33	-	114.33	=	0.00	143	370	234	643
24	03/05/24	bk118	0				0	0	686	6	114.33	-	114.33	=	0.00	143	370	234	643
25	03/12/24	bk118	0				0	0	686	6	114.33	-	114.33	=	0.00	143	370	234	643
26	03/19/24	bk118	0				0	0	686	6	114.33	-	114.33	=	0.00	143	370	234	643
27	03/26/24	bk118	0				0	0	686	6	114.33	-	114.33	=	0.00	143	370	234	643
28	04/02/24	bk118	0				0	0	686	6	114.33	-	114.33	=	0.00	143	370	234	643
29	04/09/24	bk118	0				0	0	686	6	114.33	-	114.33	=	0.00	143	370	234	643
30	04/16/24	bk118	0				0	0	686	6	114.33	-	114.33	=	0.00	143	370	234	643
31	04/23/24	bk118	0				0	0	686	6	114.33	-	114.33	=	0.00	143	370	234	643
32	04/30/24	bk118	91				0	0	686	6	114.33	-	114.33	=	0.00	143	370	234	643

End of 2nd split

<u><100</u>	<u>100's</u>	<u>125's</u>	<u>150's</u>	<u>175's</u>	<u>200's</u>	<u>225's</u>	<u>250's</u>	<u>275's</u>	<u>300's</u>
1	3	2							
<u><400</u>	<u>400's</u>	<u>450's</u>	<u>500's</u>	<u>550's</u>	<u>600's</u>	<u>650's</u>	<u>700's</u>	<u>750's</u>	<u>800's</u>
2									

Avg of Game 1	Avg of Game 2	Avg of Game 3
126.00	97.50	119.50

High game of 143 on week 3 High series of 370 on week 3 High average of 114.33 after bowling week 3
 Low game of 95 on week 2 Low series of 316 on week 2 Low average of 105.33 after bowling week 2

High Scores by Game
 Game #1: 143 on week 3 Game #2: 100 on week 3 Game #3: 127 on week 3

