

Note: This report includes information through April 30 which is Week 32 of 32

Jason Reyla's Bowling Record - Team 46: Sana All

Table with columns: Week No., Bowling Date, Old Avg, Old HDCP, -1-, -2-, -3-, Total, HDCP Total, Pins, Gms, ---Average Change--- New - Old ---> +/-, High Game, High Sers, HDCP Game, HDCP Sers. Rows 1-16.

End of 1st split

Table with columns: Week No., Bowling Date, Old Avg, Old HDCP, -1-, -2-, -3-, Total, HDCP Total, Pins, Gms, ---Average Change--- New - Old ---> +/-, High Game, High Sers, HDCP Game, HDCP Sers. Rows 17-32.

End of 2nd split

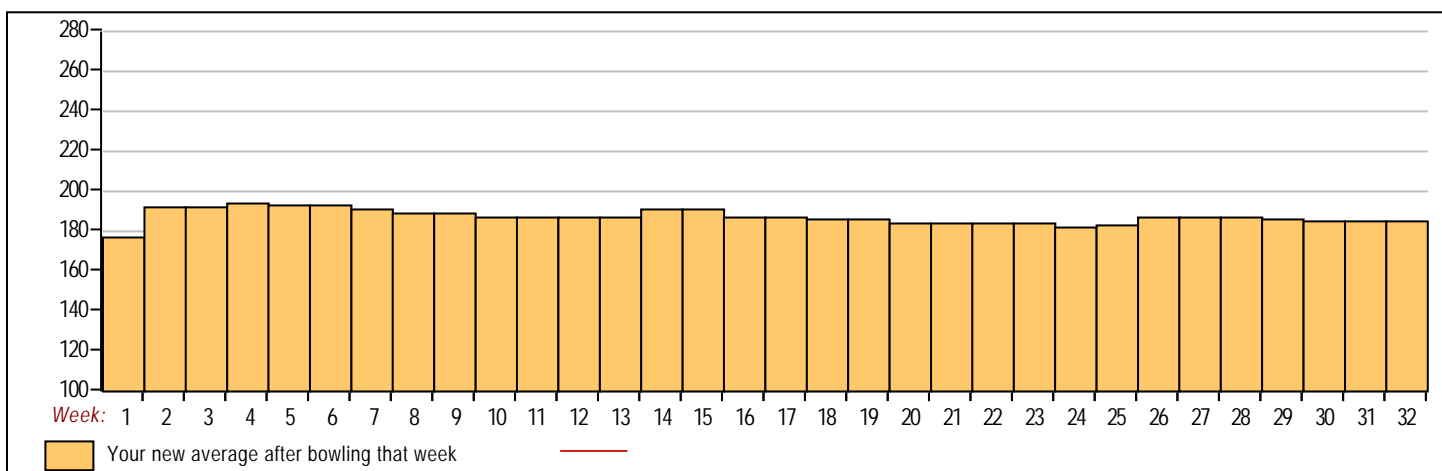
Summary table with columns: <100, 100's, 125's, 150's, 175's, 200's, 225's, 250's, 275's, 300's, <400, 400's, 450's, 500's, 550's, 600's, 650's, 700's, 750's, 800's.

Summary table with columns: Avg of Game 1, Avg of Game 2, Avg of Game 3.

High game of 267 on week 23 High series of 714 on week 14 High average of 194.50 after bowling week 4
Low game of 107 on week 24 Low series of 431 on week 16 Low average of 177.00 after bowling week 1

High Scores by Game

Game #1: 249 on week 22 Game #2: 267 on week 23 Game #3: 258 on week 14



Note: This report includes information through April 30 which is Week 32 of 32

Bong Canta's Bowling Record - Team 46: Sana All

Table with columns: Week No., Bowling Date, Old Avg, Old HDCP, -1-, -2-, -3-, Total, HDCP Total, Pins, Gms, ---Average Change--- New - Old ---> +/-, High Game, High Sers, HDCP Game, HDCP Sers. Rows 1-16.

End of 1st split

Table with columns: Week No., Bowling Date, Old Avg, Old HDCP, -1-, -2-, -3-, Total, HDCP Total, Pins, Gms, ---Average Change--- New - Old ---> +/-, High Game, High Sers, HDCP Game, HDCP Sers. Rows 17-32.

End of 2nd split

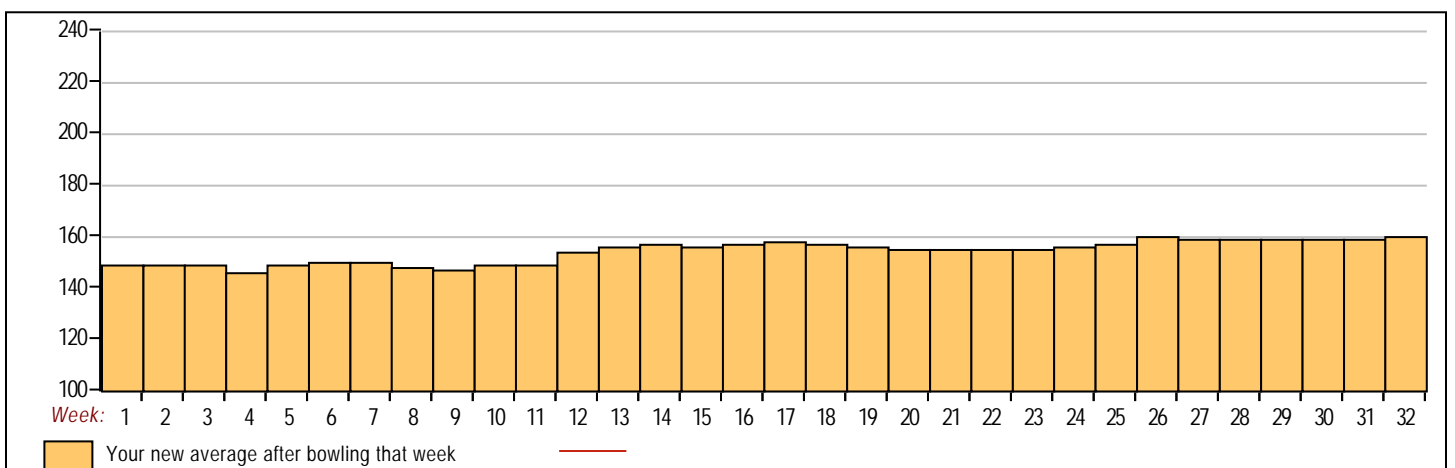
Summary table with columns: <100, 100's, 125's, 150's, 175's, 200's, 225's, 250's, 275's, 300's, <400, 400's, 450's, 500's, 550's, 600's, 650's, 700's, 750's, 800's.

Summary table with columns: Avg of Game 1, Avg of Game 2, Avg of Game 3.

High game of 224 on week 17 High series of 587 on week 12 High average of 160.31 after bowling week 26
Low game of 104 on week 30 Low series of 385 on week 19 Low average of 146.11 after bowling week 4

High Scores by Game

Game #1: 203 on week 12 Game #2: 208 on week 28 Game #3: 224 on week 17



Note: This report includes information through April 30 which is Week 32 of 32

Jeff Alignay's Bowling Record - Team 46: Sana All

Table with columns: Week No., Bowling Date, Old Avg, Old HDCP, -1-, -2-, -3-, Total, HDCP Total, Pins, Gms, ---Average Change--- New - Old ---> +/-, High Game, High Sers, HDCP Game, HDCP Sers. Rows 1-16.

End of 1st split

Table with columns: Week No., Bowling Date, Old Avg, Old HDCP, -1-, -2-, -3-, Total, HDCP Total, Pins, Gms, ---Average Change--- New - Old ---> +/-, High Game, High Sers, HDCP Game, HDCP Sers. Rows 17-32.

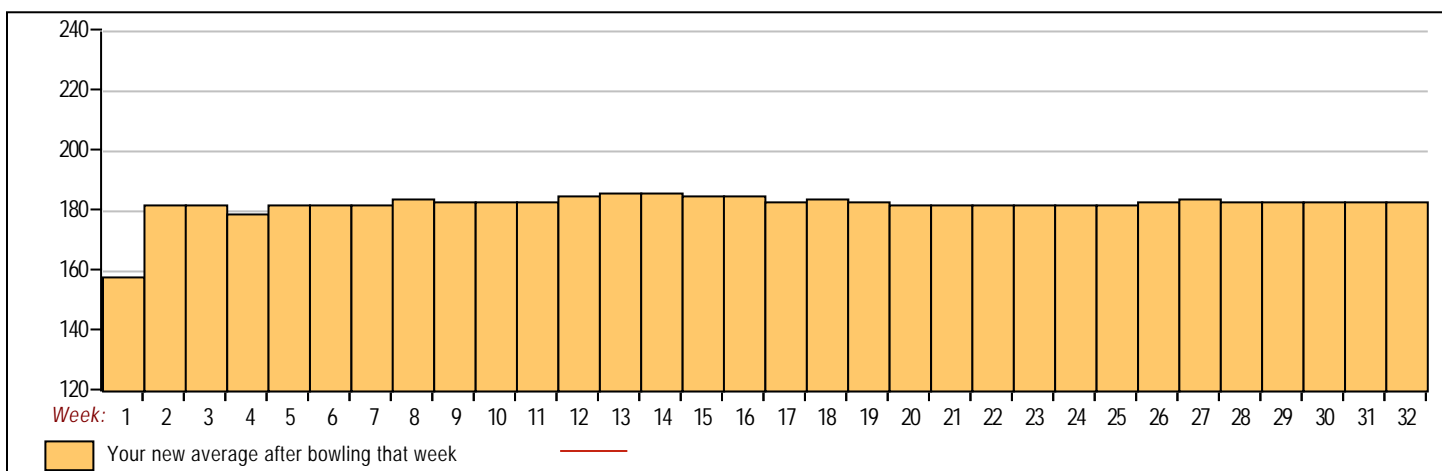
End of 2nd split

Summary table for bowling splits: <100, 100's, 125's, 150's, 175's, 200's, 225's, 250's, 275's, 300's, <400, 400's, 450's, 500's, 550's, 600's, 650's, 700's, 750's, 800's. Includes Avg of Game 1, 2, 3.

High game of 236 on week 27 High series of 626 on week 12 High average of 186.11 after bowling week 13
Low game of 139 on week 15 Low series of 474 on week 1 Low average of 158.00 after bowling week 1

High Scores by Game

Game #1: 236 on week 27 Game #2: 228 on week 2 Game #3: 232 on week 23



Note: This report includes information through April 30 which is Week 32 of 32

Tom Pan's Bowling Record - Team 46: Sana All

Week No.	Bowling Date	Old Avg	Old HDCP	-1-	-2-	-3-	Total	HDCP Total	Pins	Gms	---Average Change---			High Game	High Sers	HDCP Game	HDCP Sers		
											New	Old	---> +/-						
1	09/05/23	bk131	0				0	0	0	0	-	0.00	=	0.00	0	0			
2	09/12/23	bk131	80	149	151	139	439	679	439	3	146.33	-	0.00	=	146.33	151	439	231	679
3	09/19/23	bk131	0				0	0	439	3	146.33	-	146.33	=	0.00	151	439	231	679
4	09/26/23	bk131	0				0	0	439	3	146.33	-	146.33	=	0.00	151	439	231	679
5	10/10/23	bk131	0				0	0	439	3	146.33	-	146.33	=	0.00	151	439	231	679
6	10/17/23	bk131	0				0	0	439	3	146.33	-	146.33	=	0.00	151	439	231	679
7	10/24/23	bk131	0				0	0	439	3	146.33	-	146.33	=	0.00	151	439	231	679
8	10/31/23	bk131	0				0	0	439	3	146.33	-	146.33	=	0.00	151	439	231	679
9	11/07/23	bk131	0				0	0	439	3	146.33	-	146.33	=	0.00	151	439	231	679
10	11/14/23	bk131	0				0	0	439	3	146.33	-	146.33	=	0.00	151	439	231	679
11	11/21/23	bk131	0				0	0	439	3	146.33	-	146.33	=	0.00	151	439	231	679
12	11/28/23	bk131	0				0	0	439	3	146.33	-	146.33	=	0.00	151	439	231	679
13	12/05/23	bk131	0				0	0	439	3	146.33	-	146.33	=	0.00	151	439	231	679
14	12/12/23	bk131	0				0	0	439	3	146.33	-	146.33	=	0.00	151	439	231	679
15	12/19/23	bk131	0				0	0	439	3	146.33	-	146.33	=	0.00	151	439	231	679
16	01/09/24	bk131	0				0	0	439	3	146.33	-	146.33	=	0.00	151	439	231	679

End of 1st split

17	01/16/24	bk131	0				0	0	439	3	146.33	-	146.33	=	0.00	151	439	231	679
18	01/23/24	bk131	0				0	0	439	3	146.33	-	146.33	=	0.00	151	439	231	679
19	01/30/24	bk131	0				0	0	439	3	146.33	-	146.33	=	0.00	151	439	231	679
20	02/06/24	bk131	0				0	0	439	3	146.33	-	146.33	=	0.00	151	439	231	679
21	02/13/24	bk131	0				0	0	439	3	146.33	-	146.33	=	0.00	151	439	231	679
22	02/20/24	bk131	0				0	0	439	3	146.33	-	146.33	=	0.00	151	439	231	679
23	02/27/24	bk131	0				0	0	439	3	146.33	-	146.33	=	0.00	151	439	231	679
24	03/05/24	bk131	0				0	0	439	3	146.33	-	146.33	=	0.00	151	439	231	679
25	03/12/24	bk131	0				0	0	439	3	146.33	-	146.33	=	0.00	151	439	231	679
26	03/19/24	bk131	0				0	0	439	3	146.33	-	146.33	=	0.00	151	439	231	679
27	03/26/24	bk131	0				0	0	439	3	146.33	-	146.33	=	0.00	151	439	231	679
28	04/02/24	bk131	0				0	0	439	3	146.33	-	146.33	=	0.00	151	439	231	679
29	04/09/24	bk131	0				0	0	439	3	146.33	-	146.33	=	0.00	151	439	231	679
30	04/16/24	bk131	0				0	0	439	3	146.33	-	146.33	=	0.00	151	439	231	679
31	04/23/24	bk131	0				0	0	439	3	146.33	-	146.33	=	0.00	151	439	231	679
32	04/30/24	bk131	80				0	0	439	3	146.33	-	146.33	=	0.00	151	439	231	679

End of 2nd split

<u><100</u>	<u>100's</u>	<u>125's</u>	<u>150's</u>	<u>175's</u>	<u>200's</u>	<u>225's</u>	<u>250's</u>	<u>275's</u>	<u>300's</u>
		2	1						
<u><400</u>	<u>400's</u>	<u>450's</u>	<u>500's</u>	<u>550's</u>	<u>600's</u>	<u>650's</u>	<u>700's</u>	<u>750's</u>	<u>800's</u>
	1								

Avg of Game 1	Avg of Game 2	Avg of Game 3
149.00	151.00	139.00

High game of 151 on week 2 High series of 439 on week 2 High average of 146.33 after bowling week 2
 Low game of 139 on week 2 Low series of 439 on week 2 Low average of 146.33 after bowling week 2

High Scores by Game
 Game #1: 149 on week 2 Game #2: 151 on week 2 Game #3: 139 on week 2

