

Note: This report includes information through April 30 which is Week 32 of 32

**Judd Baguioro's Bowling Record - Team 40: Team 40**

Week No.	Bowling Date	Old Avg	Old HDCP	-1-	-2-	-3-	Total	HDCP Total	Pins	Gms	---Average Change---			High Game	High Sers	HDCP Game	HDCP Sers	
											New - Old	--->	+/-					
16	01/09/24	0	0				0	0	0	0	-	0.00	=	0.00	0	0		
<b>End of 1st split</b>																		
17	01/16/24	110	99	101	119	110	330	627	330	3	110.00	-	0.00	=	110.00	119	330	
18	01/23/24	124	86	189	113	112	414	672	744	6	124.00	-	110.00	=	14.00	189	414	
19	01/30/24	128	82	133	151	131	415	661	1159	9	128.78	-	124.00	=	4.78	189	415	
20	02/06/24	128	82	136	141	155	432	678	1591	12	132.58	-	128.78	=	3.81	189	432	237 678
21	02/13/24	132	79	138	126	148	412	649	2003	15	133.53	-	132.58	=	0.95	189	432	237 678
22	02/20/24	133	78	128	158	147	433	667	2436	18	135.33	-	133.53	=	1.80	189	433	237 678
23	02/27/24	135	76	119	137	136	392	620	2828	21	134.67	-	135.33	=	-0.67	189	433	237 678
24	03/05/24	134	77	a134	a134	a134	402	633	2828	21	134.67	-	134.67	=	0.00	189	433	237 678
25	03/12/24	134	77	116	119	131	366	597	3194	24	133.08	-	134.67	=	-1.58	189	433	237 678
26	03/19/24	133	78	145	138	128	411	645	3605	27	133.52	-	133.08	=	0.44	189	433	237 678
27	03/26/24	133	78	137	106	142	385	619	3990	30	133.00	-	133.52	=	-0.52	189	433	237 678
28	04/02/24	133	78	129	143	144	416	650	4406	33	133.52	-	133.00	=	0.52	189	433	237 678
29	04/09/24	133	78	146	171	138	455	689	4861	36	135.03	-	133.52	=	1.51	189	455	249 689
30	04/16/24	135	76	146	129	126	401	629	5262	39	134.92	-	135.03	=	-0.10	189	455	249 689
31	04/23/24	134	77	147	230	128	505	736	5767	42	137.31	-	134.92	=	2.39	230	505	307 736
32	04/30/24	137	74	122	138	206	466	688	6233	45	138.51	-	137.31	=	1.20	230	505	307 736

**End of 2nd split**

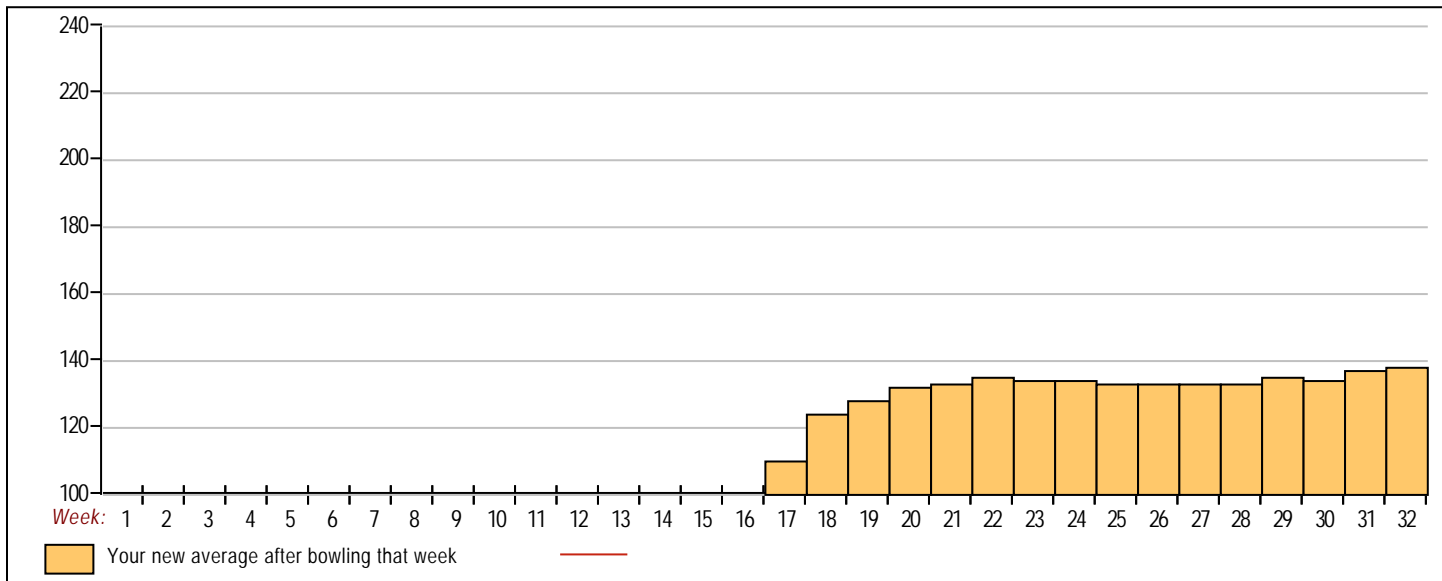
<u>&lt;100</u>	<u>100's</u>	<u>125's</u>	<u>150's</u>	<u>175's</u>	<u>200's</u>	<u>225's</u>	<u>250's</u>	<u>275's</u>	<u>300's</u>
	10	28	4	1	1	1			
<u>&lt;400</u>	<u>400's</u>	<u>450's</u>	<u>500's</u>	<u>550's</u>	<u>600's</u>	<u>650's</u>	<u>700's</u>	<u>750's</u>	<u>800's</u>
4	8	2	1						

<u>Avg of Game 1</u>	<u>Avg of Game 2</u>	<u>Avg of Game 3</u>
135.47	141.27	138.80

High game of 230 on week 31      High series of 505 on week 31      High average of 138.51 after bowling week 32  
 Low game of 101 on week 17      Low series of 330 on week 17      Low average of 110.00 after bowling week 17

High Scores by Game

Game #1: 189 on week 18    Game #2: 230 on week 31    Game #3: 206 on week 32



Note: This report includes information through April 30 which is Week 32 of 32

**Kevin Yeung's Bowling Record - Team 40: Team 40**

Week No.	Bowling Date	Old Avg	Old HDCP	-1- -2- -3-			Total	HDCP Total	Pins	Gms	---Average Change---			High Game	High Sers	HDCP Game	HDCP Sers
				-1-	-2-	-3-					New - Old	---> +/-					
1	09/05/23	bk176	39	156	230	174	560	677	560	3	186.67	- 0.00	= 186.67	230	560	269	677
2	09/12/23	bk176	39	131	167	152	450	567	1010	6	168.33	- 186.67	= -18.33	230	560	269	677
3	09/19/23	bk176	39	169	114	181	464	581	1474	9	163.78	- 168.33	= -4.56	230	560	269	677
4	09/26/23	166	48	169	126	198	493	637	1967	12	163.92	- 163.78	= 0.14	230	560	269	677
5	10/10/23	166	48	176	181	121	478	622	2445	15	163.00	- 163.92	= -0.92	230	560	269	677
6	10/17/23	166	48	152	160	230	542	686	2987	18	165.94	- 163.00	= 2.94	230	560	278	686
7	10/24/23	166	48	205	194	176	575	719	3562	21	169.62	- 165.94	= 3.67	230	575	278	719
8	10/31/23	169	45	145	187	134	466	601	4028	24	167.83	- 169.62	= -1.79	230	575	278	719
9	11/07/23	167	47	197	208	149	554	695	4582	27	169.70	- 167.83	= 1.87	230	575	278	719
10	11/14/23	169	45	211	136	157	504	639	5086	30	169.53	- 169.70	= -0.17	230	575	278	719
11	11/21/23	169	45	189	159	144	492	627	5578	33	169.03	- 169.53	= -0.50	230	575	278	719
12	11/28/23	169	45	129	223	138	490	625	6068	36	168.56	- 169.03	= -0.47	230	575	278	719
13	12/05/23	168	46	129	157	166	452	590	6520	39	167.18	- 168.56	= -1.38	230	575	278	719
14	12/12/23	167	47	155	187	223	565	706	7085	42	168.69	- 167.18	= 1.51	230	575	278	719
15	12/19/23	168	46	145	218	202	565	703	7650	45	170.00	- 168.69	= 1.31	230	575	278	719
16	01/09/24	170	45	126	187	156	469	604	8119	48	169.15	- 170.00	= -0.85	230	575	278	719

**End of 1st split**

17	01/16/24	169	45	134	233	158	525	660	8644	51	169.49	- 169.15	= 0.34	233	575	278	719
18	01/23/24	169	45	184	156	165	505	640	9149	54	169.43	- 169.49	= -0.06	233	575	278	719
19	01/30/24	169	45	164	169	140	473	608	9622	57	168.81	- 169.43	= -0.62	233	575	278	719
20	02/06/24	168	46	146	166	139	451	589	10073	60	167.88	- 168.81	= -0.92	233	575	278	719
21	02/13/24	167	47	122	204	109	435	576	10508	63	166.79	- 167.88	= -1.09	233	575	278	719
22	02/20/24	166	48	130	137	188	455	599	10963	66	166.11	- 166.79	= -0.69	233	575	278	719
23	02/27/24	166	48	143	155	169	467	611	11430	69	165.65	- 166.11	= -0.45	233	575	278	719
24	03/05/24	166	48	111	129	128	368	512	11798	72	163.86	- 165.65	= -1.79	233	575	278	719
25	03/12/24	166	48	96	121	167	384	528	12182	75	162.43	- 163.86	= -1.43	233	575	278	719
26	03/19/24	166	48	187	160	138	485	629	12667	78	162.40	- 162.43	= -0.03	233	575	278	719
27	03/26/24	166	48	169	169	160	498	642	13165	81	162.53	- 162.40	= 0.13	233	575	278	719
28	04/02/24	166	48	168	149	168	485	629	13650	84	162.50	- 162.53	= -0.03	233	575	278	719
29	04/09/24	166	48	143	172	232	547	691	14197	87	163.18	- 162.50	= 0.68	233	575	280	719
30	04/16/24	166	48	115	173	164	452	596	14649	90	162.77	- 163.18	= -0.42	233	575	280	719
31	04/23/24	166	48	141	179	150	470	614	15119	93	162.57	- 162.77	= -0.20	233	575	280	719
32	04/30/24	166	48	149	170	177	496	640	15615	96	162.66	- 162.57	= 0.09	233	575	280	719

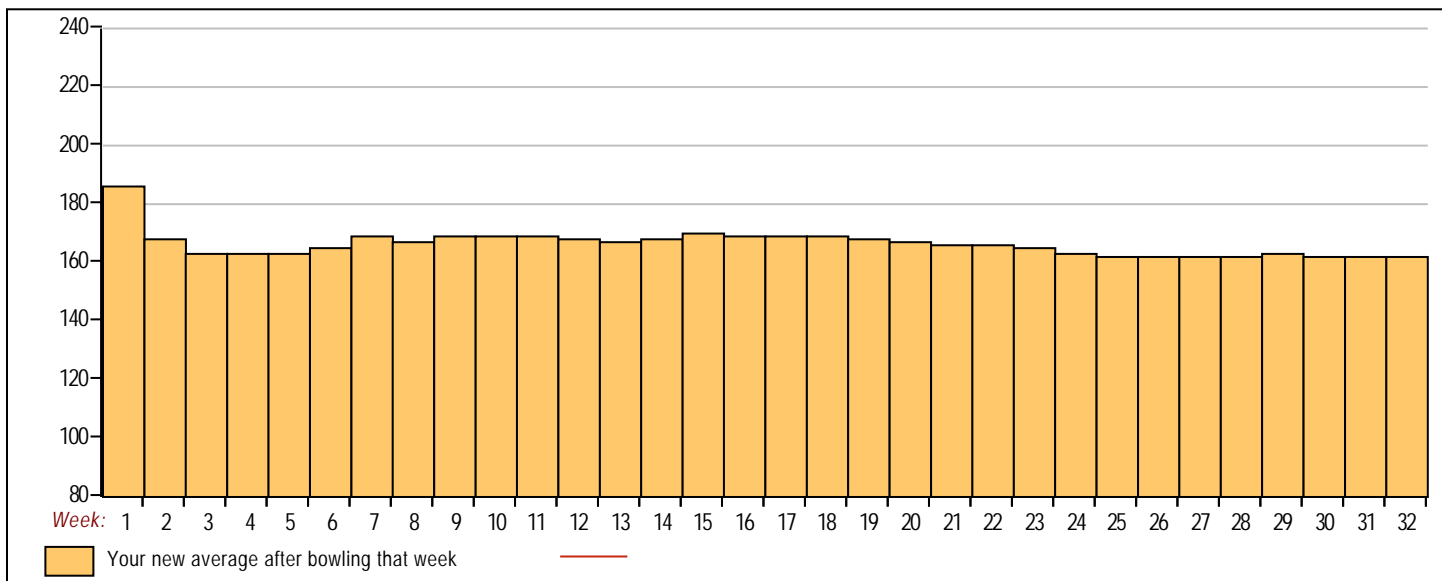
**End of 2nd split**

<u>&lt;100</u>	<u>100's</u>	<u>125's</u>	<u>150's</u>	<u>175's</u>	<u>200's</u>	<u>225's</u>	<u>250's</u>	<u>275's</u>	<u>300's</u>
1	7	26	34	16	8	4			
<u>&lt;400</u>	<u>400's</u>	<u>450's</u>	<u>500's</u>	<u>550's</u>	<u>600's</u>	<u>650's</u>	<u>700's</u>	<u>750's</u>	<u>800's</u>
2	1	19	5	5					

<u>Avg of Game 1</u>	<u>Avg of Game 2</u>	<u>Avg of Game 3</u>
152.69	171.13	164.16

High game of 233 on week 17      High series of 575 on week 7      High average of 186.67 after bowling week 1  
 Low game of 96 on week 25      Low series of 368 on week 24      Low average of 162.40 after bowling week 26

High Scores by Game  
 Game #1: 211 on week 10    Game #2: 233 on week 17    Game #3: 232 on week 29



Note: This report includes information through April 30 which is Week 32 of 32

**Jimmy Yeung's Bowling Record - Team 40: Team 40**

Week No.	Bowling Date	Old Avg	Old HDCP	-			Total	HDCP Total	Pins	Gms	---Average Change---			High Game	High Sers	HDCP Game	HDCP Sers		
				-1-	-2-	-3-					New	Old	---> +/-						
1	09/05/23	bk165	49	160	214	156	530	677	530	3	176.67	-	0.00	=	176.67	214	530	263	677
2	09/12/23	bk165	49	187	168	145	500	647	1030	6	171.67	-	176.67	=	-5.00	214	530	263	677
3	09/19/23	bk165	49	181	153	192	526	673	1556	9	172.89	-	171.67	=	1.22	214	530	263	677
4	09/26/23	172	43	182	193	159	534	663	2090	12	174.17	-	172.89	=	1.28	214	534	263	677
5	10/10/23	174	41	184	194	163	541	664	2631	15	175.40	-	174.17	=	1.23	214	541	263	677
6	10/17/23	175	40	155	192	185	532	652	3163	18	175.72	-	175.40	=	0.32	214	541	263	677
7	10/24/23	175	40	228	202	201	631	751	3794	21	180.67	-	175.72	=	4.94	228	631	268	751
8	10/31/23	180	36	130	217	160	507	615	4301	24	179.21	-	180.67	=	-1.46	228	631	268	751
9	11/07/23	179	36	188	220	184	592	700	4893	27	181.22	-	179.21	=	2.01	228	631	268	751
10	11/14/23	181	35	234	174	148	556	661	5449	30	181.63	-	181.22	=	0.41	234	631	269	751
11	11/21/23	181	35	210	190	158	558	663	6007	33	182.03	-	181.63	=	0.40	234	631	269	751
12	11/28/23	182	34	190	146	201	537	639	6544	36	181.78	-	182.03	=	-0.25	234	631	269	751
13	12/05/23	181	35	169	176	167	512	617	7056	39	180.92	-	181.78	=	-0.85	234	631	269	751
14	12/12/23	180	36	180	187	225	592	700	7648	42	182.10	-	180.92	=	1.17	234	631	269	751
15	12/19/23	182	34	159	147	159	465	567	8113	45	180.29	-	182.10	=	-1.81	234	631	269	751
16	01/09/24	180	36	178	191	194	563	671	8676	48	180.75	-	180.29	=	0.46	234	631	269	751

**End of 1st split**

17	01/16/24	180	36	168	144	148	460	568	9136	51	179.14	-	180.75	=	-1.61	234	631	269	751
18	01/23/24	179	36	a179	a179	a179	537	645	9136	51	179.14	-	179.14	=	0.00	234	631	269	751
19	01/30/24	179	36	176	204	197	577	685	9713	54	179.87	-	179.14	=	0.73	234	631	269	751
20	02/06/24	179	36	176	106	127	409	517	10122	57	177.58	-	179.87	=	-2.29	234	631	269	751
21	02/13/24	177	38	173	165	178	516	630	10638	60	177.30	-	177.58	=	-0.28	234	631	269	751
22	02/20/24	177	38	152	184	166	502	616	11140	63	176.83	-	177.30	=	-0.47	234	631	269	751
23	02/27/24	176	39	168	267	212	647	764	11787	66	178.59	-	176.83	=	1.77	267	647	306	764
24	03/05/24	178	37	158	170	167	495	606	12282	69	178.00	-	178.59	=	-0.59	267	647	306	764
25	03/12/24	178	37	179	149	179	507	618	12789	72	177.63	-	178.00	=	-0.38	267	647	306	764
26	03/19/24	177	38	170	175	202	547	661	13336	75	177.81	-	177.63	=	0.19	267	647	306	764
27	03/26/24	177	38	154	172	167	493	607	13829	78	177.29	-	177.81	=	-0.52	267	647	306	764
28	04/02/24	177	38	190	141	152	483	597	14312	81	176.69	-	177.29	=	-0.60	267	647	306	764
29	04/09/24	176	39	152	161	202	515	632	14827	84	176.51	-	176.69	=	-0.18	267	647	306	764
30	04/16/24	176	39	115	157	183	455	572	15282	87	175.66	-	176.51	=	-0.86	267	647	306	764
31	04/23/24	175	40	176	167	176	519	639	15801	90	175.57	-	175.66	=	-0.09	267	647	306	764
32	04/30/24	175	40	157	189	143	489	609	16290	93	175.16	-	175.57	=	-0.41	267	647	306	764

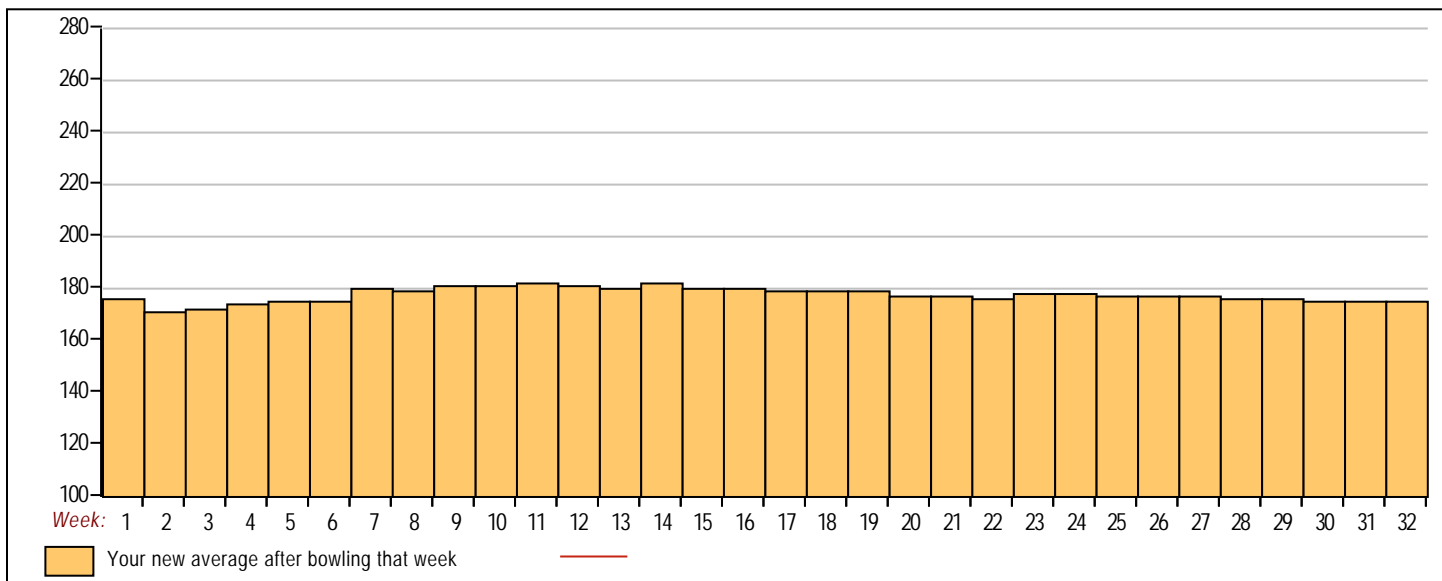
**End of 2nd split**

<u>&lt;100</u>	<u>100's</u>	<u>125's</u>	<u>150's</u>	<u>175's</u>	<u>200's</u>	<u>225's</u>	<u>250's</u>	<u>275's</u>	<u>300's</u>
	2	11	33	32	11	3	1		
<u>&lt;400</u>	<u>400's</u>	<u>450's</u>	<u>500's</u>	<u>550's</u>	<u>600's</u>	<u>650's</u>	<u>700's</u>	<u>750's</u>	<u>800's</u>
	1	7	15	6	2				

<u>Avg of Game 1</u>	<u>Avg of Game 2</u>	<u>Avg of Game 3</u>
173.52	177.90	174.06

High game of 267 on week 23      High series of 647 on week 23      High average of 182.10 after bowling week 14  
 Low game of 106 on week 20      Low series of 409 on week 20      Low average of 171.67 after bowling week 2

High Scores by Game  
 Game #1: 234 on week 10    Game #2: 267 on week 23    Game #3: 225 on week 14



Note: This report includes information through April 30 which is Week 32 of 32

Patrick Nunga's Bowling Record - Team 40: Team 40

Table with columns: Week No., Bowling Date, Old Avg, Old HDCP, -1-, -2-, -3-, Total, HDCP Total, Pins, Gms, ---Average Change--- (New - Old ---> +/-), High Game, High Sers, HDCP Game, HDCP Sers. Rows 1-16.

End of 1st split

Table with columns: Week No., Bowling Date, Old Avg, Old HDCP, -1-, -2-, -3-, Total, HDCP Total, Pins, Gms, ---Average Change--- (New - Old ---> +/-), High Game, High Sers, HDCP Game, HDCP Sers. Rows 17-32.

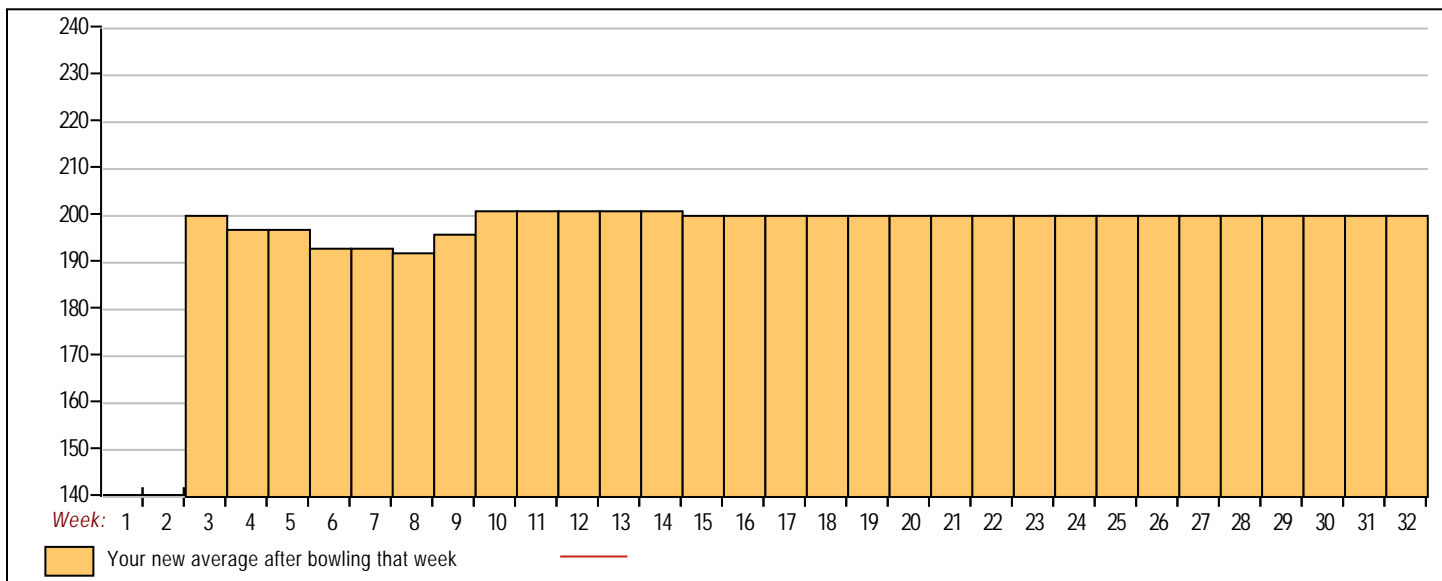
End of 2nd split

Summary table with columns: <100, 100's, 125's, 150's, 175's, 200's, 225's, 250's, 275's, 300's, <400, 400's, 450's, 500's, 550's, 600's, 650's, 700's, 750's, 800's. Values: 5, 5, 4, 7, 4, 2, 1.

Avg of Game 1: 213.57, Avg of Game 2: 193.57, Avg of Game 3: 192.86

High game of 234 on week 9, High series of 681 on week 10, High average of 201.33 after bowling week 10  
Low game of 157 on week 8, Low series of 561 on week 6, Low average of 192.83 after bowling week 8

High Scores by Game  
Game #1: 233 on week 6 Game #2: 234 on week 9 Game #3: 222 on week 10



Note: This report includes information through April 30 which is Week 32 of 32

Peter Dang's Bowling Record - Team 40: Team 40

Table with columns: Week No., Bowling Date, Old Avg, Old HDCP, -1-, -2-, -3-, Total, HDCP Total, Pins, Gms, ---Average Change--- (New - Old ---> +/-), High Game, High Sers, HDCP Game, HDCP Sers. Rows 1-16.

End of 1st split

Table with columns: Week No., Bowling Date, Old Avg, Old HDCP, -1-, -2-, -3-, Total, HDCP Total, Pins, Gms, ---Average Change--- (New - Old ---> +/-), High Game, High Sers, HDCP Game, HDCP Sers. Rows 17-32.

End of 2nd split

Summary table for score ranges: <100, 100's, 125's, 150's, 175's, 200's, 225's, 250's, 275's, 300's, <400, 400's, 450's, 500's, 550's, 600's, 650's, 700's, 750's, 800's.

Avg of Game 1: 148.89, Avg of Game 2: 147.00, Avg of Game 3: 154.67

High game of 185 on week 9, High series of 503 on week 10, High average of 158.67 after bowling week 1  
Low game of 100 on week 8, Low series of 389 on week 8, Low average of 144.92 after bowling week 4

High Scores by Game  
Game #1: 183 on week 10 Game #2: 182 on week 9 Game #3: 185 on week 9

