

Note: This report includes information through April 30 which is Week 32 of 32

Anh Cornell's Bowling Record - Team 4: Just Bowling #2

Week No.	Bowling Date	Old Avg	Old HDCP	-			Total	HDCP Total	Pins	Gms	---Average Change---			High Game	High Sers	HDCP Game	HDCP Sers		
				-1-	-2-	-3-					New	Old	---> +/-						
1	09/05/23	bk210	9	195	183	224	602	629	602	3	200.67	-	0.00	=	200.67	224	602	233	629
2	09/12/23	bk210	9	172	135	202	509	536	1111	6	185.17	-	200.67	=	-15.50	224	602	233	629
3	09/19/23	bk210	9	210	235	180	625	652	1736	9	192.89	-	185.17	=	7.72	235	625	244	652
4	09/26/23	200	18	201	247	213	661	715	2397	12	199.75	-	192.89	=	6.86	247	661	265	715
5	10/10/23	200	18	226	182	197	605	659	3002	15	200.13	-	199.75	=	0.38	247	661	265	715
6	10/17/23	200	18	259	213	197	669	723	3671	18	203.94	-	200.13	=	3.81	259	669	277	723
7	10/24/23	203	15	238	189	224	651	696	4322	21	205.81	-	203.94	=	1.87	259	669	277	723
8	10/31/23	205	13	194	211	191	596	635	4918	24	204.92	-	205.81	=	-0.89	259	669	277	723
9	11/07/23	204	14	208	201	187	596	638	5514	27	204.22	-	204.92	=	-0.69	259	669	277	723
10	11/14/23	204	14	245	164	199	608	650	6122	30	204.07	-	204.22	=	-0.16	259	669	277	723
11	11/21/23	204	14	279	172	214	665	707	6787	33	205.67	-	204.07	=	1.60	279	669	293	723
12	11/28/23	205	13	190	197	219	606	645	7393	36	205.36	-	205.67	=	-0.31	279	669	293	723
13	12/05/23	205	13	216	185	168	569	608	7962	39	204.15	-	205.36	=	-1.21	279	669	293	723
14	12/12/23	204	14	268	246	169	683	725	8645	42	205.83	-	204.15	=	1.68	279	683	293	725
15	12/19/23	205	13	236	216	192	644	683	9289	45	206.42	-	205.83	=	0.59	279	683	293	725
16	01/09/24	206	12	268	241	154	663	699	9952	48	207.33	-	206.42	=	0.91	279	683	293	725

End of 1st split

17	01/16/24	207	11	227	186	223	636	669	10588	51	207.61	-	207.33	=	0.27	279	683	293	725
18	01/23/24	207	11	209	211	223	643	676	11231	54	207.98	-	207.61	=	0.37	279	683	293	725
19	01/30/24	207	11	184	196	236	616	649	11847	57	207.84	-	207.98	=	-0.14	279	683	293	725
20	02/06/24	207	11	245	218	194	657	690	12504	60	208.40	-	207.84	=	0.56	279	683	293	725
21	02/13/24	208	10	247	226	237	710	740	13214	63	209.75	-	208.40	=	1.35	279	710	293	740
22	02/20/24	209	9	215	220	193	628	655	13842	66	209.73	-	209.75	=	-0.02	279	710	293	740
23	02/27/24	209	9	259	235	203	697	724	14539	69	210.71	-	209.73	=	0.98	279	710	293	740
24	03/05/24	210	9	182	194	211	587	614	15126	72	210.08	-	210.71	=	-0.63	279	710	293	740
25	03/12/24	210	9	194	203	223	620	647	15746	75	209.95	-	210.08	=	-0.14	279	710	293	740
26	03/19/24	209	9	156	174	223	553	580	16299	78	208.96	-	209.95	=	-0.99	279	710	293	740
27	03/26/24	208	10	233	161	231	625	655	16924	81	208.94	-	208.96	=	-0.02	279	710	293	740
28	04/02/24	208	10	255	186	204	645	675	17569	84	209.15	-	208.94	=	0.22	279	710	293	740
29	04/09/24	209	9	a209	a209	a209	627	654	17569	84	209.15	-	209.15	=	0.00	279	710	293	740
30	04/16/24	209	9	173	248	223	644	671	18213	87	209.34	-	209.15	=	0.19	279	710	293	740
31	04/23/24	209	9	233	191	215	639	666	18852	90	209.47	-	209.34	=	0.12	279	710	293	740
32	04/30/24	209	9	157	225	191	573	600	19425	93	208.87	-	209.47	=	-0.60	279	710	293	740

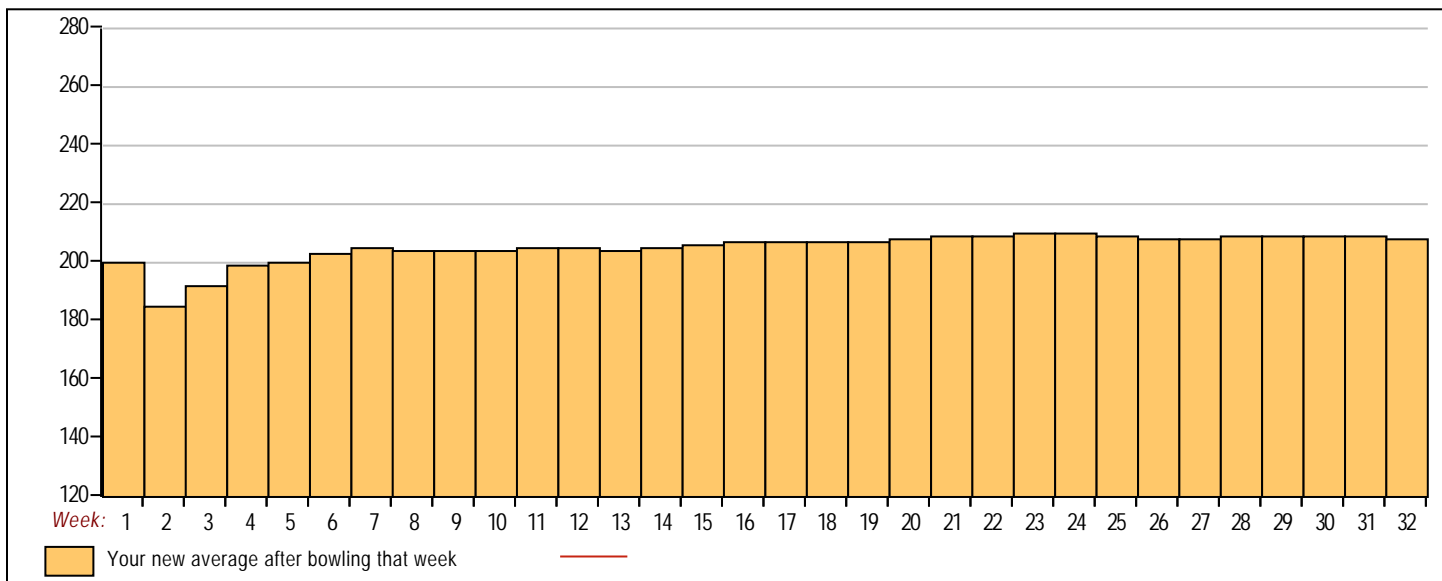
End of 2nd split

<u><100</u>	<u>100's</u>	<u>125's</u>	<u>150's</u>	<u>175's</u>	<u>200's</u>	<u>225's</u>	<u>250's</u>	<u>275's</u>	<u>300's</u>
		1	11	26	29	20	5	1	
<u><400</u>	<u>400's</u>	<u>450's</u>	<u>500's</u>	<u>550's</u>	<u>600's</u>	<u>650's</u>	<u>700's</u>	<u>750's</u>	<u>800's</u>
			1	6	15	8	1		

<u>Avg of Game 1</u>	<u>Avg of Game 2</u>	<u>Avg of Game 3</u>
218.52	202.94	205.16

High game of 279 on week 11 High series of 710 on week 21 High average of 210.71 after bowling week 23
 Low game of 135 on week 2 Low series of 509 on week 2 Low average of 185.17 after bowling week 2

High Scores by Game
 Game #1: 279 on week 11 Game #2: 248 on week 30 Game #3: 237 on week 21



Note: This report includes information through April 30 which is Week 32 of 32

Dio Doronio's Bowling Record - Team 4: Just Bowling #2

Week No.	Bowling Date	Old Avg	Old HDCP	-			Total	HDCP Total	Pins	Gms	---Average Change---			High Game	High Sers	HDCP Game	HDCP Sers		
				-1-	-2-	-3-					New	Old	---> +/-						
1	09/05/23	bk213	6	191	172	177	540	558	540	3	180.00	-	0.00	=	180.00	191	540	197	558
2	09/12/23	bk213	6	236	226	216	678	696	1218	6	203.00	-	180.00	=	23.00	236	678	242	696
3	09/19/23	bk213	6	269	223	215	707	725	1925	9	213.89	-	203.00	=	10.89	269	707	275	725
4	09/26/23	213	6	235	225	254	714	732	2639	12	219.92	-	213.89	=	6.03	269	714	275	732
5	10/10/23	219	0	181	218	214	613	613	3252	15	216.80	-	219.92	=	-3.12	269	714	275	732
6	10/17/23	216	3	a216	a216	a216	648	657	3252	15	216.80	-	216.80	=	0.00	269	714	275	732
7	10/24/23	216	0				0	0	3252	15	216.80	-	216.80	=	0.00	269	714	275	732
8	10/31/23	216	3	202	225	245	672	681	3924	18	218.00	-	216.80	=	1.20	269	714	275	732
9	11/07/23	218	1	222	286	246	754	757	4678	21	222.76	-	218.00	=	4.76	286	754	287	757
10	11/14/23	222	0	a222	a222	a222	666	666	4678	21	222.76	-	222.76	=	0.00	286	754	287	757
11	11/21/23	222	0	216	241	243	700	700	5378	24	224.08	-	222.76	=	1.32	286	754	287	757
12	11/28/23	224	0	199	235	236	670	670	6048	27	224.00	-	224.08	=	-0.08	286	754	287	757
13	12/05/23	224	0	218	247	268	733	733	6781	30	226.03	-	224.00	=	2.03	286	754	287	757
14	12/12/23	226	0	230	236	203	669	669	7450	33	225.76	-	226.03	=	-0.28	286	754	287	757
15	12/19/23	225	0	213	248	192	653	653	8103	36	225.08	-	225.76	=	-0.67	286	754	287	757
16	01/09/24	225	0	217	225	256	698	698	8801	39	225.67	-	225.08	=	0.58	286	754	287	757

End of 1st split

17	01/16/24	225	0	213	202	202	617	617	9418	42	224.24	-	225.67	=	-1.43	286	754	287	757
18	01/23/24	224	0	224	182	235	641	641	10059	45	223.53	-	224.24	=	-0.70	286	754	287	757
19	01/30/24	223	0	a223	a223	a223	669	669	10059	45	223.53	-	223.53	=	0.00	286	754	287	757
20	02/06/24	223	0	204	189	180	573	573	10632	48	221.50	-	223.53	=	-2.03	286	754	287	757
21	02/13/24	221	0	202	215	198	615	615	11247	51	220.53	-	221.50	=	-0.97	286	754	287	757
22	02/20/24	220	0	222	210	177	609	609	11856	54	219.56	-	220.53	=	-0.97	286	754	287	757
23	02/27/24	219	0	191	202	194	587	587	12443	57	218.30	-	219.56	=	-1.26	286	754	287	757
24	03/05/24	218	1	a218	a218	a218	654	657	12443	57	218.30	-	218.30	=	0.00	286	754	287	757
25	03/12/24	218	1	200	215	208	623	626	13066	60	217.77	-	218.30	=	-0.53	286	754	287	757
26	03/19/24	217	2	a217	a217	a217	651	657	13066	60	217.77	-	217.77	=	0.00	286	754	287	757
27	03/26/24	217	2	a217	a217	a217	651	657	13066	60	217.77	-	217.77	=	0.00	286	754	287	757
28	04/02/24	217	0				0	0	13066	60	217.77	-	217.77	=	0.00	286	754	287	757
29	04/09/24	217	2	a217	a217	a217	651	657	13066	60	217.77	-	217.77	=	0.00	286	754	287	757
30	04/16/24	217	2	a217	a217	a217	651	657	13066	60	217.77	-	217.77	=	0.00	286	754	287	757
31	04/23/24	217	2	a217	a217	a217	651	657	13066	60	217.77	-	217.77	=	0.00	286	754	287	757
32	04/30/24	217	2	213	213	169	595	601	13661	63	216.84	-	217.77	=	-0.93	286	754	287	757

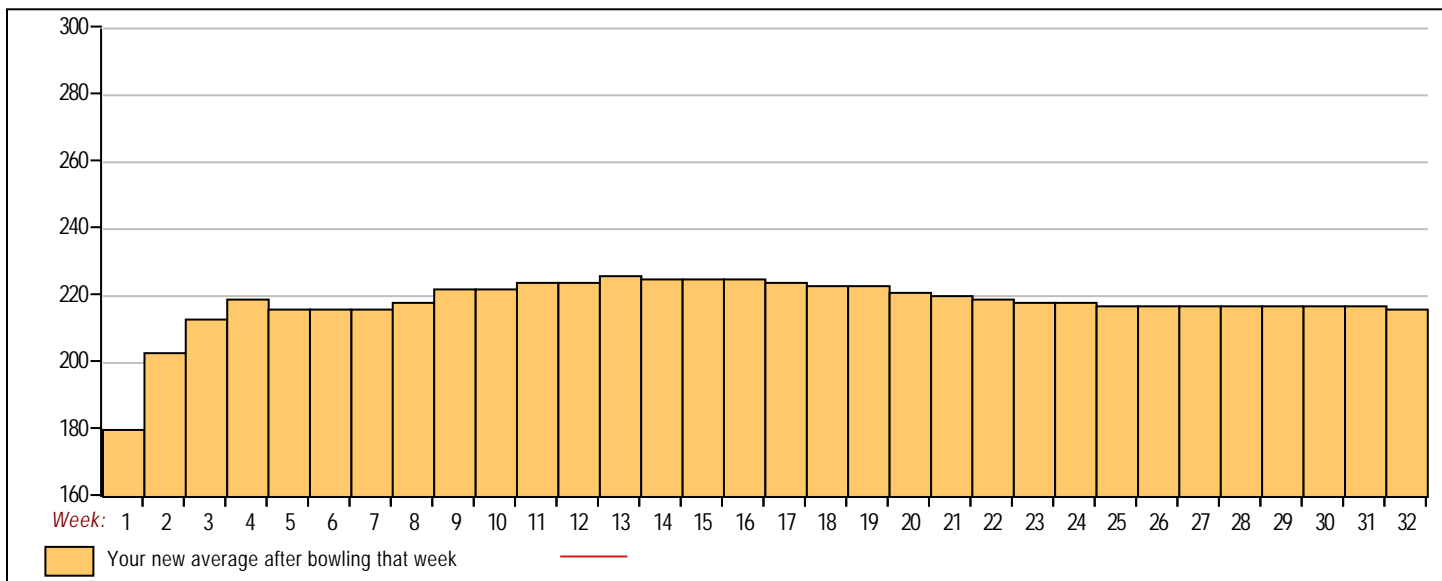
End of 2nd split

<u><100</u>	<u>100's</u>	<u>125's</u>	<u>150's</u>	<u>175's</u>	<u>200's</u>	<u>225's</u>	<u>250's</u>	<u>275's</u>	<u>300's</u>
			2	12	27	17	4	1	
<u><400</u>	<u>400's</u>	<u>450's</u>	<u>500's</u>	<u>550's</u>	<u>600's</u>	<u>650's</u>	<u>700's</u>	<u>750's</u>	<u>800's</u>
			1	3	6	6	4	1	

<u>Avg of Game 1</u>	<u>Avg of Game 2</u>	<u>Avg of Game 3</u>
214.19	220.71	215.62

High game of 286 on week 9 High series of 754 on week 9 High average of 226.03 after bowling week 13
 Low game of 169 on week 32 Low series of 540 on week 1 Low average of 180.00 after bowling week 1

High Scores by Game
 Game #1: 269 on week 3 Game #2: 286 on week 9 Game #3: 268 on week 13



Note: This report includes information through April 30 which is Week 32 of 32

Duy Ton-That's Bowling Record - Team 4: Just Bowling #2

Week No.	Bowling Date	Old Avg	Old HDCP	HDCP			Total	Total	Pins	Gms	---Average Change---			High Game	High Sers	HDCP Game	HDCP Sers
				-1-	-2-	-3-					New - Old	---> +/-					
1	09/05/23	bk219	0	221	188	237	646	646	646	3	215.33	- 0.00	= 215.33	237	646	237	646
2	09/12/23	bk219	0	178	178	191	547	547	1193	6	198.83	- 215.33	= -16.50	237	646	237	646
3	09/19/23	bk219	0	203	220	225	648	648	1841	9	204.56	- 198.83	= 5.72	237	648	237	648
4	09/26/23	209	9	243	245	192	680	707	2521	12	210.08	- 204.56	= 5.53	245	680	254	707
5	10/10/23	210	9	257	214	246	717	744	3238	15	215.87	- 210.08	= 5.78	257	717	266	744
6	10/17/23	215	4	226	256	243	725	737	3963	18	220.17	- 215.87	= 4.30	257	725	266	744
7	10/24/23	220	0	214	183	222	619	619	4582	21	218.19	- 220.17	= -1.98	257	725	266	744
8	10/31/23	218	1	191	235	200	626	629	5208	24	217.00	- 218.19	= -1.19	257	725	266	744
9	11/07/23	217	2	163	240	180	583	589	5791	27	214.48	- 217.00	= -2.52	257	725	266	744
10	11/14/23	214	5	246	223	208	677	692	6468	30	215.60	- 214.48	= 1.12	257	725	266	744
11	11/21/23	215	4	187	226	235	648	660	7116	33	215.64	- 215.60	= 0.04	257	725	266	744
12	11/28/23	215	4	223	234	149	606	618	7722	36	214.50	- 215.64	= -1.14	257	725	266	744
13	12/05/23	214	5	205	214	187	606	621	8328	39	213.54	- 214.50	= -0.96	257	725	266	744
14	12/12/23	213	6	206	216	199	621	639	8949	42	213.07	- 213.54	= -0.47	257	725	266	744
15	12/19/23	213	6	195	279	238	712	730	9661	45	214.69	- 213.07	= 1.62	279	725	285	744
16	01/09/24	214	5	226	236	226	688	703	10349	48	215.60	- 214.69	= 0.92	279	725	285	744

End of 1st split

17	01/16/24	215	4	203	258	198	659	671	11008	51	215.84	- 215.60	= 0.24	279	725	285	744
18	01/23/24	215	4	226	234	258	718	730	11726	54	217.15	- 215.84	= 1.31	279	725	285	744
19	01/30/24	217	2	193	189	244	626	632	12352	57	216.70	- 217.15	= -0.45	279	725	285	744
20	02/06/24	216	3	299	199	268	766	775	13118	60	218.63	- 216.70	= 1.93	299	766	302	775
21	02/13/24	218	1	202	245	266	713	716	13831	63	219.54	- 218.63	= 0.91	299	766	302	775
22	02/20/24	219	0	236	192	259	687	687	14518	66	219.97	- 219.54	= 0.43	299	766	302	775
23	02/27/24	219	0	236	166	225	627	627	15145	69	219.49	- 219.97	= -0.48	299	766	302	775
24	03/05/24	219	0	231	248	210	689	689	15834	72	219.92	- 219.49	= 0.42	299	766	302	775
25	03/12/24	219	0	186	237	187	610	610	16444	75	219.25	- 219.92	= -0.66	299	766	302	775
26	03/19/24	219	0	235	244	243	722	722	17166	78	220.08	- 219.25	= 0.82	299	766	302	775
27	03/26/24	220	0	217	183	221	621	621	17787	81	219.59	- 220.08	= -0.48	299	766	302	775
28	04/02/24	219	0	225	208	279	712	712	18499	84	220.23	- 219.59	= 0.63	299	766	302	775
29	04/09/24	220	0	279	258	257	794	794	19293	87	221.76	- 220.23	= 1.53	299	794	302	794
30	04/16/24	221	0	a221	a221	a221	663	663	19293	87	221.76	- 221.76	= 0.00	299	794	302	794
31	04/23/24	221	0	190	194	235	619	619	19912	90	221.24	- 221.76	= -0.51	299	794	302	794
32	04/30/24	221	0	228	247	197	672	672	20584	93	221.33	- 221.24	= 0.09	299	794	302	794

End of 2nd split

<100	100's	125's	150's	175's	200's	225's	250's	275's	300's
		1	2	23	20	34	9	4	
<400	400's	450's	500's	550's	600's	650's	700's	750's	800's
			1	1	13	7	7	2	

Avg of Game 1	Avg of Game 2	Avg of Game 3
218.39	222.23	223.39

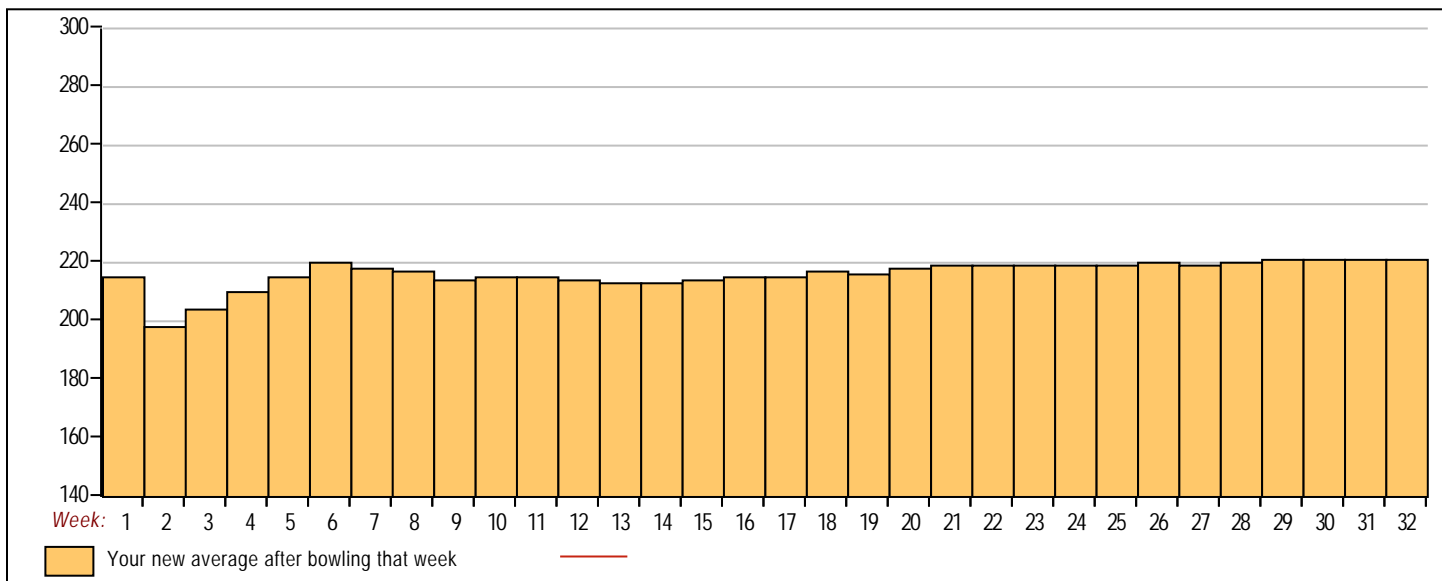
High game of 299 on week 20
Low game of 149 on week 12

High series of 794 on week 29
Low series of 547 on week 2

High average of 221.76 after bowling week 29
Low average of 198.83 after bowling week 2

High Scores by Game

Game #1: 299 on week 20 Game #2: 279 on week 15 Game #3: 279 on week 28



Note: This report includes information through April 30 which is Week 32 of 32

Milan Majer's Bowling Record - Team 4: Just Bowling #2

Week No.	Bowling Date	Old Avg	Old HDCP	-1-	-2-	-3-	Total	HDCP Total	Pins	Gms	---Average Change---			High Game	High Sers	HDCP Game	HDCP Sers		
											New	Old	---> +/-						
5	10/10/23	bk212	0				0	0	0	0	-	0.00	=	0.00	0	0			
6	10/17/23	bk212	0				0	0	0	0	-	0.00	=	0.00	0	0			
7	10/24/23	bk212	7	186	216	200	602	623	602	3	200.67	-	0.00	=	200.67	216	602	223	623
8	10/31/23	bk212	0				0	0	602	3	200.67	-	200.67	=	0.00	216	602	223	623
9	11/07/23	bk212	0				0	0	602	3	200.67	-	200.67	=	0.00	216	602	223	623
10	11/14/23	bk212	0				0	0	602	3	200.67	-	200.67	=	0.00	216	602	223	623
11	11/21/23	bk212	0				0	0	602	3	200.67	-	200.67	=	0.00	216	602	223	623
12	11/28/23	bk212	0				0	0	602	3	200.67	-	200.67	=	0.00	216	602	223	623
13	12/05/23	bk212	0				0	0	602	3	200.67	-	200.67	=	0.00	216	602	223	623
14	12/12/23	bk212	0				0	0	602	3	200.67	-	200.67	=	0.00	216	602	223	623
15	12/19/23	bk212	0				0	0	602	3	200.67	-	200.67	=	0.00	216	602	223	623
16	01/09/24	bk212	0				0	0	602	3	200.67	-	200.67	=	0.00	216	602	223	623

End of 1st split

17	01/16/24	bk212	0				0	0	602	3	200.67	-	200.67	=	0.00	216	602	223	623
18	01/23/24	bk212	0				0	0	602	3	200.67	-	200.67	=	0.00	216	602	223	623
19	01/30/24	bk212	0				0	0	602	3	200.67	-	200.67	=	0.00	216	602	223	623
20	02/06/24	bk212	0				0	0	602	3	200.67	-	200.67	=	0.00	216	602	223	623
21	02/13/24	bk212	0				0	0	602	3	200.67	-	200.67	=	0.00	216	602	223	623
22	02/20/24	bk212	0				0	0	602	3	200.67	-	200.67	=	0.00	216	602	223	623
23	02/27/24	bk212	0				0	0	602	3	200.67	-	200.67	=	0.00	216	602	223	623
24	03/05/24	bk212	0				0	0	602	3	200.67	-	200.67	=	0.00	216	602	223	623
25	03/12/24	bk212	0				0	0	602	3	200.67	-	200.67	=	0.00	216	602	223	623
26	03/19/24	bk212	0				0	0	602	3	200.67	-	200.67	=	0.00	216	602	223	623
27	03/26/24	bk212	0				0	0	602	3	200.67	-	200.67	=	0.00	216	602	223	623
28	04/02/24	bk212	7	212	176	212	600	621	1202	6	200.33	-	200.67	=	-0.33	216	602	223	623
29	04/09/24	bk212	7	158	278	191	627	648	1829	9	203.22	-	200.33	=	2.89	278	627	285	648
30	04/16/24	203	0				0	0	1829	9	203.22	-	203.22	=	0.00	278	627	285	648
31	04/23/24	203	0				0	0	1829	9	203.22	-	203.22	=	0.00	278	627	285	648
32	04/30/24	203	15				0	0	1829	9	203.22	-	203.22	=	0.00	278	627	285	648

End of 2nd split

<100	100's	125's	150's	175's	200's	225's	250's	275's	300's
			1	3	4			1	
<400	400's	450's	500's	550's	600's	650's	700's	750's	800's
					3				

Avg of Game 1	Avg of Game 2	Avg of Game 3
185.33	223.33	201.00

High game of 278 on week 29 High series of 627 on week 29 High average of 203.22 after bowling week 29
 Low game of 158 on week 29 Low series of 600 on week 28 Low average of 200.33 after bowling week 28

High Scores by Game
 Game #1: 212 on week 28 Game #2: 278 on week 29 Game #3: 212 on week 28

