

Note: This report includes information through April 30 which is Week 32 of 32

Alex Ma's Bowling Record - Team 39: Team 39

Table with columns: Week No., Bowling Date, Old Avg, Old HDCP, -1-, -2-, -3-, Total, HDCP Total, Pins, Gms, ---Average Change--- (New - Old ---> +/-), High Game, High Sers, HDCP Game, HDCP Sers. Rows 1-16.

End of 1st split

Table with columns: Week No., Bowling Date, Old Avg, Old HDCP, -1-, -2-, -3-, Total, HDCP Total, Pins, Gms, ---Average Change--- (New - Old ---> +/-), High Game, High Sers, HDCP Game, HDCP Sers. Rows 17-32.

End of 2nd split

Summary table with columns: <100, 100's, 125's, 150's, 175's, 200's, 225's, 250's, 275's, 300's, <400, 400's, 450's, 500's, 550's, 600's, 650's, 700's, 750's, 800's. Values are counts.

Summary table with columns: Avg of Game 1 (219.69), Avg of Game 2 (209.10), Avg of Game 3 (214.48).

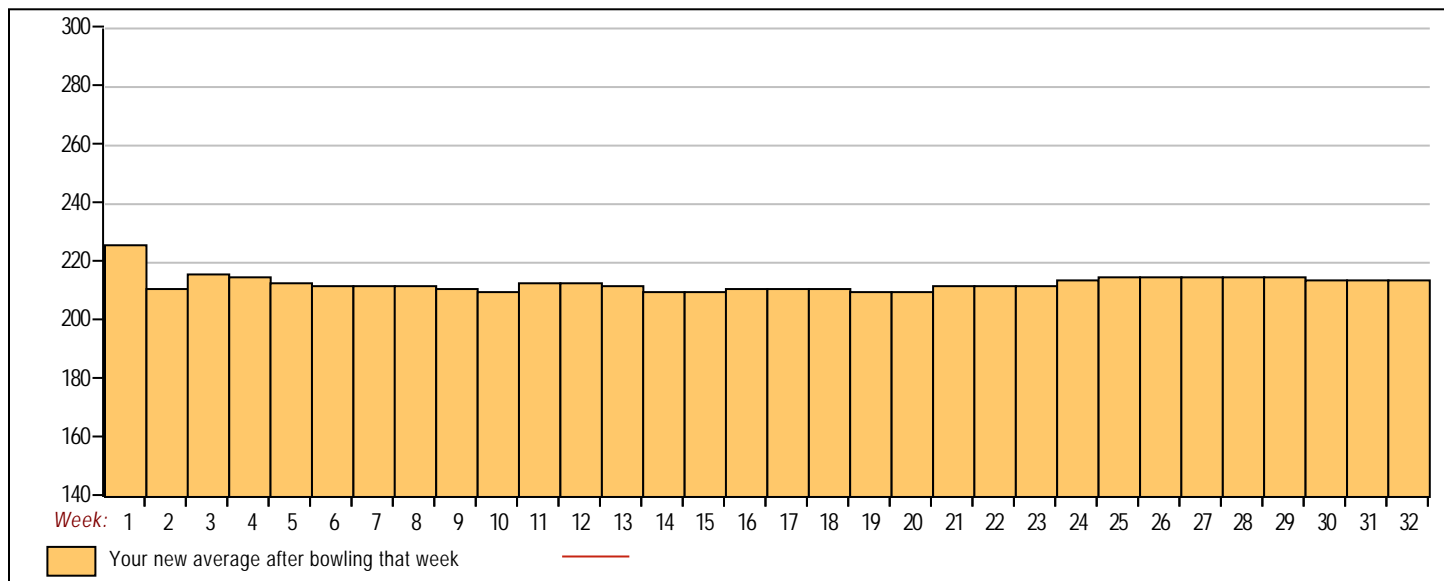
High game of 289 on week 31
Low game of 155 on week 5

High series of 757 on week 24
Low series of 553 on week 19

High average of 226.67 after bowling week 1
Low average of 210.22 after bowling week 19

High Scores by Game

Game #1: 289 on week 31 Game #2: 258 on week 11 Game #3: 268 on week 1



Note: This report includes information through April 30 which is Week 32 of 32

Chris Yang's Bowling Record - Team 39: Team 39

Table with columns: Week No., Bowling Date, Old Avg, Old HDCP, -1-, -2-, -3-, Total, HDCP Total, Pins, Gms, ---Average Change--- (New - Old ---> +/-), High Game, High Sers, HDCP Game, HDCP Sers. Rows 1-16.

End of 1st split

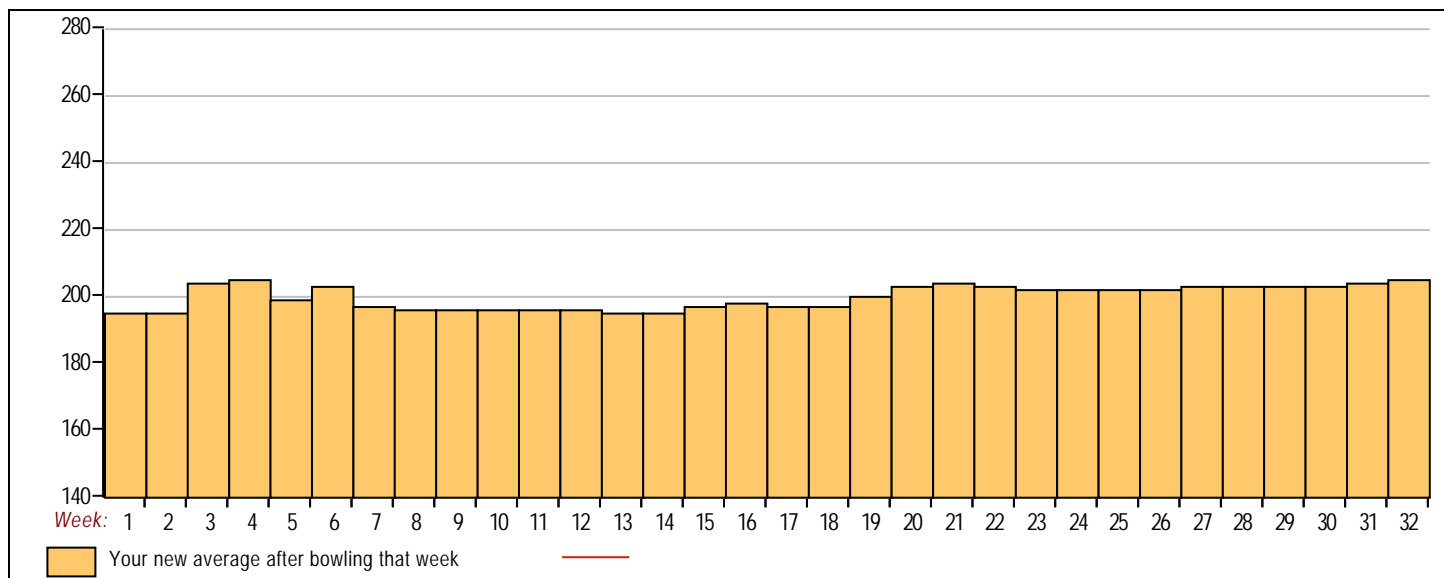
Table with columns: Week No., Bowling Date, Old Avg, Old HDCP, -1-, -2-, -3-, Total, HDCP Total, Pins, Gms, ---Average Change--- (New - Old ---> +/-), High Game, High Sers, HDCP Game, HDCP Sers. Rows 17-32.

End of 2nd split

Summary table with columns: <100, 100's, 125's, 150's, 175's, 200's, 225's, 250's, 275's, 300's, <400, 400's, 450's, 500's, 550's, 600's, 650's, 700's, 750's, 800's, Avg of Game 1, Avg of Game 2, Avg of Game 3.

High game of 267 on week 19 High series of 732 on week 19 High average of 205.17 after bowling week 4
Low game of 154 on week 7 Low series of 501 on week 7 Low average of 195.00 after bowling week 1

High Scores by Game
Game #1: 256 on week 32 Game #2: 267 on week 19 Game #3: 265 on week 27



Note: This report includes information through April 30 which is Week 32 of 32

Austin Huang's Bowling Record - Team 39: Team 39

Week No.	Bowling Date	Old Avg	Old HDCP	Score			Total	HDCP Total	Pins	Gms	---Average Change---			High Game	High Sers	HDCP Game	HDCP Sers		
				-1-	-2-	-3-					New	Old	---> +/-						
1	09/05/23	bk204	14	158	213	162	533	575	533	3	177.67	-	0.00	=	177.67	213	533	227	575
2	09/12/23	bk204	14	173	172	177	522	564	1055	6	175.83	-	177.67	=	-1.83	213	533	227	575
3	09/19/23	bk204	14	231	165	189	585	627	1640	9	182.22	-	175.83	=	6.39	231	585	245	627
4	09/26/23	194	23	194	181	167	542	611	2182	12	181.83	-	182.22	=	-0.39	231	585	245	627
5	10/10/23	194	23	177	186	178	541	610	2723	15	181.53	-	181.83	=	-0.30	231	585	245	627
6	10/17/23	194	23	196	203	201	600	669	3323	18	184.61	-	181.53	=	3.08	231	600	245	669
7	10/24/23	194	23	181	231	189	601	670	3924	21	186.86	-	184.61	=	2.25	231	601	254	670
8	10/31/23	194	23	202	181	233	616	685	4540	24	189.17	-	186.86	=	2.31	233	616	256	685
9	11/07/23	194	23	149	167	190	506	575	5046	27	186.89	-	189.17	=	-2.28	233	616	256	685
10	11/14/23	194	23	172	153	217	542	611	5588	30	186.27	-	186.89	=	-0.62	233	616	256	685
11	11/21/23	194	23	192	233	204	629	698	6217	33	188.39	-	186.27	=	2.13	233	629	256	698
12	11/28/23	194	23	189	256	161	606	675	6823	36	189.53	-	188.39	=	1.13	256	629	279	698
13	12/05/23	194	23	166	233	232	631	700	7454	39	191.13	-	189.53	=	1.60	256	631	279	700
14	12/12/23	194	23	181	224	241	646	715	8100	42	192.86	-	191.13	=	1.73	256	646	279	715
15	12/19/23	194	23	177	225	167	569	638	8669	45	192.64	-	192.86	=	-0.21	256	646	279	715
16	01/09/24	194	0				0	0	8669	45	192.64	-	192.64	=	0.00	256	646	279	715

End of 1st split

17	01/16/24	194	0				0	0	8669	45	192.64	-	192.64	=	0.00	256	646	279	715
18	01/23/24	194	0				0	0	8669	45	192.64	-	192.64	=	0.00	256	646	279	715
19	01/30/24	194	0				0	0	8669	45	192.64	-	192.64	=	0.00	256	646	279	715
20	02/06/24	194	0				0	0	8669	45	192.64	-	192.64	=	0.00	256	646	279	715
21	02/13/24	194	0				0	0	8669	45	192.64	-	192.64	=	0.00	256	646	279	715
22	02/20/24	194	23	233	221	240	694	763	9363	48	195.06	-	192.64	=	2.42	256	694	279	763
23	02/27/24	195	22	189	204	141	534	600	9897	51	194.06	-	195.06	=	-1.00	256	694	279	763
24	03/05/24	194	23	225	193	213	631	700	10528	54	194.96	-	194.06	=	0.90	256	694	279	763
25	03/12/24	194	23	205	244	226	675	744	11203	57	196.54	-	194.96	=	1.58	256	694	279	763
26	03/19/24	196	0				0	0	11203	57	196.54	-	196.54	=	0.00	256	694	279	763
27	03/26/24	196	21	198	216	168	582	645	11785	60	196.42	-	196.54	=	-0.13	256	694	279	763
28	04/02/24	196	21	278	166	214	658	721	12443	63	197.51	-	196.42	=	1.09	278	694	299	763
29	04/09/24	197	20	213	180	204	597	657	13040	66	197.58	-	197.51	=	0.07	278	694	299	763
30	04/16/24	197	20	196	181	221	598	658	13638	69	197.65	-	197.58	=	0.08	278	694	299	763
31	04/23/24	197	20	183	209	191	583	643	14221	72	197.51	-	197.65	=	-0.14	278	694	299	763
32	04/30/24	197	20	226	255	268	749	809	14970	75	199.60	-	197.51	=	2.09	278	749	299	809

End of 2nd split

<u><100</u>	<u>100's</u>	<u>125's</u>	<u>150's</u>	<u>175's</u>	<u>200's</u>	<u>225's</u>	<u>250's</u>	<u>275's</u>	<u>300's</u>
		2	14	24	17	14	3	1	
<u><400</u>	<u>400's</u>	<u>450's</u>	<u>500's</u>	<u>550's</u>	<u>600's</u>	<u>650's</u>	<u>700's</u>	<u>750's</u>	<u>800's</u>
			7	6	8	3	1		

<u>Avg of Game 1</u>	<u>Avg of Game 2</u>	<u>Avg of Game 3</u>
195.36	203.68	199.76

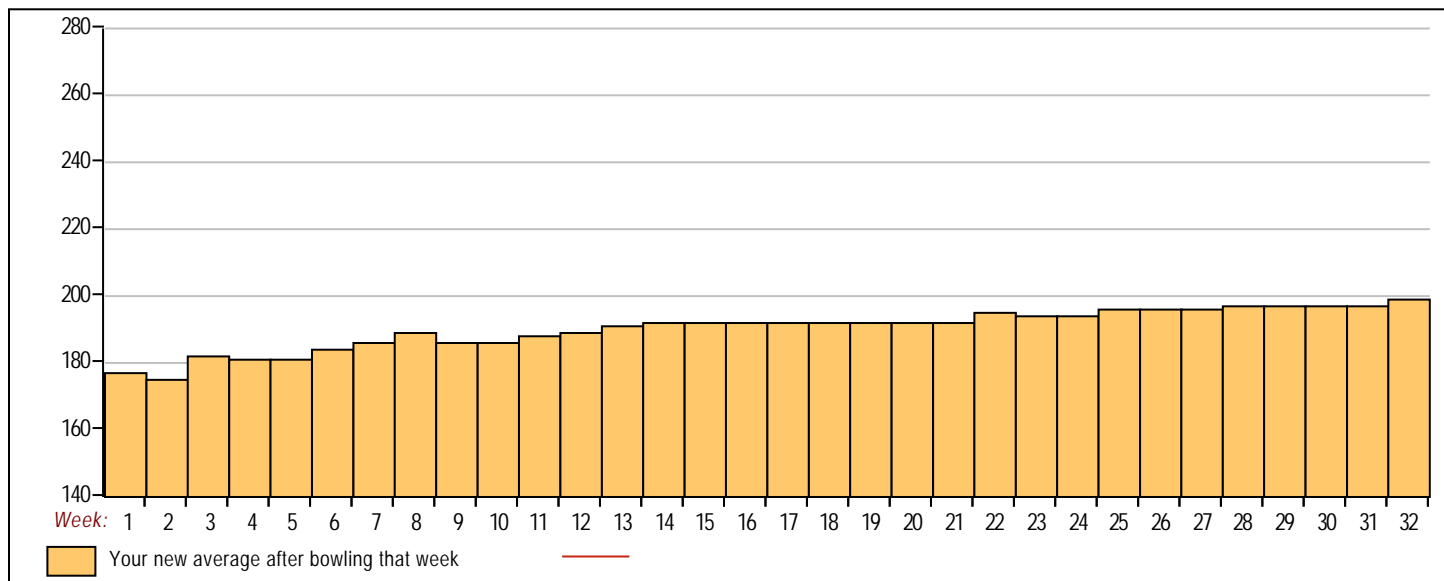
High game of 278 on week 28
Low game of 141 on week 23

High series of 749 on week 32
Low series of 506 on week 9

High average of 199.60 after bowling week 32
Low average of 175.83 after bowling week 2

High Scores by Game

Game #1: 278 on week 28 Game #2: 256 on week 12 Game #3: 268 on week 32



Note: This report includes information through April 30 which is Week 32 of 32

Ken Ng's Bowling Record - Team 39: Team 39

Week No.	Bowling Date	Old Avg	Old HDCP	-1-	-2-	-3-	Total	HDCP Total	Pins	Gms	---Average Change---			High Game	High Sers	HDCP Game	HDCP Sers		
											New	Old	---> +/-						
1	09/05/23	bk165	0				0	0	0	0	-	0.00	=	0.00	0	0			
2	09/12/23	bk165	0				0	0	0	0	-	0.00	=	0.00	0	0			
3	09/19/23	bk165	0				0	0	0	0	-	0.00	=	0.00	0	0			
4	09/26/23	bk165	0				0	0	0	0	-	0.00	=	0.00	0	0			
5	10/10/23	bk165	0				0	0	0	0	-	0.00	=	0.00	0	0			
6	10/17/23	bk165	0				0	0	0	0	-	0.00	=	0.00	0	0			
7	10/24/23	bk165	49	182	160	187	529	676	529	3	176.33	-	0.00	=	176.33	187	529	236	676
8	10/31/23	bk165	49	a165	a165	a165	495	642	529	3	176.33	-	176.33	=	0.00	187	529	236	676
9	11/07/23	bk165	49	140	177	206	523	670	1052	6	175.33	-	176.33	=	-1.00	206	529	255	676
10	11/14/23	bk165	49	a165	a165	a165	495	642	1052	6	175.33	-	175.33	=	0.00	206	529	255	676
11	11/21/23	bk165	49	172	209	226	607	754	1659	9	184.33	-	175.33	=	9.00	226	607	275	754
12	11/28/23	184	32	202	234	247	683	779	2342	12	195.17	-	184.33	=	10.83	247	683	279	779
13	12/05/23	195	22	156	202	196	554	620	2896	15	193.07	-	195.17	=	-2.10	247	683	279	779
14	12/12/23	193	24	215	236	163	614	686	3510	18	195.00	-	193.07	=	1.93	247	683	279	779
15	12/19/23	195	22	216	151	242	609	675	4119	21	196.14	-	195.00	=	1.14	247	683	279	779
16	01/09/24	196	21	268	245	220	733	796	4852	24	202.17	-	196.14	=	6.02	268	733	289	796

End of 1st split

17	01/16/24	202	16	171	194	209	574	622	5426	27	200.96	-	202.17	=	-1.20	268	733	289	796
18	01/23/24	200	18	196	202	178	576	630	6002	30	200.07	-	200.96	=	-0.90	268	733	289	796
19	01/30/24	200	18	191	190	235	616	670	6618	33	200.55	-	200.07	=	0.48	268	733	289	796
20	02/06/24	200	18	160	243	248	651	705	7269	36	201.92	-	200.55	=	1.37	268	733	289	796
21	02/13/24	201	17	198	201	168	567	618	7836	39	200.92	-	201.92	=	-0.99	268	733	289	796
22	02/20/24	200	0				0	0	7836	39	200.92	-	200.92	=	0.00	268	733	289	796
23	02/27/24	200	0				0	0	7836	39	200.92	-	200.92	=	0.00	268	733	289	796
24	03/05/24	200	0				0	0	7836	39	200.92	-	200.92	=	0.00	268	733	289	796
25	03/12/24	200	0				0	0	7836	39	200.92	-	200.92	=	0.00	268	733	289	796
26	03/19/24	200	18	201	134	279	614	668	8450	42	201.19	-	200.92	=	0.27	279	733	297	796
27	03/26/24	201	0				0	0	8450	42	201.19	-	201.19	=	0.00	279	733	297	796
28	04/02/24	201	0				0	0	8450	42	201.19	-	201.19	=	0.00	279	733	297	796
29	04/09/24	201	0				0	0	8450	42	201.19	-	201.19	=	0.00	279	733	297	796
30	04/16/24	201	0				0	0	8450	42	201.19	-	201.19	=	0.00	279	733	297	796
31	04/23/24	201	0				0	0	8450	42	201.19	-	201.19	=	0.00	279	733	297	796
32	04/30/24	201	17				0	0	8450	42	201.19	-	201.19	=	0.00	279	733	297	796

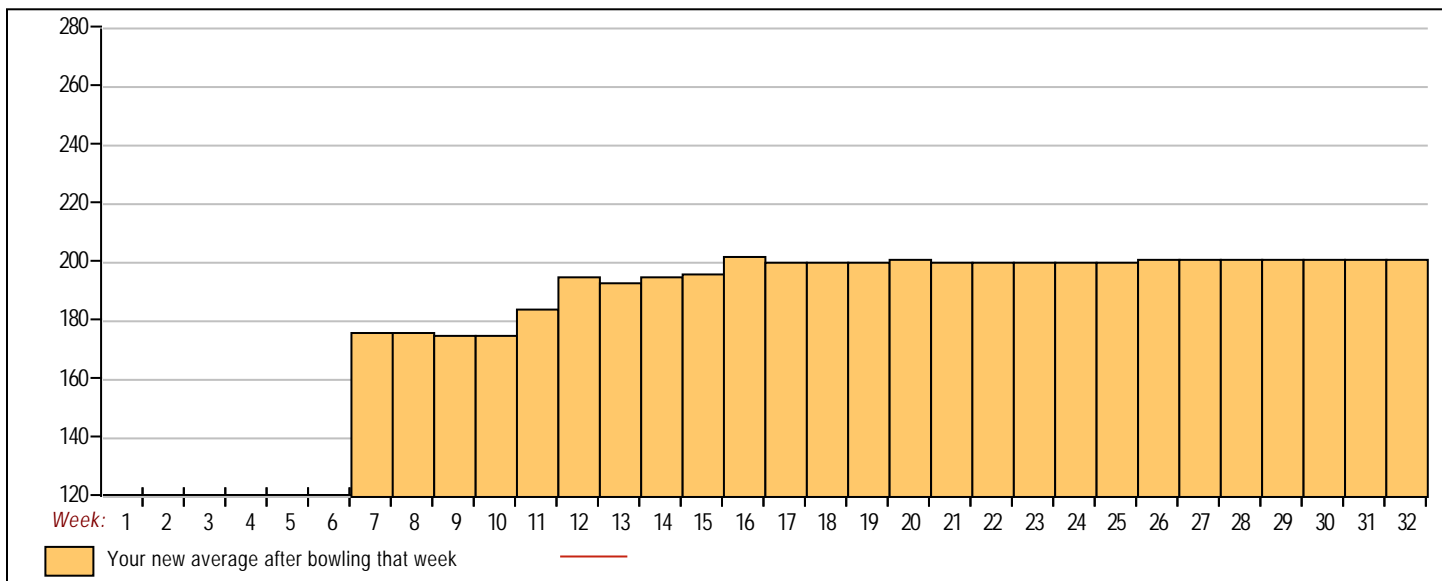
End of 2nd split

<u><100</u>	<u>100's</u>	<u>125's</u>	<u>150's</u>	<u>175's</u>	<u>200's</u>	<u>225's</u>	<u>250's</u>	<u>275's</u>	<u>300's</u>
		2	8	10	11	9	1	1	
<u><400</u>	<u>400's</u>	<u>450's</u>	<u>500's</u>	<u>550's</u>	<u>600's</u>	<u>650's</u>	<u>700's</u>	<u>750's</u>	<u>800's</u>
			2	4	5	2	1		

<u>Avg of Game 1</u>	<u>Avg of Game 2</u>	<u>Avg of Game 3</u>
190.57	198.43	214.57

High game of 279 on week 26 High series of 733 on week 16 High average of 202.17 after bowling week 16
 Low game of 134 on week 26 Low series of 523 on week 9 Low average of 175.33 after bowling week 9

High Scores by Game
 Game #1: 268 on week 16 Game #2: 245 on week 16 Game #3: 279 on week 26



Note: This report includes information through April 30 which is Week 32 of 32

Maria Lau's Bowling Record - Team 39: Team 39

Week No.	Bowling Date	Old Avg	Old HDCP	-1-	-2-	-3-	Total	HDCP Total	Pins	Gms	---Average Change---		High Game	High Sers	HDCP Game	HDCP Sers
											New - Old	---> +/-				
1	09/05/23	0	0				0	0	0	0	-	0.00 = 0.00	0	0		
2	09/12/23	0	0				0	0	0	0	-	0.00 = 0.00	0	0		
3	09/19/23	0	0				0	0	0	0	-	0.00 = 0.00	0	0		
4	09/26/23	0	0				0	0	0	0	-	0.00 = 0.00	0	0		
5	10/10/23	0	0				0	0	0	0	-	0.00 = 0.00	0	0		
6	10/17/23	0	0				0	0	0	0	-	0.00 = 0.00	0	0		
7	10/24/23	0	0				0	0	0	0	-	0.00 = 0.00	0	0		
8	10/31/23	0	0				0	0	0	0	-	0.00 = 0.00	0	0		
9	11/07/23	0	0				0	0	0	0	-	0.00 = 0.00	0	0		
10	11/14/23	0	0				0	0	0	0	-	0.00 = 0.00	0	0		
11	11/21/23	0	0				0	0	0	0	-	0.00 = 0.00	0	0		
12	11/28/23	0	0				0	0	0	0	-	0.00 = 0.00	0	0		
13	12/05/23	0	0				0	0	0	0	-	0.00 = 0.00	0	0		
14	12/12/23	0	0				0	0	0	0	-	0.00 = 0.00	0	0		
15	12/19/23	0	0				0	0	0	0	-	0.00 = 0.00	0	0		
16	01/09/24	bk130	0				0	0	0	0	-	0.00 = 0.00	0	0		

End of 1st split

17	01/16/24	bk130	0				0	0	0	0	-	0.00 = 0.00	0	0		
18	01/23/24	bk130	0				0	0	0	0	-	0.00 = 0.00	0	0		
19	01/30/24	bk130	0				0	0	0	0	-	0.00 = 0.00	0	0		
20	02/06/24	bk130	0				0	0	0	0	-	0.00 = 0.00	0	0		
21	02/13/24	bk130	0				0	0	0	0	-	0.00 = 0.00	0	0		
22	02/20/24	bk130	0				0	0	0	0	-	0.00 = 0.00	0	0		
23	02/27/24	bk130	0				0	0	0	0	-	0.00 = 0.00	0	0		
24	03/05/24	bk130	0				0	0	0	0	-	0.00 = 0.00	0	0		
25	03/12/24	bk130	81	163	157	128	448	691	448	3	149.33	- 0.00 = 149.33	163	448	244	691
26	03/19/24	bk130	0				0	0	448	3	149.33	- 149.33 = 0.00	163	448	244	691
27	03/26/24	bk130	0				0	0	448	3	149.33	- 149.33 = 0.00	163	448	244	691
28	04/02/24	bk130	0				0	0	448	3	149.33	- 149.33 = 0.00	163	448	244	691
29	04/09/24	bk130	0				0	0	448	3	149.33	- 149.33 = 0.00	163	448	244	691
30	04/16/24	bk130	0				0	0	448	3	149.33	- 149.33 = 0.00	163	448	244	691
31	04/23/24	bk130	0				0	0	448	3	149.33	- 149.33 = 0.00	163	448	244	691
32	04/30/24	bk130	81				0	0	448	3	149.33	- 149.33 = 0.00	163	448	244	691

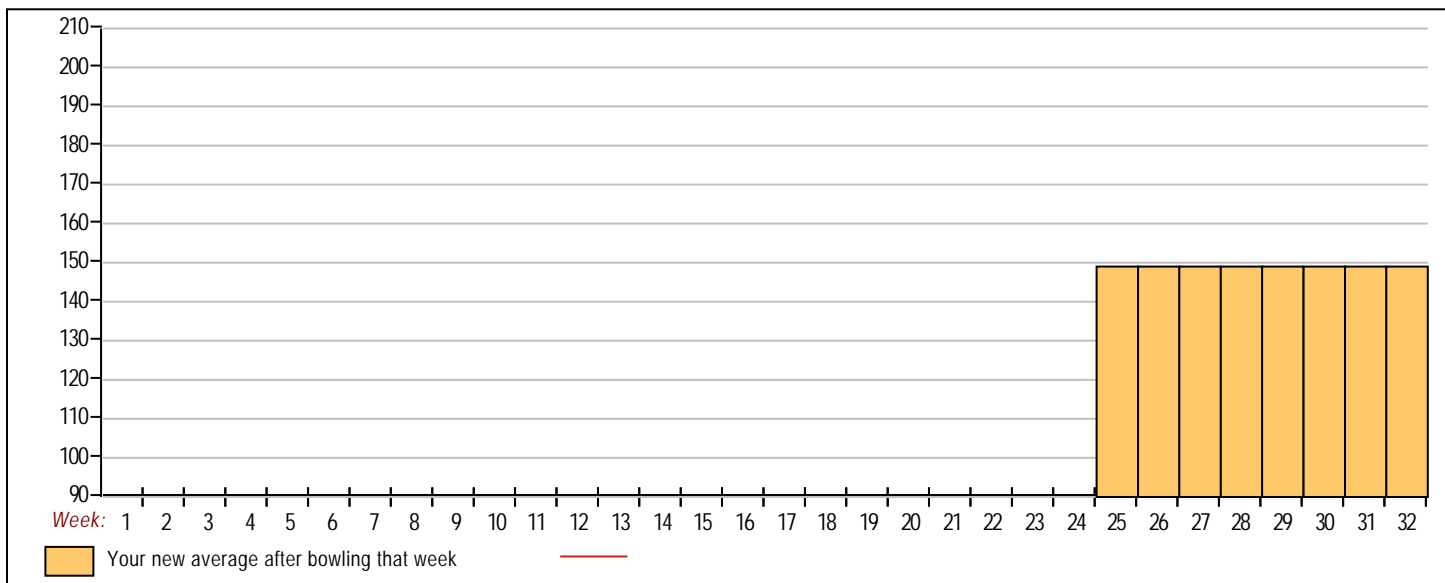
End of 2nd split

<u><100</u>	<u>100's</u>	<u>125's</u>	<u>150's</u>	<u>175's</u>	<u>200's</u>	<u>225's</u>	<u>250's</u>	<u>275's</u>	<u>300's</u>
		1	2						
<u><400</u>	<u>400's</u>	<u>450's</u>	<u>500's</u>	<u>550's</u>	<u>600's</u>	<u>650's</u>	<u>700's</u>	<u>750's</u>	<u>800's</u>
	1								

<u>Avg of Game 1</u>	<u>Avg of Game 2</u>	<u>Avg of Game 3</u>
163.00	157.00	128.00

High game of 163 on week 25 High series of 448 on week 25 High average of 149.33 after bowling week 25
 Low game of 128 on week 25 Low series of 448 on week 25 Low average of 149.33 after bowling week 25

High Scores by Game
 Game #1: 163 on week 25 Game #2: 157 on week 25 Game #3: 128 on week 25



Note: This report includes information through April 30 which is Week 32 of 32

Kenny Liu's Bowling Record - Team 39: Team 39

Week No.	Bowling Date	Old Avg	Old HDCP	-1-	-2-	-3-	Total	HDCP Total	Pins	Gms	---Average Change---			High Game	High Sers	HDCP Game	HDCP Sers		
											New	Old	---> +/-						
5	10/10/23	bk195	0				0	0	0	0	-	0.00	=	0.00	0	0			
6	10/17/23	bk195	0				0	0	0	0	-	0.00	=	0.00	0	0			
7	10/24/23	bk195	0				0	0	0	0	-	0.00	=	0.00	0	0			
8	10/31/23	bk195	22	182	195	169	546	612	546	3	182.00	-	0.00	=	182.00	195	546	217	612
9	11/07/23	bk195	0				0	0	546	3	182.00	-	182.00	=	0.00	195	546	217	612
10	11/14/23	bk195	0				0	0	546	3	182.00	-	182.00	=	0.00	195	546	217	612
11	11/21/23	bk195	0				0	0	546	3	182.00	-	182.00	=	0.00	195	546	217	612
12	11/28/23	bk195	0				0	0	546	3	182.00	-	182.00	=	0.00	195	546	217	612
13	12/05/23	bk195	0				0	0	546	3	182.00	-	182.00	=	0.00	195	546	217	612
14	12/12/23	bk195	0				0	0	546	3	182.00	-	182.00	=	0.00	195	546	217	612
15	12/19/23	bk195	0				0	0	546	3	182.00	-	182.00	=	0.00	195	546	217	612
16	01/09/24	bk195	0				0	0	546	3	182.00	-	182.00	=	0.00	195	546	217	612

End of 1st split

17	01/16/24	bk195	0				0	0	546	3	182.00	-	182.00	=	0.00	195	546	217	612
18	01/23/24	bk195	0				0	0	546	3	182.00	-	182.00	=	0.00	195	546	217	612
19	01/30/24	bk195	0				0	0	546	3	182.00	-	182.00	=	0.00	195	546	217	612
20	02/06/24	bk195	0				0	0	546	3	182.00	-	182.00	=	0.00	195	546	217	612
21	02/13/24	bk195	0				0	0	546	3	182.00	-	182.00	=	0.00	195	546	217	612
22	02/20/24	bk195	0				0	0	546	3	182.00	-	182.00	=	0.00	195	546	217	612
23	02/27/24	bk195	0				0	0	546	3	182.00	-	182.00	=	0.00	195	546	217	612
24	03/05/24	bk195	0				0	0	546	3	182.00	-	182.00	=	0.00	195	546	217	612
25	03/12/24	bk195	0				0	0	546	3	182.00	-	182.00	=	0.00	195	546	217	612
26	03/19/24	bk195	0				0	0	546	3	182.00	-	182.00	=	0.00	195	546	217	612
27	03/26/24	bk195	0				0	0	546	3	182.00	-	182.00	=	0.00	195	546	217	612
28	04/02/24	bk195	0				0	0	546	3	182.00	-	182.00	=	0.00	195	546	217	612
29	04/09/24	bk195	0				0	0	546	3	182.00	-	182.00	=	0.00	195	546	217	612
30	04/16/24	bk195	0				0	0	546	3	182.00	-	182.00	=	0.00	195	546	217	612
31	04/23/24	bk195	0				0	0	546	3	182.00	-	182.00	=	0.00	195	546	217	612
32	04/30/24	bk195	22				0	0	546	3	182.00	-	182.00	=	0.00	195	546	217	612

End of 2nd split

<u><100</u>	<u>100's</u>	<u>125's</u>	<u>150's</u>	<u>175's</u>	<u>200's</u>	<u>225's</u>	<u>250's</u>	<u>275's</u>	<u>300's</u>
			1	2					
<u><400</u>	<u>400's</u>	<u>450's</u>	<u>500's</u>	<u>550's</u>	<u>600's</u>	<u>650's</u>	<u>700's</u>	<u>750's</u>	<u>800's</u>
			1						

<u>Avg of Game 1</u>	<u>Avg of Game 2</u>	<u>Avg of Game 3</u>
182.00	195.00	169.00

High game of 195 on week 8 High series of 546 on week 8 High average of 182.00 after bowling week 8
 Low game of 169 on week 8 Low series of 546 on week 8 Low average of 182.00 after bowling week 8

High Scores by Game
 Game #1: 182 on week 8 Game #2: 195 on week 8 Game #3: 169 on week 8

