

Note: This report includes information through April 30 which is Week 32 of 32

Anthony Le's Bowling Record - Team 34: Team 34

Week No.	Bowling Date	Old Avg	Old HDCP	-1- -2- -3-			Total	HDCP Total	Pins	Gms	---Average Change---			High Game	High Sers	HDCP Game	HDCP Sers
											New - Old	---> +/-					
1	09/05/23	bk217	2	277	223	247	747	753	747	3	249.00	- 0.00	= 249.00	277	747	279	753
2	09/12/23	bk217	2	214	173	197	584	590	1331	6	221.83	- 249.00	= -27.17	277	747	279	753
3	09/19/23	bk217	0				0	0	1331	6	221.83	- 221.83	= 0.00	277	747	279	753
4	09/26/23	bk217	2	222	191	223	636	642	1967	9	218.56	- 221.83	= -3.28	277	747	279	753
5	10/10/23	218	0				0	0	1967	9	218.56	- 218.56	= 0.00	277	747	279	753
6	10/17/23	218	0				0	0	1967	9	218.56	- 218.56	= 0.00	277	747	279	753
7	10/24/23	218	0				0	0	1967	9	218.56	- 218.56	= 0.00	277	747	279	753
8	10/31/23	218	0				0	0	1967	9	218.56	- 218.56	= 0.00	277	747	279	753
9	11/07/23	218	0				0	0	1967	9	218.56	- 218.56	= 0.00	277	747	279	753
10	11/14/23	218	0				0	0	1967	9	218.56	- 218.56	= 0.00	277	747	279	753
11	11/21/23	218	0				0	0	1967	9	218.56	- 218.56	= 0.00	277	747	279	753
12	11/28/23	218	1	209	186	255	650	653	2617	12	218.08	- 218.56	= -0.47	277	747	279	753
13	12/05/23	218	1	227	181	237	645	648	3262	15	217.47	- 218.08	= -0.62	277	747	279	753
14	12/12/23	217	2	246	217	165	628	634	3890	18	216.11	- 217.47	= -1.36	277	747	279	753
15	12/19/23	216	0				0	0	3890	18	216.11	- 216.11	= 0.00	277	747	279	753
16	01/09/24	216	0				0	0	3890	18	216.11	- 216.11	= 0.00	277	747	279	753

End of 1st split

17	01/16/24	216	0				0	0	3890	18	216.11	- 216.11	= 0.00	277	747	279	753
18	01/23/24	216	3	144	221	143	508	517	4398	21	209.43	- 216.11	= -6.68	277	747	279	753
19	01/30/24	209	9	201	268	223	692	719	5090	24	212.08	- 209.43	= 2.65	277	747	279	753
20	02/06/24	212	0				0	0	5090	24	212.08	- 212.08	= 0.00	277	747	279	753
21	02/13/24	212	7	236	192	162	590	611	5680	27	210.37	- 212.08	= -1.71	277	747	279	753
22	02/20/24	210	9	214	211	217	642	669	6322	30	210.73	- 210.37	= 0.36	277	747	279	753
23	02/27/24	210	0				0	0	6322	30	210.73	- 210.73	= 0.00	277	747	279	753
24	03/05/24	210	9	193	210	183	586	613	6908	33	209.33	- 210.73	= -1.40	277	747	279	753
25	03/12/24	209	9	192	300	191	683	710	7591	36	210.86	- 209.33	= 1.53	300	747	309	753
300 --- 300 Game -- USBC Awards																	
26	03/19/24	210	9	166	182	243	591	618	8182	39	209.79	- 210.86	= -1.07	300	747	309	753
27	03/26/24	209	9	269	225	157	651	678	8833	42	210.31	- 209.79	= 0.51	300	747	309	753
28	04/02/24	210	0				0	0	8833	42	210.31	- 210.31	= 0.00	300	747	309	753
29	04/09/24	210	9	169	300	227	696	723	9529	45	211.76	- 210.31	= 1.45	300	747	309	753
30	04/16/24	211	8	229	191	184	604	628	10133	48	211.10	- 211.76	= -0.65	300	747	309	753
31	04/23/24	211	8	232	211	169	612	636	10745	51	210.69	- 211.10	= -0.42	300	747	309	753
32	04/30/24	210	9	182	247	255	684	711	11429	54	211.65	- 210.69	= 0.96	300	747	309	753

End of 2nd split

<u><100</u>	<u>100's</u>	<u>125's</u>	<u>150's</u>	<u>175's</u>	<u>200's</u>	<u>225's</u>	<u>250's</u>	<u>275's</u>	<u>300's</u>
		2	7	13	14	11	4	1	2
<u><400</u>	<u>400's</u>	<u>450's</u>	<u>500's</u>	<u>550's</u>	<u>600's</u>	<u>650's</u>	<u>700's</u>	<u>750's</u>	<u>800's</u>
			1	4	6	6	1		

Avg of Game 1	Avg of Game 2	Avg of Game 3
212.33	218.28	204.33

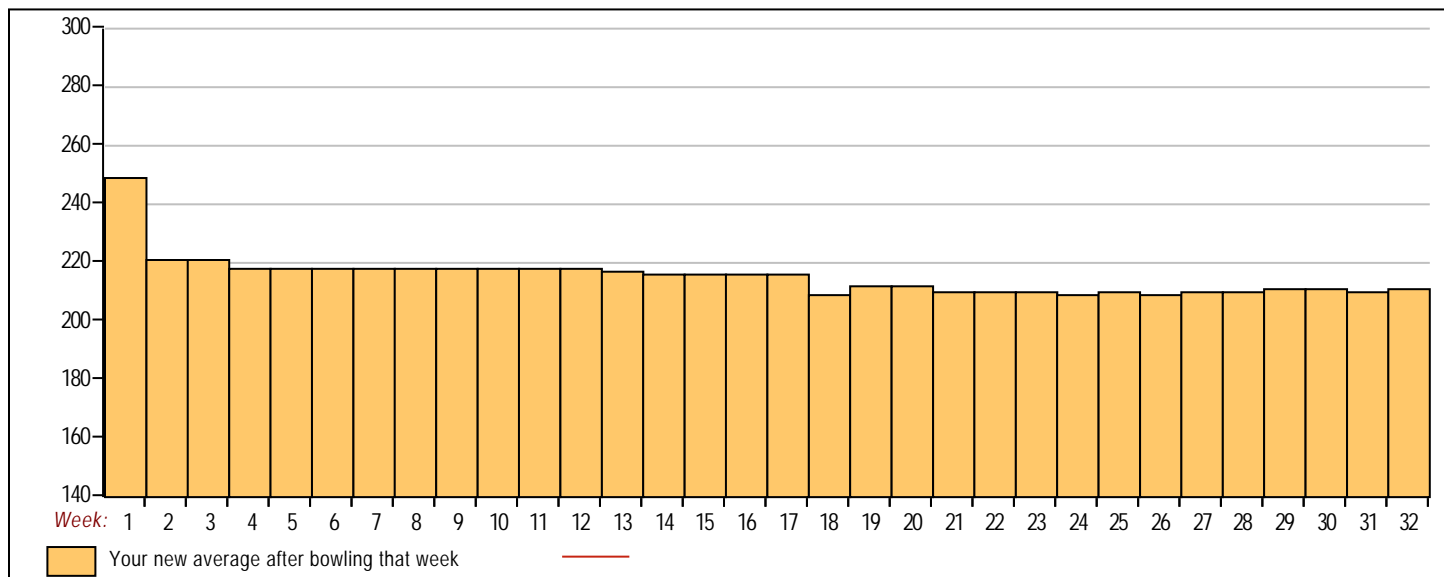
High game of 300 on week 25
Low game of 143 on week 18

High series of 747 on week 1
Low series of 508 on week 18

High average of 249.00 after bowling week 1
Low average of 209.33 after bowling week 24

High Scores by Game

Game #1: 277 on week 1 Game #2: 300 on week 25 Game #3: 255 on week 12



Note: This report includes information through April 30 which is Week 32 of 32

Mitchell Hong's Bowling Record - Team 34: Team 34

Table with columns: Week No., Bowling Date, Old Avg, Old HDCP, -1-, -2-, -3-, Total, HDCP Total, Pins, Gms, ---Average Change--- (New - Old ---> +/-), High Game, High Sers, HDCP Game, HDCP Sers. Rows 1-16.

End of 1st split

Table with columns: Week No., Bowling Date, Old Avg, Old HDCP, -1-, -2-, -3-, Total, HDCP Total, Pins, Gms, ---Average Change--- (New - Old ---> +/-), High Game, High Sers, HDCP Game, HDCP Sers. Rows 17-32.

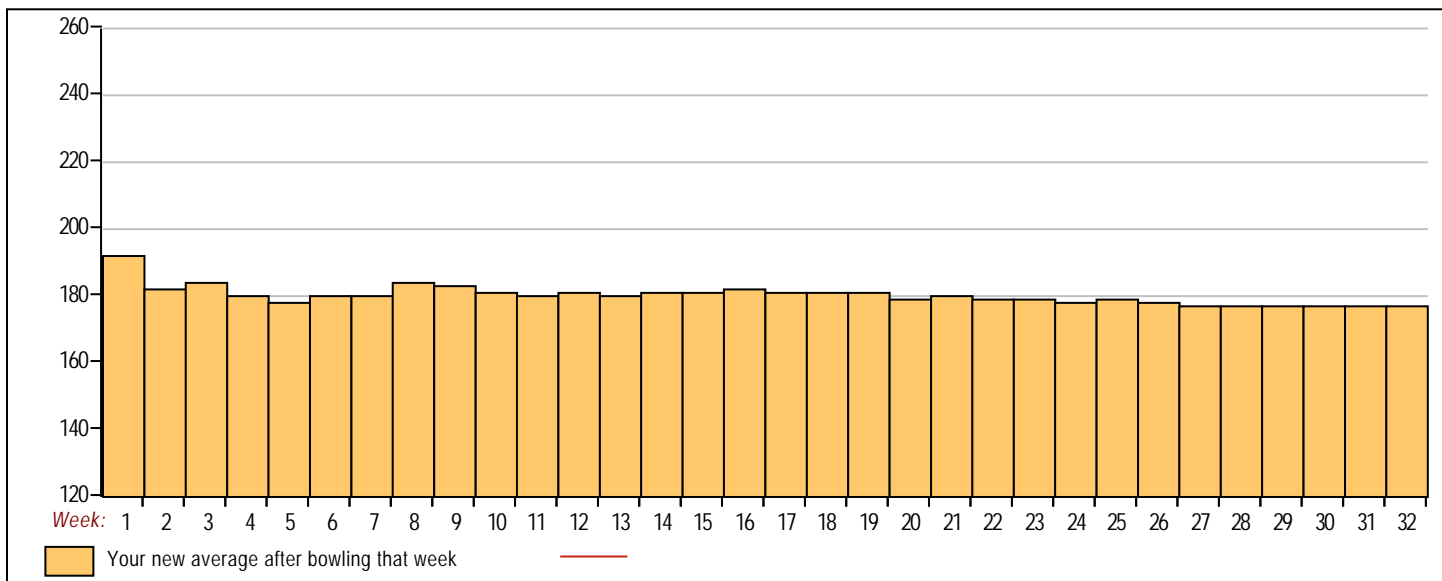
End of 2nd split

Summary table for score ranges: <100, 100's, 125's, 150's, 175's, 200's, 225's, 250's, 275's, 300's, <400, 400's, 450's, 500's, 550's, 600's, 650's, 700's, 750's, 800's.

Avg of Game 1: 179.75, Avg of Game 2: 177.22, Avg of Game 3: 174.81

High game of 246 on week 8, High series of 621 on week 8, High average of 192.67 after bowling week 1, Low game of 125 on week 20, Low series of 404 on week 27, Low average of 177.06 after bowling week 29

High Scores by Game: Game #1: 246 on week 8, Game #2: 209 on week 16, Game #3: 214 on week 30



Note: This report includes information through April 30 which is Week 32 of 32

Octavio Salazar's Bowling Record - Team 34: Team 34

Week No.	Bowling Date	Old Avg	Old HDCP	-			Total	HDCP Total	Pins	Gms	---Average Change---			High Game	High Sers	HDCP Game	HDCP Sers		
				-1-	-2-	-3-					New	Old	---> +/-						
1	09/05/23	bk214	5	223	265	239	727	742	727	3	242.33	-	0.00	=	242.33	265	727	270	742
2	09/12/23	bk214	5	267	188	182	637	652	1364	6	227.33	-	242.33	=	-15.00	267	727	272	742
3	09/19/23	bk214	5	248	179	213	640	655	2004	9	222.67	-	227.33	=	-4.67	267	727	272	742
4	09/26/23	222	0				0	0	2004	9	222.67	-	222.67	=	0.00	267	727	272	742
5	10/10/23	222	0	211	279	203	693	693	2697	12	224.75	-	222.67	=	2.08	279	727	279	742
6	10/17/23	224	0	268	257	201	726	726	3423	15	228.20	-	224.75	=	3.45	279	727	279	742
7	10/24/23	228	0	203	164	267	634	634	4057	18	225.39	-	228.20	=	-2.81	279	727	279	742
8	10/31/23	225	0	182	179	200	561	561	4618	21	219.90	-	225.39	=	-5.48	279	727	279	742
9	11/07/23	219	0	237	190	168	595	595	5213	24	217.21	-	219.90	=	-2.70	279	727	279	742
10	11/14/23	217	2	245	175	181	601	607	5814	27	215.33	-	217.21	=	-1.88	279	727	279	742
11	11/21/23	215	4	223	191	192	606	618	6420	30	214.00	-	215.33	=	-1.33	279	727	279	742
12	11/28/23	214	5	179	188	187	554	569	6974	33	211.33	-	214.00	=	-2.67	279	727	279	742
13	12/05/23	211	8	184	190	217	591	615	7565	36	210.14	-	211.33	=	-1.19	279	727	279	742
14	12/12/23	210	9	247	232	203	682	709	8247	39	211.46	-	210.14	=	1.32	279	727	279	742
15	12/19/23	211	8	209	235	166	610	634	8857	42	210.88	-	211.46	=	-0.58	279	727	279	742
16	01/09/24	210	9	255	233	222	710	737	9567	45	212.60	-	210.88	=	1.72	279	727	279	742

End of 1st split

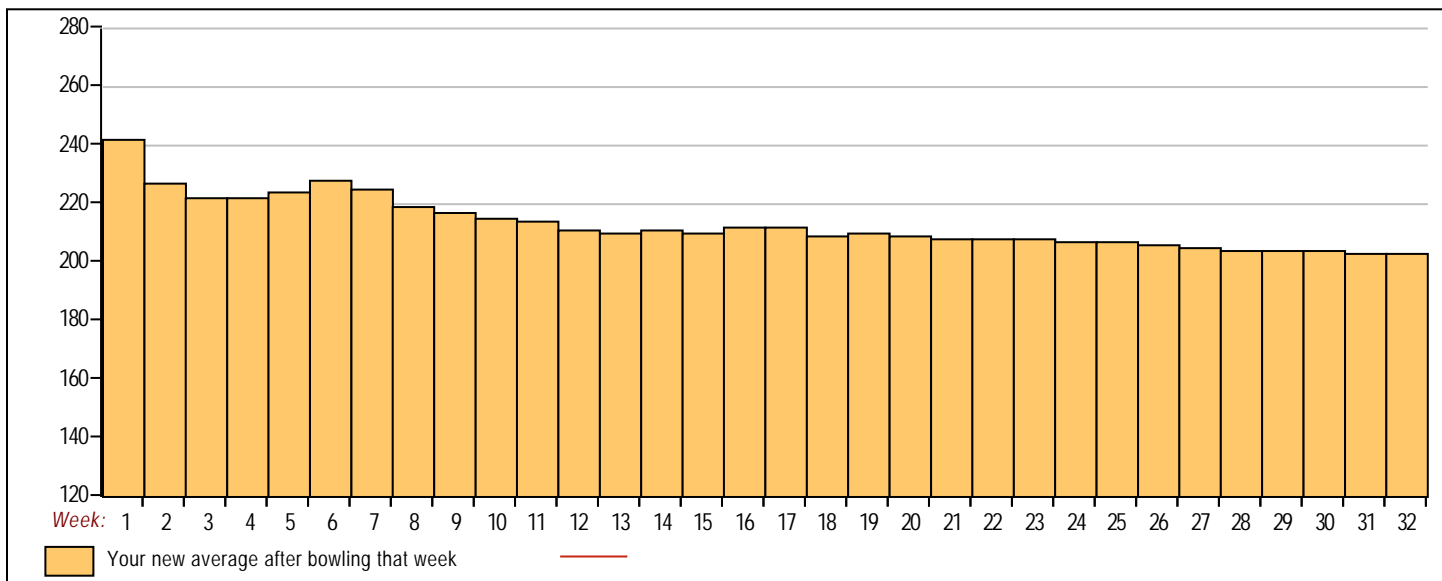
17	01/16/24	212	0				0	0	9567	45	212.60	-	212.60	=	0.00	279	727	279	742
18	01/23/24	212	7	139	150	200	489	510	10056	48	209.50	-	212.60	=	-3.10	279	727	279	742
19	01/30/24	209	9	210	246	203	659	686	10715	51	210.10	-	209.50	=	0.60	279	727	279	742
20	02/06/24	210	9	256	193	171	620	647	11335	54	209.91	-	210.10	=	-0.19	279	727	279	742
21	02/13/24	209	9	199	179	177	555	582	11890	57	208.60	-	209.91	=	-1.31	279	727	279	742
22	02/20/24	208	10	215	227	156	598	628	12488	60	208.13	-	208.60	=	-0.46	279	727	279	742
23	02/27/24	208	10	224	212	236	672	702	13160	63	208.89	-	208.13	=	0.76	279	727	279	742
24	03/05/24	208	10	174	195	139	508	538	13668	66	207.09	-	208.89	=	-1.80	279	727	279	742
25	03/12/24	207	11	226	222	177	625	658	14293	69	207.14	-	207.09	=	0.05	279	727	279	742
26	03/19/24	207	11	196	211	194	601	634	14894	72	206.86	-	207.14	=	-0.28	279	727	279	742
27	03/26/24	206	12	190	175	157	522	558	15416	75	205.55	-	206.86	=	-1.31	279	727	279	742
28	04/02/24	205	13	190	145	201	536	575	15952	78	204.51	-	205.55	=	-1.03	279	727	279	742
29	04/09/24	204	14	169	213	257	639	681	16591	81	204.83	-	204.51	=	0.31	279	727	279	742
30	04/16/24	204	14	179	182	203	564	606	17155	84	204.23	-	204.83	=	-0.60	279	727	279	742
31	04/23/24	204	14	202	213	162	577	619	17732	87	203.82	-	204.23	=	-0.41	279	727	279	742
32	04/30/24	204	14	172	151	238	561	603	18293	90	203.26	-	203.82	=	-0.56	279	727	279	742

End of 2nd split

<u><100</u>	<u>100's</u>	<u>125's</u>	<u>150's</u>	<u>175's</u>	<u>200's</u>	<u>225's</u>	<u>250's</u>	<u>275's</u>	<u>300's</u>
		3	12	28	25	13	8	1	
<u><400</u>	<u>400's</u>	<u>450's</u>	<u>500's</u>	<u>550's</u>	<u>600's</u>	<u>650's</u>	<u>700's</u>	<u>750's</u>	<u>800's</u>
		1	3	9	10	4	3		
<u>Avg of Game 1</u>			<u>Avg of Game 2</u>			<u>Avg of Game 3</u>			
210.73			201.97			197.07			

High game of 279 on week 5 High series of 727 on week 1 High average of 242.33 after bowling week 1
 Low game of 139 on week 18 Low series of 489 on week 18 Low average of 203.26 after bowling week 32

High Scores by Game
 Game #1: 268 on week 6 Game #2: 279 on week 5 Game #3: 267 on week 7



Note: This report includes information through April 30 which is Week 32 of 32

Russell Yeager (RH)'s Bowling Record - Team 34: Team 34

Week No.	Bowling Date	Old Avg	Old HDCP	-1-	-2-	-3-	Total	HDCP Total	Pins	Gms	---Average Change---			High Game	High Sers	HDCP Game	HDCP Sers		
											New - Old	--->	+/-						
16	01/09/24	bk209	0				0	0	0	0	-	0.00	=	0.00	0	0			
End of 1st split																			
17	01/16/24	bk209	0				0	0	0	0	-	0.00	=	0.00	0	0			
18	01/23/24	bk209	0				0	0	0	0	-	0.00	=	0.00	0	0			
19	01/30/24	bk209	0				0	0	0	0	-	0.00	=	0.00	0	0			
20	02/06/24	bk209	0				0	0	0	0	-	0.00	=	0.00	0	0			
21	02/13/24	bk209	0				0	0	0	0	-	0.00	=	0.00	0	0			
22	02/20/24	bk209	0				0	0	0	0	-	0.00	=	0.00	0	0			
23	02/27/24	bk209	0				0	0	0	0	-	0.00	=	0.00	0	0			
24	03/05/24	bk209	0				0	0	0	0	-	0.00	=	0.00	0	0			
25	03/12/24	bk209	0				0	0	0	0	-	0.00	=	0.00	0	0			
26	03/19/24	bk209	0				0	0	0	0	-	0.00	=	0.00	0	0			
27	03/26/24	bk209	0				0	0	0	0	-	0.00	=	0.00	0	0			
28	04/02/24	bk209	0				0	0	0	0	-	0.00	=	0.00	0	0			
29	04/09/24	bk209	0				0	0	0	0	-	0.00	=	0.00	0	0			
30	04/16/24	bk209	9	184	237	136	557	584	557	3	185.67	-	0.00	=	185.67	237	557	246	584
31	04/23/24	bk209	9	208	190	176	574	601	1131	6	188.50	-	185.67	=	2.83	237	574	246	601
32	04/30/24	bk209	9				0	0	1131	6	188.50	-	188.50	=	0.00	237	574	246	601

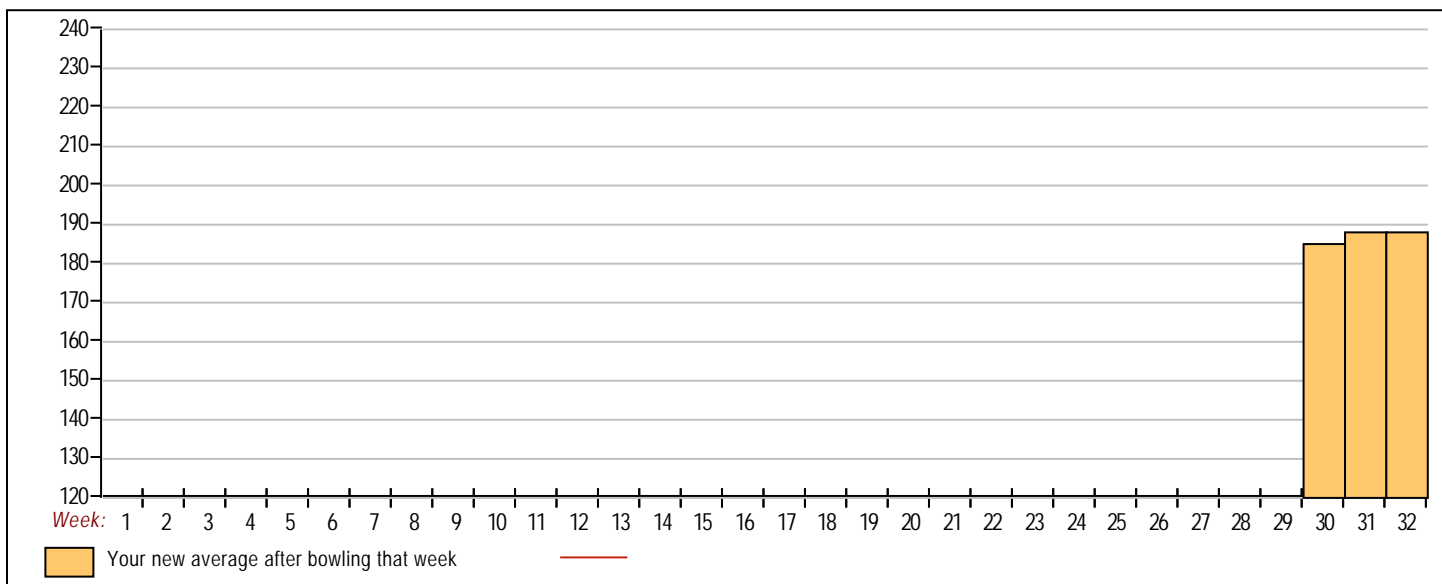
End of 2nd split

<u><100</u>	<u>100's</u>	<u>125's</u>	<u>150's</u>	<u>175's</u>	<u>200's</u>	<u>225's</u>	<u>250's</u>	<u>275's</u>	<u>300's</u>
		1		3	1	1			
<u><400</u>	<u>400's</u>	<u>450's</u>	<u>500's</u>	<u>550's</u>	<u>600's</u>	<u>650's</u>	<u>700's</u>	<u>750's</u>	<u>800's</u>
				2					
<u>Avg of Game 1</u>			<u>Avg of Game 2</u>			<u>Avg of Game 3</u>			
196.00			213.50			156.00			

High game of 237 on week 30 High series of 574 on week 31 High average of 188.50 after bowling week 31
 Low game of 136 on week 30 Low series of 557 on week 30 Low average of 185.67 after bowling week 30

High Scores by Game

Game #1: 208 on week 31 Game #2: 237 on week 30 Game #3: 176 on week 31



Note: This report includes information through April 30 which is Week 32 of 32

Russell Yeager (LH)'s Bowling Record - Team 34: Team 34

Week No.	Bowling Date	Old Avg	Old HDCP	-1-	-2-	-3-	Total	HDCP		---Average Change---			High Game	High Sers	HDCP Game	HDCP Sers			
								Total	Pins	Gms	New	Old					---> +/-		
1	09/05/23	0	0				0	0	0	0	-	0.00	=	0.00	0	0			
2	09/12/23	0	0				0	0	0	0	-	0.00	=	0.00	0	0			
3	09/19/23	187	29	159	182	222	563	650	563	3	187.67	-	0.00	=	187.67	222	563		
4	09/26/23	180	36	202	176	140	518	626	1081	6	180.17	-	187.67	=	-7.50	222	563		
5	10/10/23	179	36	192	180	161	533	641	1614	9	179.33	-	180.17	=	-0.83	222	563		
6	10/17/23	179	36	221	182	226	629	737	2243	12	186.92	-	179.33	=	7.58	226	629	262	737
7	10/24/23	186	0				0	0	2243	12	186.92	-	186.92	=	0.00	226	629	262	737
8	10/31/23	186	30	213	217	144	574	664	2817	15	187.80	-	186.92	=	0.88	226	629	262	737
9	11/07/23	187	29	a187	a187	a187	561	648	2817	15	187.80	-	187.80	=	0.00	226	629	262	737
10	11/14/23	187	29	163	195	141	499	586	3316	18	184.22	-	187.80	=	-3.58	226	629	262	737
11	11/21/23	184	32	162	128	127	417	513	3733	21	177.76	-	184.22	=	-6.46	226	629	262	737
12	11/28/23	177	38	144	140	179	463	577	4196	24	174.83	-	177.76	=	-2.93	226	629	262	737
13	12/05/23	174	0				0	0	4196	24	174.83	-	174.83	=	0.00	226	629	262	737
14	12/12/23	174	0				0	0	4196	24	174.83	-	174.83	=	0.00	226	629	262	737
15	12/19/23	174	41	186	197	147	530	653	4726	27	175.04	-	174.83	=	0.20	226	629	262	737
16	01/09/24	175	40	170	178	186	534	654	5260	30	175.33	-	175.04	=	0.30	226	629	262	737

End of 1st split

17	01/16/24	175	40	218	163	196	577	697	5837	33	176.88	-	175.33	=	1.55	226	629	262	737
18	01/23/24	176	0				0	0	5837	33	176.88	-	176.88	=	0.00	226	629	262	737
19	01/30/24	176	39	172	132	115	419	536	6256	36	173.78	-	176.88	=	-3.10	226	629	262	737
20	02/06/24	173	42	168	184	154	506	632	6762	39	173.38	-	173.78	=	-0.39	226	629	262	737
21	02/13/24	173	0				0	0	6762	39	173.38	-	173.38	=	0.00	226	629	262	737
22	02/20/24	173	0				0	0	6762	39	173.38	-	173.38	=	0.00	226	629	262	737
23	02/27/24	173	42	145	174	129	448	574	7210	42	171.67	-	173.38	=	-1.72	226	629	262	737
24	03/05/24	171	0				0	0	7210	42	171.67	-	171.67	=	0.00	226	629	262	737
25	03/12/24	171	44	175	161	202	538	670	7748	45	172.18	-	171.67	=	0.51	226	629	262	737
26	03/19/24	172	0				0	0	7748	45	172.18	-	172.18	=	0.00	226	629	262	737
27	03/26/24	172	43	160	128	158	446	575	8194	48	170.71	-	172.18	=	-1.47	226	629	262	737
28	04/02/24	170	45	133	186	172	491	626	8685	51	170.29	-	170.71	=	-0.41	226	629	262	737
29	04/09/24	170	0				0	0	8685	51	170.29	-	170.29	=	0.00	226	629	262	737
30	04/16/24	170	0				0	0	8685	51	170.29	-	170.29	=	0.00	226	629	262	737
31	04/23/24	170	0				0	0	8685	51	170.29	-	170.29	=	0.00	226	629	262	737
32	04/30/24	170	45				0	0	8685	51	170.29	-	170.29	=	0.00	226	629	262	737

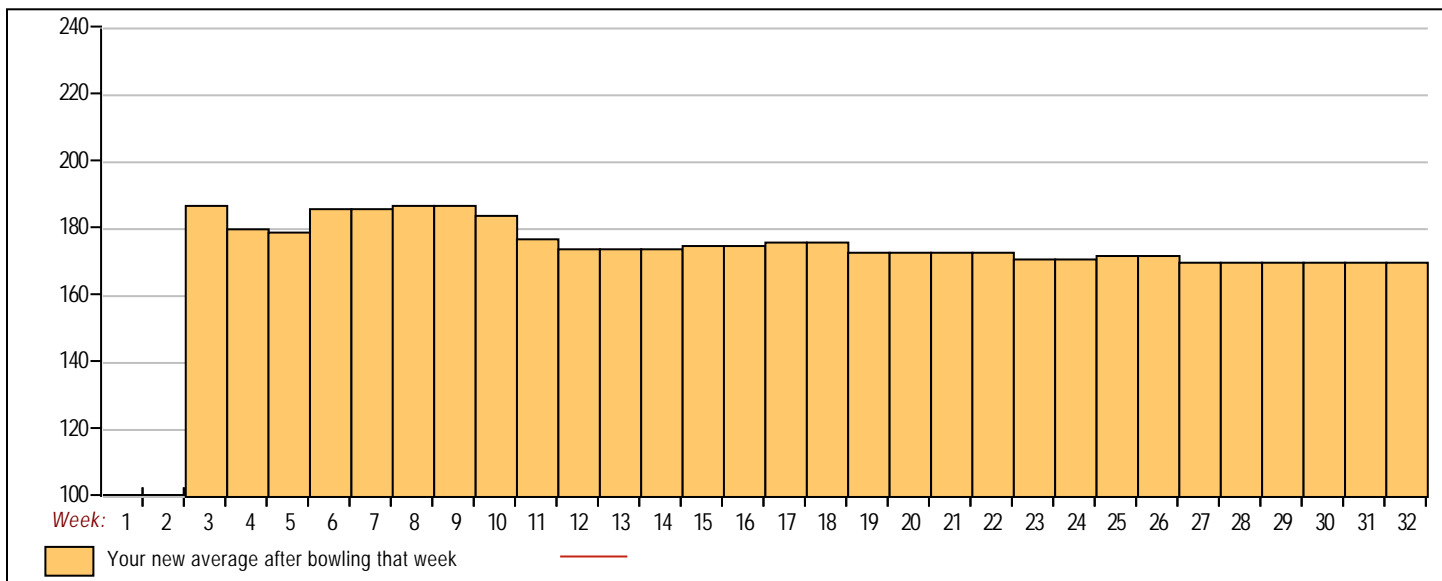
End of 2nd split

<u><100</u>	<u>100's</u>	<u>125's</u>	<u>150's</u>	<u>175's</u>	<u>200's</u>	<u>225's</u>	<u>250's</u>	<u>275's</u>	<u>300's</u>
	1	13	14	15	7	1			
<u><400</u>	<u>400's</u>	<u>450's</u>	<u>500's</u>	<u>550's</u>	<u>600's</u>	<u>650's</u>	<u>700's</u>	<u>750's</u>	<u>800's</u>
	4	3	6	3	1				

<u>Avg of Game 1</u>	<u>Avg of Game 2</u>	<u>Avg of Game 3</u>
175.47	170.76	164.65

High game of 226 on week 6 High series of 629 on week 6 High average of 187.80 after bowling week 8
 Low game of 115 on week 19 Low series of 417 on week 11 Low average of 170.29 after bowling week 28

High Scores by Game
 Game #1: 221 on week 6 Game #2: 217 on week 8 Game #3: 226 on week 6



Note: This report includes information through April 30 which is Week 32 of 32

Matt Lopes's Bowling Record - Team 34: Team 34

Week No.	Bowling Date	Old Avg	Old HDCP	-1-	-2-	-3-	Total	HDCP Total	Pins	Gms	---Average Change---			High Game	High Sers	HDCP Game	HDCP Sers		
											New - Old	--->	+/-						
16	01/09/24	bk203	0				0	0	0	0	-	0.00	=	0.00	0	0			
End of 1st split																			
17	01/16/24	bk203	15	182	179	188	549	594	549	3	183.00	-	0.00	=	183.00	188	549	203	594
18	01/23/24	bk203	0				0	0	549	3	183.00	-	183.00	=	0.00	188	549	203	594
19	01/30/24	bk203	0				0	0	549	3	183.00	-	183.00	=	0.00	188	549	203	594
20	02/06/24	bk203	0				0	0	549	3	183.00	-	183.00	=	0.00	188	549	203	594
21	02/13/24	bk203	0				0	0	549	3	183.00	-	183.00	=	0.00	188	549	203	594
22	02/20/24	bk203	0				0	0	549	3	183.00	-	183.00	=	0.00	188	549	203	594
23	02/27/24	bk203	0				0	0	549	3	183.00	-	183.00	=	0.00	188	549	203	594
24	03/05/24	bk203	0				0	0	549	3	183.00	-	183.00	=	0.00	188	549	203	594
25	03/12/24	bk203	0				0	0	549	3	183.00	-	183.00	=	0.00	188	549	203	594
26	03/19/24	bk203	0				0	0	549	3	183.00	-	183.00	=	0.00	188	549	203	594
27	03/26/24	bk203	0				0	0	549	3	183.00	-	183.00	=	0.00	188	549	203	594
28	04/02/24	bk203	0				0	0	549	3	183.00	-	183.00	=	0.00	188	549	203	594
29	04/09/24	bk203	0				0	0	549	3	183.00	-	183.00	=	0.00	188	549	203	594
30	04/16/24	bk203	0				0	0	549	3	183.00	-	183.00	=	0.00	188	549	203	594
31	04/23/24	bk203	0				0	0	549	3	183.00	-	183.00	=	0.00	188	549	203	594
32	04/30/24	bk203	15				0	0	549	3	183.00	-	183.00	=	0.00	188	549	203	594

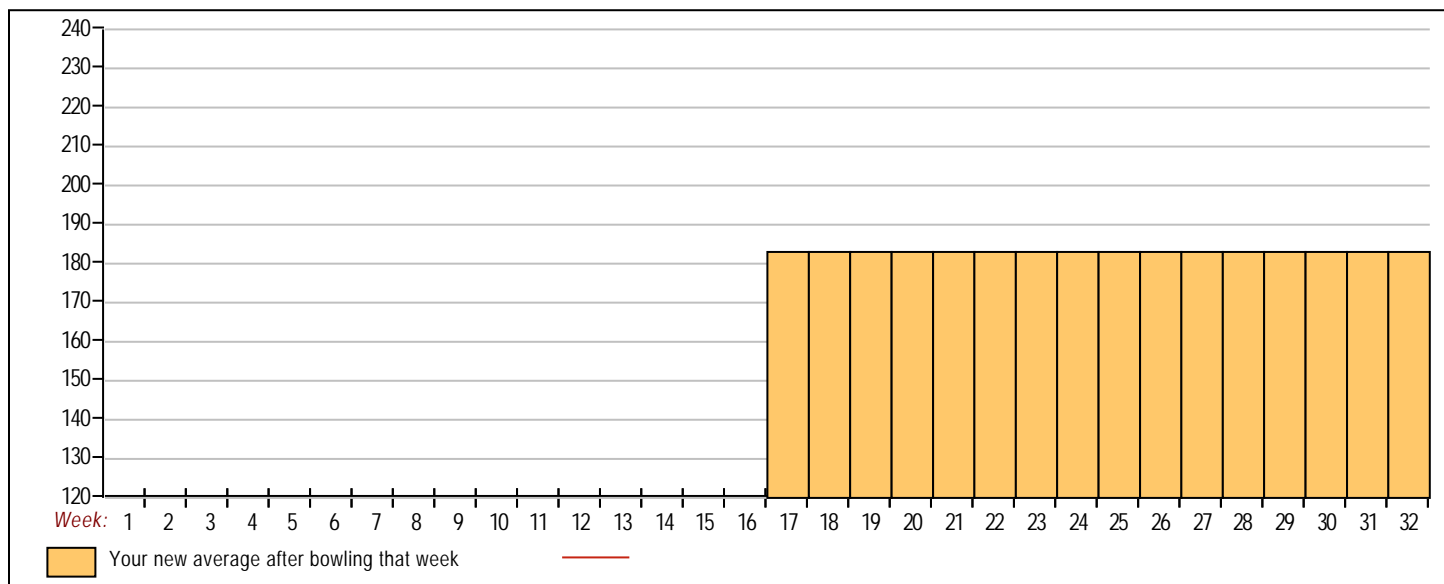
End of 2nd split

<u><100</u>	<u>100's</u>	<u>125's</u>	<u>150's</u>	<u>175's</u>	<u>200's</u>	<u>225's</u>	<u>250's</u>	<u>275's</u>	<u>300's</u>
				3					
<u><400</u>	<u>400's</u>	<u>450's</u>	<u>500's</u>	<u>550's</u>	<u>600's</u>	<u>650's</u>	<u>700's</u>	<u>750's</u>	<u>800's</u>
			1						
			<u>Avg of Game 1</u>	<u>Avg of Game 2</u>	<u>Avg of Game 3</u>				
			182.00	179.00	188.00				

High game of 188 on week 17 High series of 549 on week 17 High average of 183.00 after bowling week 17
 Low game of 179 on week 17 Low series of 549 on week 17 Low average of 183.00 after bowling week 17

High Scores by Game

Game #1: 182 on week 17 Game #2: 179 on week 17 Game #3: 188 on week 17



Note: This report includes information through April 30 which is Week 32 of 32

Octavio Salazar's Bowling Record - Team 34: Team 34

Week No.	Bowling Date	Old Avg	Old HDCP	-1-	-2-	-3-	Total	HDCP Total	Pins	Gms	---Average Change---			High Game	High Sers	HDCP Game	HDCP Sers		
											New - Old	--->	+/-						
5	10/10/23	bk194	0				0	0	0	0	-	0.00	=	0.00	0	0			
6	10/17/23	bk194	0				0	0	0	0	-	0.00	=	0.00	0	0			
7	10/24/23	bk194	23	145	234	195	574	643	574	3	191.33	-	0.00	=	191.33	234	574	257	643
8	10/31/23	bk194	0				0	0	574	3	191.33	-	191.33	=	0.00	234	574	257	643
9	11/07/23	bk194	0				0	0	574	3	191.33	-	191.33	=	0.00	234	574	257	643
10	11/14/23	bk194	0				0	0	574	3	191.33	-	191.33	=	0.00	234	574	257	643
11	11/21/23	bk194	0				0	0	574	3	191.33	-	191.33	=	0.00	234	574	257	643
12	11/28/23	bk194	0				0	0	574	3	191.33	-	191.33	=	0.00	234	574	257	643
13	12/05/23	bk194	0				0	0	574	3	191.33	-	191.33	=	0.00	234	574	257	643
14	12/12/23	bk194	0				0	0	574	3	191.33	-	191.33	=	0.00	234	574	257	643
15	12/19/23	bk194	0				0	0	574	3	191.33	-	191.33	=	0.00	234	574	257	643
16	01/09/24	bk194	0				0	0	574	3	191.33	-	191.33	=	0.00	234	574	257	643

End of 1st split

17	01/16/24	bk194	0				0	0	574	3	191.33	-	191.33	=	0.00	234	574	257	643
18	01/23/24	bk194	0				0	0	574	3	191.33	-	191.33	=	0.00	234	574	257	643
19	01/30/24	bk194	0				0	0	574	3	191.33	-	191.33	=	0.00	234	574	257	643
20	02/06/24	bk194	0				0	0	574	3	191.33	-	191.33	=	0.00	234	574	257	643
21	02/13/24	bk194	0				0	0	574	3	191.33	-	191.33	=	0.00	234	574	257	643
22	02/20/24	bk194	0				0	0	574	3	191.33	-	191.33	=	0.00	234	574	257	643
23	02/27/24	bk194	0				0	0	574	3	191.33	-	191.33	=	0.00	234	574	257	643
24	03/05/24	bk194	0				0	0	574	3	191.33	-	191.33	=	0.00	234	574	257	643
25	03/12/24	bk194	0				0	0	574	3	191.33	-	191.33	=	0.00	234	574	257	643
26	03/19/24	bk194	0				0	0	574	3	191.33	-	191.33	=	0.00	234	574	257	643
27	03/26/24	bk194	0				0	0	574	3	191.33	-	191.33	=	0.00	234	574	257	643
28	04/02/24	bk194	0				0	0	574	3	191.33	-	191.33	=	0.00	234	574	257	643
29	04/09/24	bk194	0				0	0	574	3	191.33	-	191.33	=	0.00	234	574	257	643
30	04/16/24	bk194	0				0	0	574	3	191.33	-	191.33	=	0.00	234	574	257	643
31	04/23/24	bk194	0				0	0	574	3	191.33	-	191.33	=	0.00	234	574	257	643
32	04/30/24	bk194	23				0	0	574	3	191.33	-	191.33	=	0.00	234	574	257	643

End of 2nd split

<u><100</u>	<u>100's</u>	<u>125's</u>	<u>150's</u>	<u>175's</u>	<u>200's</u>	<u>225's</u>	<u>250's</u>	<u>275's</u>	<u>300's</u>
		1		1		1			
<u><400</u>	<u>400's</u>	<u>450's</u>	<u>500's</u>	<u>550's</u>	<u>600's</u>	<u>650's</u>	<u>700's</u>	<u>750's</u>	<u>800's</u>
				1					

Avg of Game 1	Avg of Game 2	Avg of Game 3
145.00	234.00	195.00

High game of 234 on week 7 High series of 574 on week 7 High average of 191.33 after bowling week 7
 Low game of 145 on week 7 Low series of 574 on week 7 Low average of 191.33 after bowling week 7

High Scores by Game
 Game #1: 145 on week 7 Game #2: 234 on week 7 Game #3: 195 on week 7

