

Note: This report includes information through April 30 which is Week 32 of 32

Roman Marquez's Bowling Record - Team 30: Team 30

Table with columns: Week No., Bowling Date, Old Avg, Old HDCP, -1-, -2-, -3-, Total, HDCP Total, Pins, Gms, ---Average Change--- (New - Old ---> +/-), High Game, High Sers, HDCP Game, HDCP Sers. Rows 1-16.

End of 1st split

Table with columns: Week No., Bowling Date, Old Avg, Old HDCP, -1-, -2-, -3-, Total, HDCP Total, Pins, Gms, ---Average Change--- (New - Old ---> +/-), High Game, High Sers, HDCP Game, HDCP Sers. Rows 17-32.

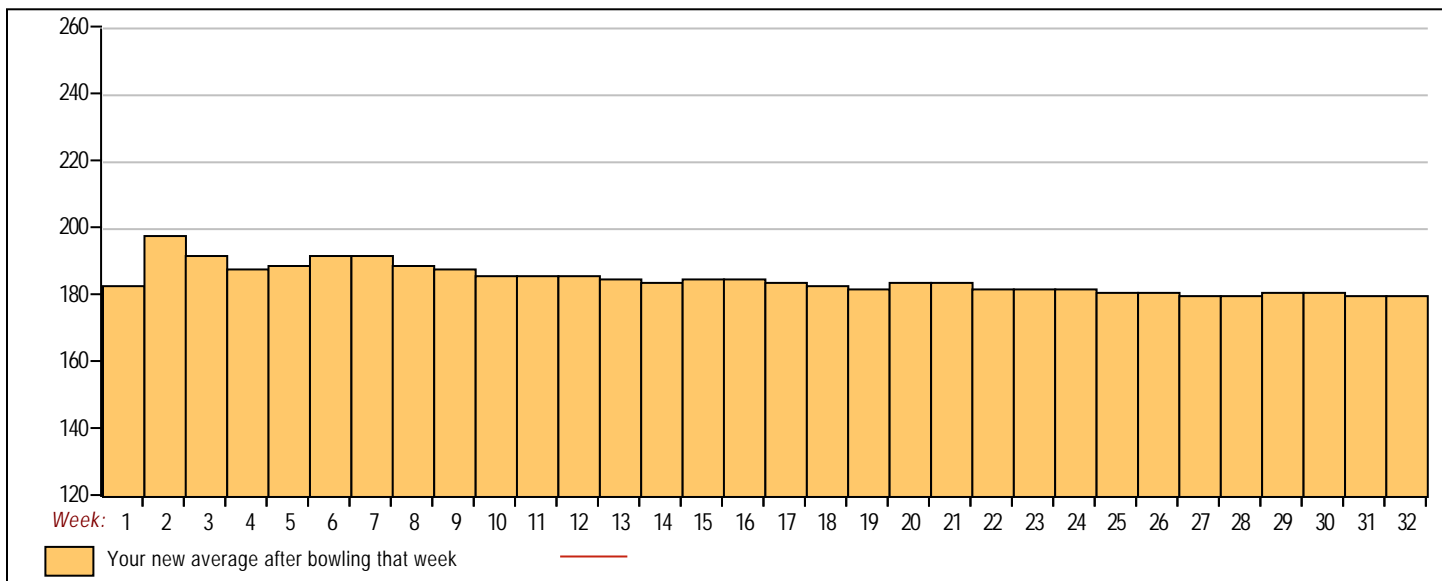
End of 2nd split

Summary table with columns: <100, 100's, 125's, 150's, 175's, 200's, 225's, 250's, 275's, 300's, <400, 400's, 450's, 500's, 550's, 600's, 650's, 700's, 750's, 800's.

Avg of Game 1: 173.47, Avg of Game 2: 192.00, Avg of Game 3: 176.27

High game of 247 on week 13, High series of 639 on week 2, High average of 198.33 after bowling week 2, Low game of 123 on week 13, Low series of 438 on week 22, Low average of 180.58 after bowling week 32

High Scores by Game: Game #1: 235 on week 29, Game #2: 237 on week 14, Game #3: 247 on week 13



Note: This report includes information through April 30 which is Week 32 of 32

**Aaron Marquez's Bowling Record - Team 30: Team 30**

Week No.	Bowling Date	Old Avg	Old HDCP	-1-	-2-	-3-	Total	HDCP Total	Pins	Gms	---Average Change---			High Game	High Sers	HDCP Game	HDCP Sers	
											New	Old	---> +/-					
1	09/05/23	171	44	152	192	169	513	645	513	3	171.00	-	0.00	=	171.00	192	513	
2	09/12/23	162	52	147	176	140	463	619	976	6	162.67	-	171.00	=	-8.33	192	513	
3	09/19/23	164	50	167	137	196	500	650	1476	9	164.00	-	162.67	=	1.33	196	513	
4	09/26/23	164	50	142	137	181	460	610	1936	12	161.33	-	164.00	=	-2.67	196	513	231
5	10/10/23	161	53	206	156	164	526	685	2462	15	164.13	-	161.33	=	2.80	206	526	259
6	10/17/23	164	50	169	183	179	531	681	2993	18	166.28	-	164.13	=	2.14	206	531	259
7	10/24/23	166	48	a166	a166	a166	498	642	2993	18	166.28	-	166.28	=	0.00	206	531	259
8	10/31/23	166	48	a166	a166	a166	498	642	2993	18	166.28	-	166.28	=	0.00	206	531	259
9	11/07/23	166	48	173	221	191	585	729	3578	21	170.38	-	166.28	=	4.10	221	585	269
10	11/14/23	175	40	a170	111	140	421	541	3829	23	166.48	-	170.38	=	-3.90	221	585	269
11	11/21/23	175	40	163	159	164	486	606	4315	26	165.96	-	166.48	=	-0.52	221	585	269
12	11/28/23	175	40	180	182	210	572	692	4887	29	168.52	-	165.96	=	2.56	221	585	269
13	12/05/23	175	40	164	215	155	534	654	5421	32	169.41	-	168.52	=	0.89	221	585	269
14	12/12/23	175	40	180	146	129	455	575	5876	35	167.89	-	169.41	=	-1.52	221	585	269
15	12/19/23	175	40	a175	a175	a175	525	645	5876	35	167.89	-	167.89	=	0.00	221	585	269
16	01/09/24	175	40	153	126	148	427	547	6303	38	165.87	-	167.89	=	-2.02	221	585	269

**End of 1st split**

17	01/16/24	175	40	170	157	181	508	628	6811	41	166.12	-	165.87	=	0.25	221	585	269
18	01/23/24	175	40	190	162	181	533	653	7344	44	166.91	-	166.12	=	0.79	221	585	269
19	01/30/24	175	40	93	139	139	371	491	7715	47	164.15	-	166.91	=	-2.76	221	585	269
20	02/06/24	175	40	198	189	170	557	677	8272	50	165.44	-	164.15	=	1.29	221	585	269
21	02/13/24	175	40	172	180	199	551	671	8823	53	166.47	-	165.44	=	1.03	221	585	269
22	02/20/24	175	40	a175	a175	a175	525	645	8823	53	166.47	-	166.47	=	0.00	221	585	269
23	02/27/24	175	0				0	0	8823	53	166.47	-	166.47	=	0.00	221	585	269
24	03/05/24	175	40	167	183	149	499	619	9322	56	166.46	-	166.47	=	-0.01	221	585	269
25	03/12/24	175	40	177	178	172	527	647	9849	59	166.93	-	166.46	=	0.47	221	585	269
26	03/19/24	175	40	167	247	243	657	777	10506	62	169.45	-	166.93	=	2.52	247	657	295
27	03/26/24	175	40	121	241	169	531	651	11037	65	169.80	-	169.45	=	0.35	247	657	287
28	04/02/24	175	40	a175	a175	a175	525	645	11037	65	169.80	-	169.80	=	0.00	247	657	287
29	04/09/24	175	40	259	138	171	568	688	11605	68	170.66	-	169.80	=	0.86	259	657	304
30	04/16/24	175	40	179	138	199	516	636	12121	71	170.72	-	170.66	=	0.06	259	657	299
31	04/23/24	175	40	165	235	172	572	692	12693	74	171.53	-	170.72	=	0.81	259	657	299
32	04/30/24	175	40	a175	149	243	567	687	13085	76	172.17	-	171.53	=	0.64	259	657	299

**End of 2nd split**

<u>&lt;100</u>	<u>100's</u>	<u>125's</u>	<u>150's</u>	<u>175's</u>	<u>200's</u>	<u>225's</u>	<u>250's</u>	<u>275's</u>	<u>300's</u>
1	2	16	25	22	4	5	1		
<u>&lt;400</u>	<u>400's</u>	<u>450's</u>	<u>500's</u>	<u>550's</u>	<u>600's</u>	<u>650's</u>	<u>700's</u>	<u>750's</u>	<u>800's</u>
1	1	5	10	6		1			

<u>Avg of Game 1</u>	<u>Avg of Game 2</u>	<u>Avg of Game 3</u>
168.92	172.19	175.15

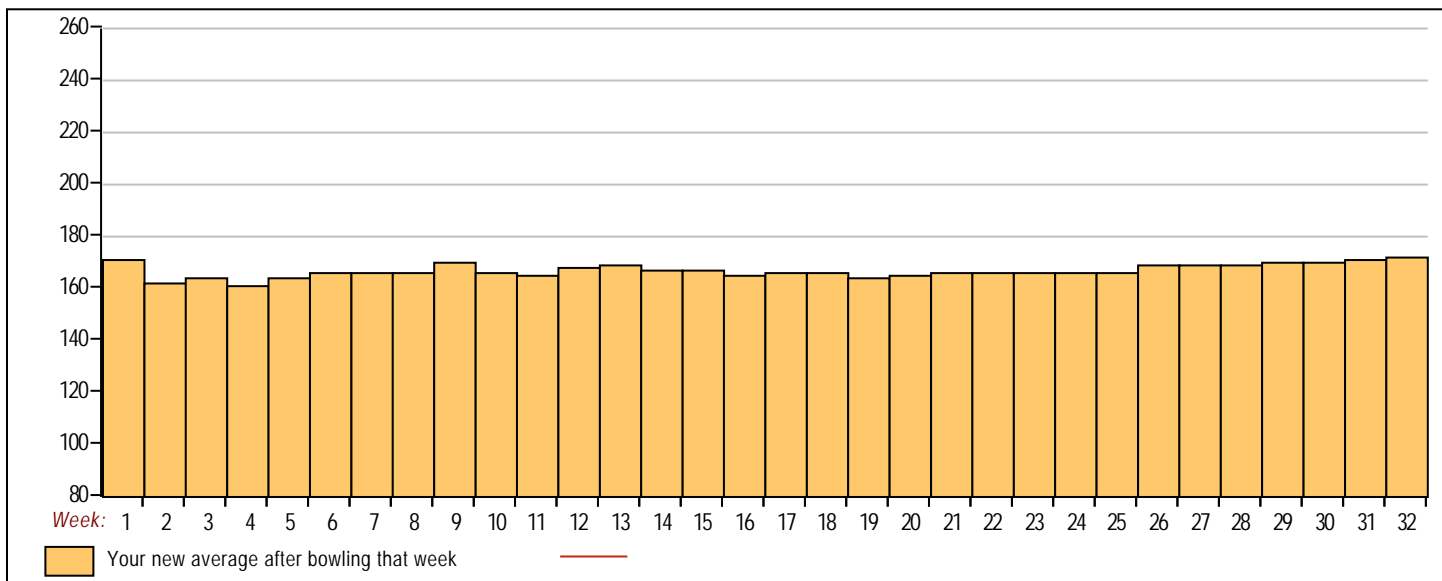
High game of 259 on week 29  
Low game of 93 on week 19

High series of 657 on week 26  
Low series of 371 on week 19

High average of 172.17 after bowling week 32  
Low average of 161.33 after bowling week 4

High Scores by Game

Game #1: 259 on week 29 Game #2: 247 on week 26 Game #3: 243 on week 26



Note: This report includes information through April 30 which is Week 32 of 32

**Brian Sembrano's Bowling Record - Team 30: Team 30**

Week No.	Bowling Date	Old Avg	Old HDCP	Strike			Total	HDCP Total	Pins	Gms	---Average Change---			High Game	High Sers	HDCP Game	HDCP Sers	
				-1-	-2-	-3-					New	Old	---> +/-					
1	09/05/23	132	79	119	146	131	396	633	396	3	132.00	-	0.00	=	132.00	146	396	
2	09/12/23	131	80	108	127	157	392	632	788	6	131.33	-	132.00	=	-0.67	157	396	
3	09/19/23	143	69	125	127	251	503	710	1291	9	143.44	-	131.33	=	12.11	251	503	
4	09/26/23	143	69	185	179	153	517	724	1808	12	150.67	-	143.44	=	7.22	251	517	254 724
5	10/10/23	150	63	158	115	187	460	649	2268	15	151.20	-	150.67	=	0.53	251	517	254 724
6	10/17/23	151	62	177	165	151	493	679	2761	18	153.39	-	151.20	=	2.19	251	517	254 724
7	10/24/23	153	60	112	150	162	424	604	3185	21	151.67	-	153.39	=	-1.72	251	517	254 724
8	10/31/23	151	62	a151	a151	a151	453	639	3185	21	151.67	-	151.67	=	0.00	251	517	254 724
9	11/07/23	151	62	132	156	139	427	613	3612	24	150.50	-	151.67	=	-1.17	251	517	254 724
10	11/14/23	150	63	174	219	190	583	772	4195	27	155.37	-	150.50	=	4.87	251	583	282 772
11	11/21/23	162	52	a162	a162	a162	486	642	4195	27	155.37	-	155.37	=	0.00	251	583	282 772
12	11/28/23	162	52	125	130	144	399	555	4594	30	153.13	-	155.37	=	-2.24	251	583	282 772
13	12/05/23	162	52	a162	a162	a162	486	642	4594	30	153.13	-	153.13	=	0.00	251	583	282 772
14	12/12/23	162	52	a162	a162	a162	486	642	4594	30	153.13	-	153.13	=	0.00	251	583	282 772
15	12/19/23	162	52	137	148	198	483	639	5077	33	153.85	-	153.13	=	0.72	251	583	282 772
16	01/09/24	162	52	154	156	112	422	578	5499	36	152.75	-	153.85	=	-1.10	251	583	282 772

**End of 1st split**

17	01/16/24	162	52	201	194	158	553	709	6052	39	155.18	-	152.75	=	2.43	251	583	282 772
18	01/23/24	162	52	141	145	184	470	626	6522	42	155.29	-	155.18	=	0.11	251	583	282 772
19	01/30/24	162	52	151	187	152	490	646	7012	45	155.82	-	155.29	=	0.54	251	583	282 772
20	02/06/24	162	52	149	147	182	478	634	7490	48	156.04	-	155.82	=	0.22	251	583	282 772
21	02/13/24	162	52	144	158	154	456	612	7946	51	155.80	-	156.04	=	-0.24	251	583	282 772
22	02/20/24	162	52	151	167	167	485	641	8431	54	156.13	-	155.80	=	0.33	251	583	282 772
23	02/27/24	162	52	118	121	137	376	532	8807	57	154.51	-	156.13	=	-1.62	251	583	282 772
24	03/05/24	162	52	163	169	168	500	656	9307	60	155.12	-	154.51	=	0.61	251	583	282 772
25	03/12/24	162	52	147	149	167	463	619	9770	63	155.08	-	155.12	=	-0.04	251	583	282 772
26	03/19/24	162	52	164	183	208	555	711	10325	66	156.44	-	155.08	=	1.36	251	583	282 772
27	03/26/24	162	52	142	157	127	426	582	10751	69	155.81	-	156.44	=	-0.63	251	583	282 772
28	04/02/24	162	52	160	149	147	456	612	11207	72	155.65	-	155.81	=	-0.16	251	583	282 772
29	04/09/24	162	52	158	115	122	395	551	11602	75	154.69	-	155.65	=	-0.96	251	583	282 772
30	04/16/24	162	52	a162	a162	a162	486	642	11602	75	154.69	-	154.69	=	0.00	251	583	282 772
31	04/23/24	162	0				0	0	11602	75	154.69	-	154.69	=	0.00	251	583	282 772
32	04/30/24	162	52	167	178	235	580	736	12182	78	156.18	-	154.69	=	1.49	251	583	287 772

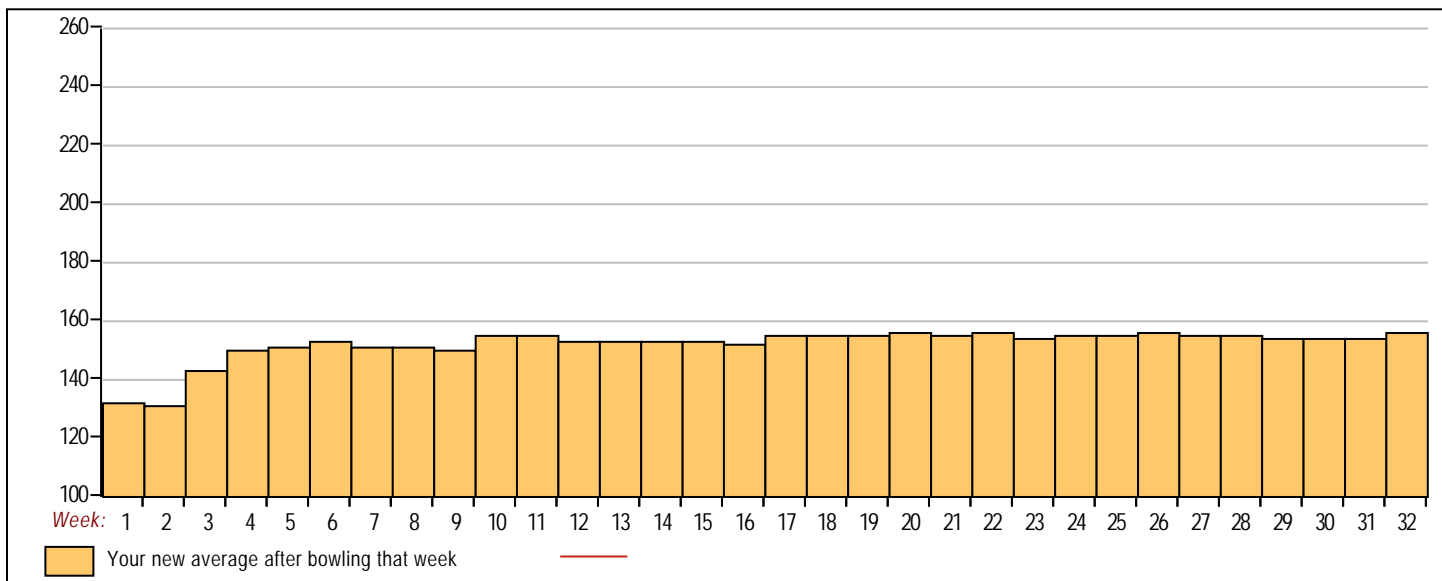
**End of 2nd split**

<u>&lt;100</u>	<u>100's</u>	<u>125's</u>	<u>150's</u>	<u>175's</u>	<u>200's</u>	<u>225's</u>	<u>250's</u>	<u>275's</u>	<u>300's</u>
	9	24	28	12	3	1	1		
<u>&lt;400</u>	<u>400's</u>	<u>450's</u>	<u>500's</u>	<u>550's</u>	<u>600's</u>	<u>650's</u>	<u>700's</u>	<u>750's</u>	<u>800's</u>
5	4	10	3	4					

**Avg of Game 1**    **Avg of Game 2**    **Avg of Game 3**  
 148.54                      155.27                      164.73

High game of 251 on week 3                      High series of 583 on week 10                      High average of 156.44 after bowling week 26  
 Low game of 108 on week 2                      Low series of 376 on week 23                      Low average of 131.33 after bowling week 2

High Scores by Game  
 Game #1: 201 on week 17    Game #2: 219 on week 10    Game #3: 251 on week 3



Note: This report includes information through April 30 which is Week 32 of 32

**Rainier Babila's Bowling Record - Team 30: Team 30**

Week No.	Bowling Date	Old Avg	Old HDCP	-1-	-2-	-3-	Total	HDCP Total	Pins	Gms	---Average Change---		High Game	High Sers	HDCP Game	HDCP Sers
											New - Old	---> +/-				
1	09/05/23	0	0				0	0	0	0	- 0.00	= 0.00	0	0		
2	09/12/23	0	0				0	0	0	0	- 0.00	= 0.00	0	0		
3	09/19/23	0	0				0	0	0	0	- 0.00	= 0.00	0	0		
4	09/26/23	0	0				0	0	0	0	- 0.00	= 0.00	0	0		
5	10/10/23	0	0				0	0	0	0	- 0.00	= 0.00	0	0		
6	10/17/23	0	0				0	0	0	0	- 0.00	= 0.00	0	0		
7	10/24/23	0	0				0	0	0	0	- 0.00	= 0.00	0	0		
8	10/31/23	0	0				0	0	0	0	- 0.00	= 0.00	0	0		
9	11/07/23	0	0				0	0	0	0	- 0.00	= 0.00	0	0		
10	11/14/23	0	0				0	0	0	0	- 0.00	= 0.00	0	0		
11	11/21/23	0	0				0	0	0	0	- 0.00	= 0.00	0	0		
12	11/28/23	0	0				0	0	0	0	- 0.00	= 0.00	0	0		
13	12/05/23	0	0				0	0	0	0	- 0.00	= 0.00	0	0		
14	12/12/23	0	0				0	0	0	0	- 0.00	= 0.00	0	0		
15	12/19/23	0	0				0	0	0	0	- 0.00	= 0.00	0	0		
16	01/09/24	0	0				0	0	0	0	- 0.00	= 0.00	0	0		

**End of 1st split**

17	01/16/24	0	0				0	0	0	0	- 0.00	= 0.00	0	0		
18	01/23/24	0	0				0	0	0	0	- 0.00	= 0.00	0	0		
19	01/30/24	0	0				0	0	0	0	- 0.00	= 0.00	0	0		
20	02/06/24	0	0				0	0	0	0	- 0.00	= 0.00	0	0		
21	02/13/24	0	0				0	0	0	0	- 0.00	= 0.00	0	0		
22	02/20/24	0	0				0	0	0	0	- 0.00	= 0.00	0	0		
23	02/27/24	127	83	130	134	118	382	631	382	3	127.33	- 0.00	= 127.33	134	382	
24	03/05/24	127	0				0	0	382	3	127.33	- 127.33	= 0.00	134	382	
25	03/12/24	127	0				0	0	382	3	127.33	- 127.33	= 0.00	134	382	
26	03/19/24	127	0				0	0	382	3	127.33	- 127.33	= 0.00	134	382	
27	03/26/24	127	0				0	0	382	3	127.33	- 127.33	= 0.00	134	382	
28	04/02/24	127	0				0	0	382	3	127.33	- 127.33	= 0.00	134	382	
29	04/09/24	127	0				0	0	382	3	127.33	- 127.33	= 0.00	134	382	
30	04/16/24	127	0				0	0	382	3	127.33	- 127.33	= 0.00	134	382	
31	04/23/24	137	74	126	170	148	444	666	826	6	137.67	- 127.33	= 10.33	170	444	
32	04/30/24	137	74				0	0	826	6	137.67	- 137.67	= 0.00	170	444	

**End of 2nd split**

<u>&lt;100</u>	<u>100's</u>	<u>125's</u>	<u>150's</u>	<u>175's</u>	<u>200's</u>	<u>225's</u>	<u>250's</u>	<u>275's</u>	<u>300's</u>
	1	4	1						
<u>&lt;400</u>	<u>400's</u>	<u>450's</u>	<u>500's</u>	<u>550's</u>	<u>600's</u>	<u>650's</u>	<u>700's</u>	<u>750's</u>	<u>800's</u>
1	1								

<u>Avg of Game 1</u>	<u>Avg of Game 2</u>	<u>Avg of Game 3</u>
128.00	152.00	133.00

High game of 170 on week 31      High series of 444 on week 31      High average of 137.67 after bowling week 31  
 Low game of 118 on week 23      Low series of 382 on week 23      Low average of 127.33 after bowling week 23

High Scores by Game  
 Game #1: 130 on week 23    Game #2: 170 on week 31    Game #3: 148 on week 31

