

Note: This report includes information through April 30 which is Week 32 of 32

Keith Okada's Bowling Record - Team 3: Family Affair

Table with columns: Week No., Bowling Date, Old Avg, Old HDCP, -1-, -2-, -3-, Total, HDCP Total, Pins, Gms, ---Average Change--- (New - Old ---> +/-), High Game, High Sers, HDCP Game, HDCP Sers. Rows 1-16.

End of 1st split

Table with columns: Week No., Bowling Date, Old Avg, Old HDCP, -1-, -2-, -3-, Total, HDCP Total, Pins, Gms, ---Average Change--- (New - Old ---> +/-), High Game, High Sers, HDCP Game, HDCP Sers. Rows 17-32.

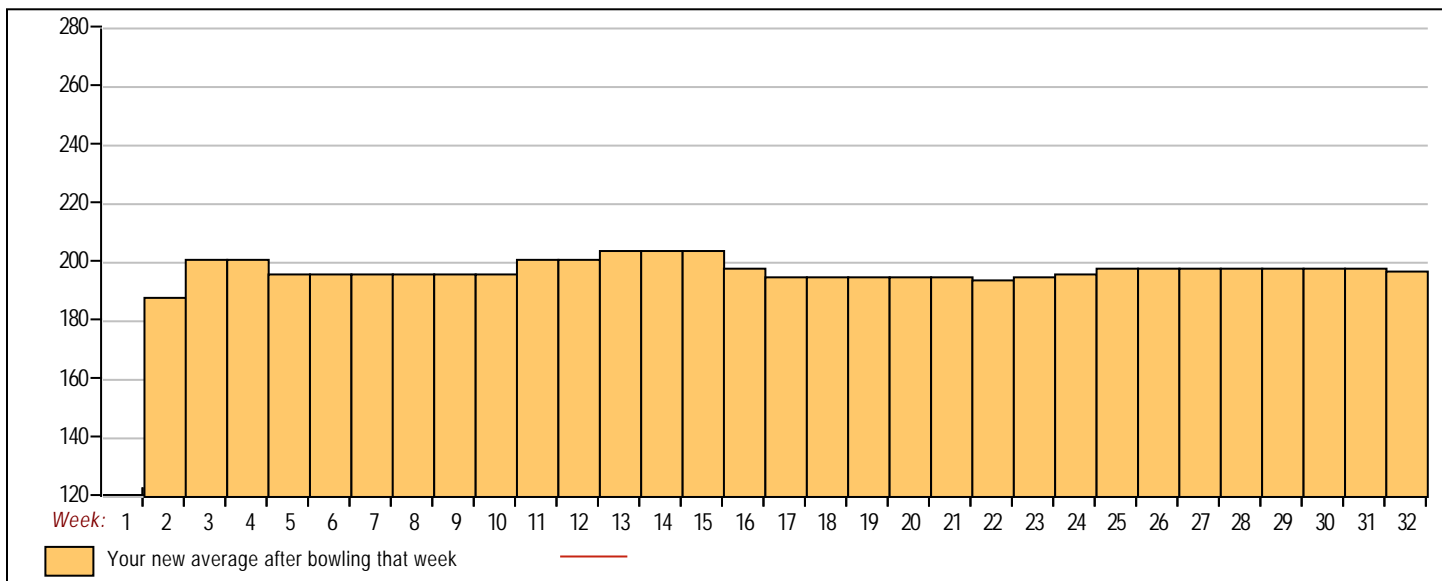
End of 2nd split

Summary table with columns: <100, 100's, 125's, 150's, 175's, 200's, 225's, 250's, 275's, 300's, <400, 400's, 450's, 500's, 550's, 600's, 650's, 700's, 750's, 800's. Values are counts.

Summary table with columns: Avg of Game 1, Avg of Game 2, Avg of Game 3. Values: 196.85, 195.15, 199.08.

High game of 279 on week 11 High series of 654 on week 25 High average of 204.06 after bowling week 13  
Low game of 130 on week 11 Low series of 496 on week 16 Low average of 188.67 after bowling week 2

High Scores by Game  
Game #1: 241 on week 23 Game #2: 279 on week 11 Game #3: 254 on week 13



Note: This report includes information through April 30 which is Week 32 of 32

Margaret Wong's Bowling Record - Team 3: Family Affair

Table with columns: Week No., Bowling Date, Old Avg, Old HDCP, -1-, -2-, -3-, Total, HDCP Total, Pins, Gms, ---Average Change--- (New - Old ---> +/-), High Game, High Sers, HDCP Game, HDCP Sers. Rows 1-16.

End of 1st split

Table with columns: Week No., Bowling Date, Old Avg, Old HDCP, -1-, -2-, -3-, Total, HDCP Total, Pins, Gms, ---Average Change--- (New - Old ---> +/-), High Game, High Sers, HDCP Game, HDCP Sers. Rows 17-32.

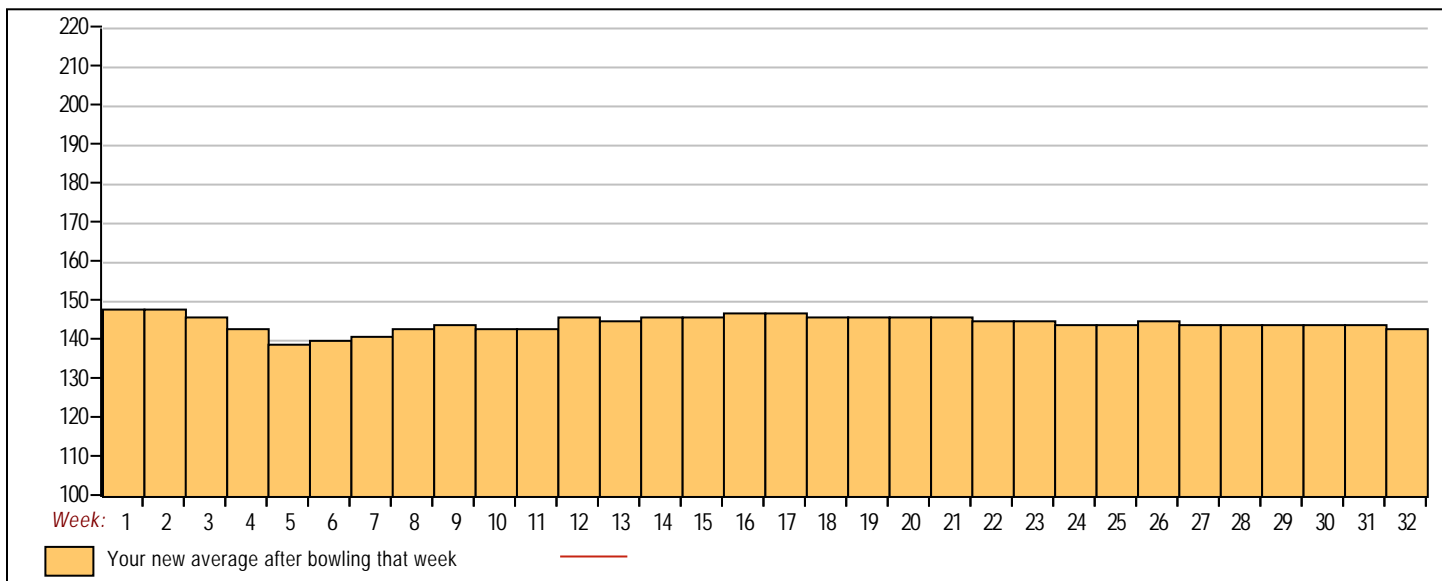
End of 2nd split

Summary table for score ranges: <100, 100's, 125's, 150's, 175's, 200's, 225's, 250's, 275's, 300's, <400, 400's, 450's, 500's, 550's, 600's, 650's, 700's, 750's, 800's.

Avg of Game 1: 143.58, Avg of Game 2: 142.74, Avg of Game 3: 145.58

High game of 213 on week 12, High series of 547 on week 12, High average of 148.00 after bowling week 1, Low game of 107 on week 13, Low series of 379 on week 5, Low average of 139.67 after bowling week 5

High Scores by Game: Game #1: 213 on week 12, Game #2: 212 on week 14, Game #3: 178 on week 26



Note: This report includes information through April 30 which is Week 32 of 32

Jack Wong's Bowling Record - Team 3: Family Affair

Table with columns: Week No., Bowling Date, Old Avg, Old HDCP, -1-, -2-, -3-, Total, HDCP Total, Pins, Gms, ---Average Change--- (New - Old ---> +/-), High Game, High Sers, HDCP Game, HDCP Sers. Rows 1-16.

End of 1st split

Table with columns: Week No., Bowling Date, Old Avg, Old HDCP, -1-, -2-, -3-, Total, HDCP Total, Pins, Gms, ---Average Change--- (New - Old ---> +/-), High Game, High Sers, HDCP Game, HDCP Sers. Rows 17-32.

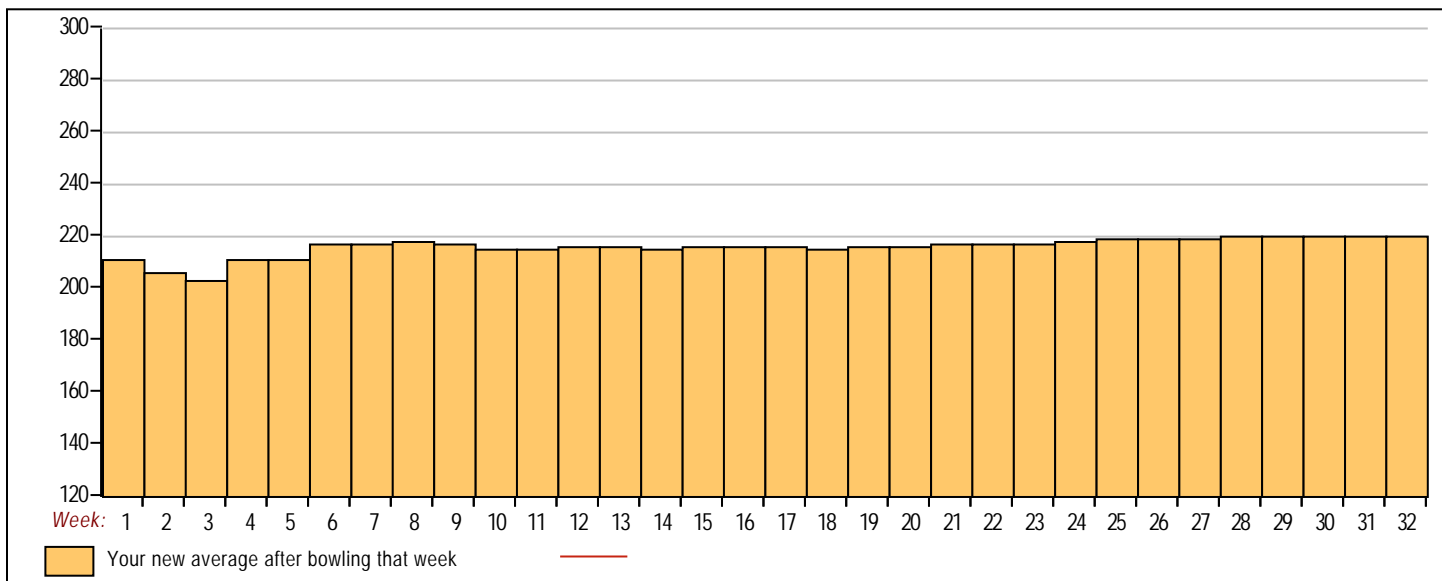
End of 2nd split

Summary table for score ranges: <100, 100's, 125's, 150's, 175's, 200's, 225's, 250's, 275's, 300's, <400, 400's, 450's, 500's, 550's, 600's, 650's, 700's, 750's, 800's.

Avg of Game 1: 217.63, Avg of Game 2: 226.38, Avg of Game 3: 216.94

High game of 289 on week 11, High series of 741 on week 6, High average of 220.76 after bowling week 30, Low game of 140 on week 3, Low series of 583 on week 14, Low average of 203.56 after bowling week 3

High Scores by Game: Game #1: 268 on week 6, Game #2: 289 on week 11, Game #3: 258 on week 28



Note: This report includes information through April 30 which is Week 32 of 32

**Wayne Hom's Bowling Record - Team 3: Family Affair**

Week No.	Bowling Date	Old Avg	Old HDCP	-1-	-2-	-3-	Total	HDCP Total	Pins	Gms	---Average Change---			High Game	High Sers	HDCP Game	HDCP Sers		
											New	Old	---> +/-						
5	10/10/23	bk205	0				0	0	0	0	-	0.00	=	0.00	0	0			
6	10/17/23	bk205	0				0	0	0	0	-	0.00	=	0.00	0	0			
7	10/24/23	bk205	0				0	0	0	0	-	0.00	=	0.00	0	0			
8	10/31/23	bk205	0				0	0	0	0	-	0.00	=	0.00	0	0			
9	11/07/23	bk205	0				0	0	0	0	-	0.00	=	0.00	0	0			
10	11/14/23	bk205	13	223	215	209	647	686	647	3	215.67	-	0.00	=	215.67	223	647	236	686
11	11/21/23	bk205	0				0	0	647	3	215.67	-	215.67	=	0.00	223	647	236	686
12	11/28/23	bk205	13	202	198	256	656	695	1303	6	217.17	-	215.67	=	1.50	256	656	269	695
13	12/05/23	bk205	0				0	0	1303	6	217.17	-	217.17	=	0.00	256	656	269	695
14	12/12/23	bk205	0				0	0	1303	6	217.17	-	217.17	=	0.00	256	656	269	695
15	12/19/23	bk205	0				0	0	1303	6	217.17	-	217.17	=	0.00	256	656	269	695
16	01/09/24	bk205	0				0	0	1303	6	217.17	-	217.17	=	0.00	256	656	269	695

**End of 1st split**

17	01/16/24	bk205	0				0	0	1303	6	217.17	-	217.17	=	0.00	256	656	269	695
18	01/23/24	bk205	0				0	0	1303	6	217.17	-	217.17	=	0.00	256	656	269	695
19	01/30/24	bk205	0				0	0	1303	6	217.17	-	217.17	=	0.00	256	656	269	695
20	02/06/24	bk205	13	246	173	170	589	628	1892	9	210.22	-	217.17	=	-6.94	256	656	269	695
21	02/13/24	210	0				0	0	1892	9	210.22	-	210.22	=	0.00	256	656	269	695
22	02/20/24	210	0				0	0	1892	9	210.22	-	210.22	=	0.00	256	656	269	695
23	02/27/24	210	0				0	0	1892	9	210.22	-	210.22	=	0.00	256	656	269	695
24	03/05/24	210	0				0	0	1892	9	210.22	-	210.22	=	0.00	256	656	269	695
25	03/12/24	210	0				0	0	1892	9	210.22	-	210.22	=	0.00	256	656	269	695
26	03/19/24	210	0				0	0	1892	9	210.22	-	210.22	=	0.00	256	656	269	695
27	03/26/24	210	0				0	0	1892	9	210.22	-	210.22	=	0.00	256	656	269	695
28	04/02/24	210	9	187	195	205	587	614	2479	12	206.58	-	210.22	=	-3.64	256	656	269	695
29	04/09/24	206	0				0	0	2479	12	206.58	-	206.58	=	0.00	256	656	269	695
30	04/16/24	206	12	211	185	212	608	644	3087	15	205.80	-	206.58	=	-0.78	256	656	269	695
31	04/23/24	205	13	178	194	183	555	594	3642	18	202.33	-	205.80	=	-3.47	256	656	269	695
32	04/30/24	202	16				0	0	3642	18	202.33	-	202.33	=	0.00	256	656	269	695

**End of 2nd split**

<u>&lt;100</u>	<u>100's</u>	<u>125's</u>	<u>150's</u>	<u>175's</u>	<u>200's</u>	<u>225's</u>	<u>250's</u>	<u>275's</u>	<u>300's</u>
			2	7	7	1	1		
<u>&lt;400</u>	<u>400's</u>	<u>450's</u>	<u>500's</u>	<u>550's</u>	<u>600's</u>	<u>650's</u>	<u>700's</u>	<u>750's</u>	<u>800's</u>
				3	2	1			

Avg of Game 1	Avg of Game 2	Avg of Game 3
207.83	193.33	205.83

High game of 256 on week 12      High series of 656 on week 12      High average of 217.17 after bowling week 12  
 Low game of 170 on week 20      Low series of 555 on week 31      Low average of 202.33 after bowling week 31

High Scores by Game  
 Game #1: 246 on week 20    Game #2: 215 on week 10    Game #3: 256 on week 12

