

Note: This report includes information through April 30 which is Week 32 of 32

Jan Jew's Bowling Record - Team 29: Oop's

Table with columns: Week No., Bowling Date, Old Avg, Old HDCP, -1-, -2-, -3-, Total, HDCP Total, Pins, Gms, ---Average Change--- (New - Old ---> +/-), High Game, High Sers, HDCP Game, HDCP Sers. Rows 1-16.

End of 1st split

Table with columns: Week No., Bowling Date, Old Avg, Old HDCP, -1-, -2-, -3-, Total, HDCP Total, Pins, Gms, ---Average Change--- (New - Old ---> +/-), High Game, High Sers, HDCP Game, HDCP Sers. Rows 17-32.

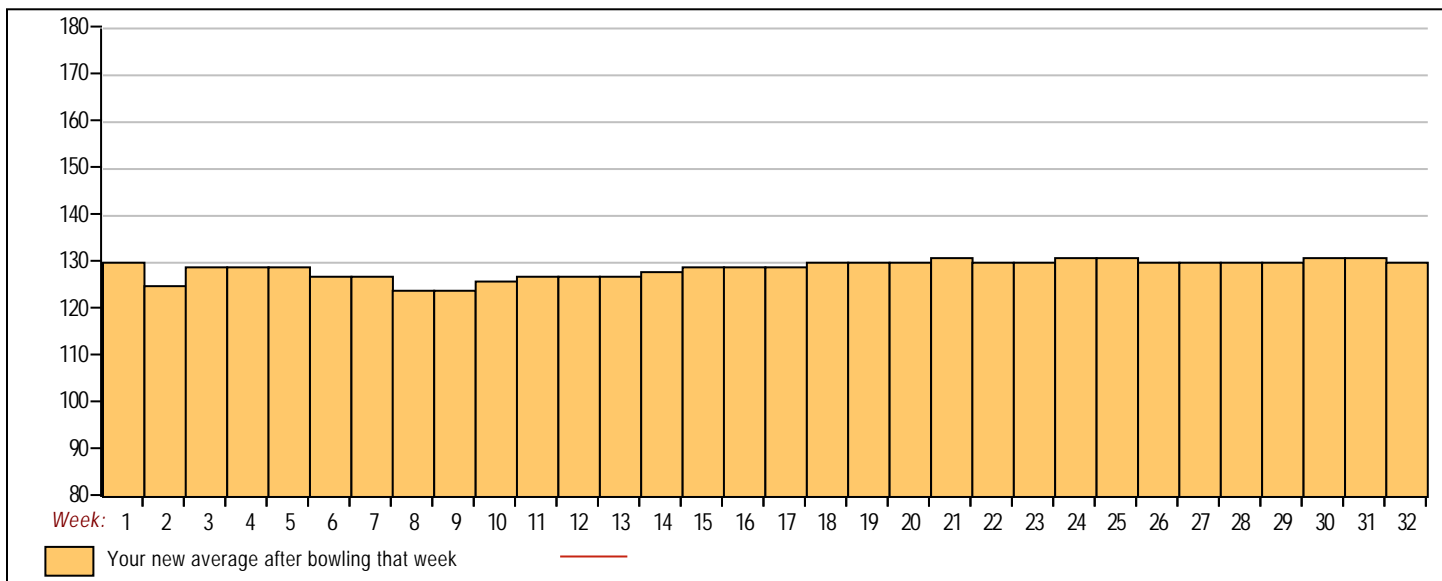
End of 2nd split

Summary table with columns: <100, 100's, 125's, 150's, 175's, 200's, 225's, 250's, 275's, 300's, <400, 400's, 450's, 500's, 550's, 600's, 650's, 700's, 750's, 800's.

Summary table with columns: Avg of Game 1 (132.36), Avg of Game 2 (125.50), Avg of Game 3 (134.36).

High game of 165 on week 18 High series of 434 on week 30 High average of 131.60 after bowling week 30
Low game of 93 on week 2 Low series of 323 on week 8 Low average of 124.22 after bowling week 8

High Scores by Game
Game #1: 165 on week 18 Game #2: 161 on week 21 Game #3: 155 on week 30



Note: This report includes information through April 30 which is Week 32 of 32

Thomas Sin's Bowling Record - Team 29: Oop's

| Week No. | Bowling Date | Old Avg | Old HDCP | Splits | | | Total | HDCP Total | Pins | Gms | ---Average Change--- | | | High Game | High Sers | HDCP Game | HDCP Sers |
|----------|--------------|---------|----------|--------|-----|-----|-------|------------|------|-----|----------------------|----------|----------|-----------|-----------|-----------|-----------|
| | | | | -1- | -2- | -3- | | | | | New - Old | ---> +/- | | | | | |
| 1 | 09/05/23 | bk173 | 42 | 185 | 189 | 150 | 524 | 650 | 524 | 3 | 174.67 | - 0.00 | = 174.67 | 189 | 524 | 231 | 650 |
| 2 | 09/12/23 | bk173 | 42 | 203 | 193 | 167 | 563 | 689 | 1087 | 6 | 181.17 | - 174.67 | = 6.50 | 203 | 563 | 245 | 689 |
| 3 | 09/19/23 | bk173 | 42 | 199 | 153 | 161 | 513 | 639 | 1600 | 9 | 177.78 | - 181.17 | = -3.39 | 203 | 563 | 245 | 689 |
| 4 | 09/26/23 | 177 | 38 | 177 | 188 | 174 | 539 | 653 | 2139 | 12 | 178.25 | - 177.78 | = 0.47 | 203 | 563 | 245 | 689 |
| 5 | 10/10/23 | 178 | 37 | 173 | 213 | 201 | 587 | 698 | 2726 | 15 | 181.73 | - 178.25 | = 3.48 | 213 | 587 | 250 | 698 |
| 6 | 10/17/23 | 181 | 35 | 157 | 149 | 178 | 484 | 589 | 3210 | 18 | 178.33 | - 181.73 | = -3.40 | 213 | 587 | 250 | 698 |
| 7 | 10/24/23 | 178 | 37 | 133 | 202 | 150 | 485 | 596 | 3695 | 21 | 175.95 | - 178.33 | = -2.38 | 213 | 587 | 250 | 698 |
| 8 | 10/31/23 | 175 | 40 | 135 | 171 | 189 | 495 | 615 | 4190 | 24 | 174.58 | - 175.95 | = -1.37 | 213 | 587 | 250 | 698 |
| 9 | 11/07/23 | 174 | 41 | 197 | 206 | 188 | 591 | 714 | 4781 | 27 | 177.07 | - 174.58 | = 2.49 | 213 | 591 | 250 | 714 |
| 10 | 11/14/23 | 177 | 38 | 190 | 170 | 185 | 545 | 659 | 5326 | 30 | 177.53 | - 177.07 | = 0.46 | 213 | 591 | 250 | 714 |
| 11 | 11/21/23 | 177 | 38 | 181 | 169 | 170 | 520 | 634 | 5846 | 33 | 177.15 | - 177.53 | = -0.38 | 213 | 591 | 250 | 714 |
| 12 | 11/28/23 | 177 | 38 | 155 | 174 | 182 | 511 | 625 | 6357 | 36 | 176.58 | - 177.15 | = -0.57 | 213 | 591 | 250 | 714 |
| 13 | 12/05/23 | 176 | 39 | 167 | 173 | 145 | 485 | 602 | 6842 | 39 | 175.44 | - 176.58 | = -1.15 | 213 | 591 | 250 | 714 |
| 14 | 12/12/23 | 175 | 0 | | | | 0 | 0 | 6842 | 39 | 175.44 | - 175.44 | = 0.00 | 213 | 591 | 250 | 714 |
| 15 | 12/19/23 | 175 | 0 | | | | 0 | 0 | 6842 | 39 | 175.44 | - 175.44 | = 0.00 | 213 | 591 | 250 | 714 |
| 16 | 01/09/24 | 175 | 40 | 161 | 156 | 163 | 480 | 600 | 7322 | 42 | 174.33 | - 175.44 | = -1.10 | 213 | 591 | 250 | 714 |

End of 1st split

| | | | | | | | | | | | | | | | | | |
|----|----------|-----|----|------|------|------|-----|-----|-------|----|--------|----------|---------|-----|-----|-----|-----|
| 17 | 01/16/24 | 174 | 41 | 182 | 173 | 181 | 536 | 659 | 7858 | 45 | 174.62 | - 174.33 | = 0.29 | 213 | 591 | 250 | 714 |
| 18 | 01/23/24 | 174 | 41 | 159 | 169 | 202 | 530 | 653 | 8388 | 48 | 174.75 | - 174.62 | = 0.13 | 213 | 591 | 250 | 714 |
| 19 | 01/30/24 | 174 | 41 | 152 | 171 | 178 | 501 | 624 | 8889 | 51 | 174.29 | - 174.75 | = -0.46 | 213 | 591 | 250 | 714 |
| 20 | 02/06/24 | 174 | 41 | 203 | 159 | 156 | 518 | 641 | 9407 | 54 | 174.20 | - 174.29 | = -0.09 | 213 | 591 | 250 | 714 |
| 21 | 02/13/24 | 174 | 0 | | | | 0 | 0 | 9407 | 54 | 174.20 | - 174.20 | = 0.00 | 213 | 591 | 250 | 714 |
| 22 | 02/20/24 | 174 | 41 | a174 | a174 | a174 | 522 | 645 | 9407 | 54 | 174.20 | - 174.20 | = 0.00 | 213 | 591 | 250 | 714 |
| 23 | 02/27/24 | 174 | 41 | a174 | a174 | a174 | 522 | 645 | 9407 | 54 | 174.20 | - 174.20 | = 0.00 | 213 | 591 | 250 | 714 |
| 24 | 03/05/24 | 174 | 41 | 160 | 194 | 159 | 513 | 636 | 9920 | 57 | 174.04 | - 174.20 | = -0.17 | 213 | 591 | 250 | 714 |
| 25 | 03/12/24 | 174 | 41 | 126 | 123 | 167 | 416 | 539 | 10336 | 60 | 172.27 | - 174.04 | = -1.77 | 213 | 591 | 250 | 714 |
| 26 | 03/19/24 | 172 | 0 | | | | 0 | 0 | 10336 | 60 | 172.27 | - 172.27 | = 0.00 | 213 | 591 | 250 | 714 |
| 27 | 03/26/24 | 172 | 43 | 115 | 217 | 210 | 542 | 671 | 10878 | 63 | 172.67 | - 172.27 | = 0.40 | 217 | 591 | 260 | 714 |
| 28 | 04/02/24 | 172 | 43 | 169 | 206 | 178 | 553 | 682 | 11431 | 66 | 173.20 | - 172.67 | = 0.53 | 217 | 591 | 260 | 714 |
| 29 | 04/09/24 | 173 | 0 | | | | 0 | 0 | 11431 | 66 | 173.20 | - 173.20 | = 0.00 | 217 | 591 | 260 | 714 |
| 30 | 04/16/24 | 173 | 42 | 159 | 180 | 150 | 489 | 615 | 11920 | 69 | 172.75 | - 173.20 | = -0.44 | 217 | 591 | 260 | 714 |
| 31 | 04/23/24 | 172 | 43 | 188 | 205 | 257 | 650 | 779 | 12570 | 72 | 174.58 | - 172.75 | = 1.83 | 257 | 650 | 300 | 779 |
| 32 | 04/30/24 | 174 | 41 | 177 | 157 | 170 | 504 | 627 | 13074 | 75 | 174.32 | - 174.58 | = -0.26 | 257 | 650 | 300 | 779 |

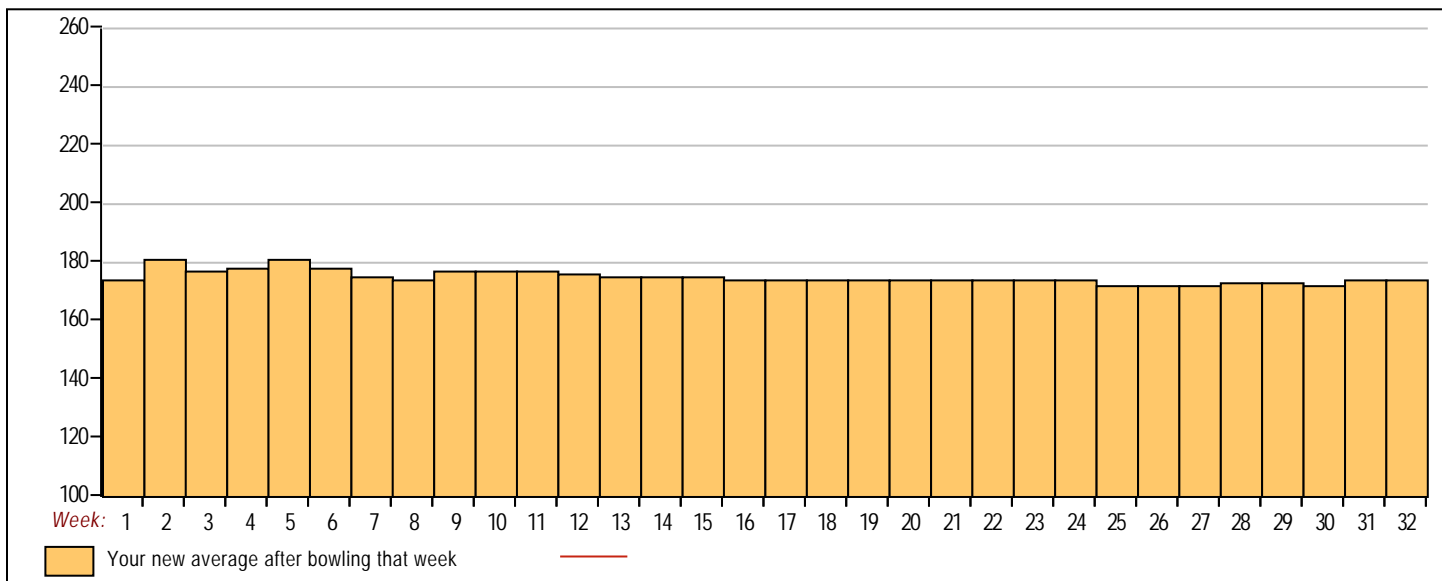
End of 2nd split

| | | | | | | | | | |
|----------------|--------------|--------------|--------------|--------------|--------------|--------------|--------------|--------------|--------------|
| <u><100</u> | <u>100's</u> | <u>125's</u> | <u>150's</u> | <u>175's</u> | <u>200's</u> | <u>225's</u> | <u>250's</u> | <u>275's</u> | <u>300's</u> |
| | 2 | 5 | 34 | 22 | 11 | | 1 | | |
| <u><400</u> | <u>400's</u> | <u>450's</u> | <u>500's</u> | <u>550's</u> | <u>600's</u> | <u>650's</u> | <u>700's</u> | <u>750's</u> | <u>800's</u> |
| | 1 | 6 | 13 | 4 | | 1 | | | |

| | | |
|----------------------|----------------------|----------------------|
| <u>Avg of Game 1</u> | <u>Avg of Game 2</u> | <u>Avg of Game 3</u> |
| 168.12 | 178.40 | 176.44 |

High game of 257 on week 31 High series of 650 on week 31 High average of 181.73 after bowling week 5
 Low game of 115 on week 27 Low series of 416 on week 25 Low average of 172.27 after bowling week 25

High Scores by Game
 Game #1: 203 on week 2 Game #2: 217 on week 27 Game #3: 257 on week 31



Note: This report includes information through April 30 which is Week 32 of 32

Sam Chang's Bowling Record - Team 29: Oop's

Table with columns: Week No., Bowling Date, Old Avg, Old HDCP, -1-, -2-, -3-, Total, HDCP Total, Pins, Gms, ---Average Change--- (New - Old ---> +/-), High Game, High Sers, HDCP Game, HDCP Sers. Rows 1-16.

End of 1st split

Table with columns: Week No., Bowling Date, Old Avg, Old HDCP, -1-, -2-, -3-, Total, HDCP Total, Pins, Gms, ---Average Change--- (New - Old ---> +/-), High Game, High Sers, HDCP Game, HDCP Sers. Rows 17-32.

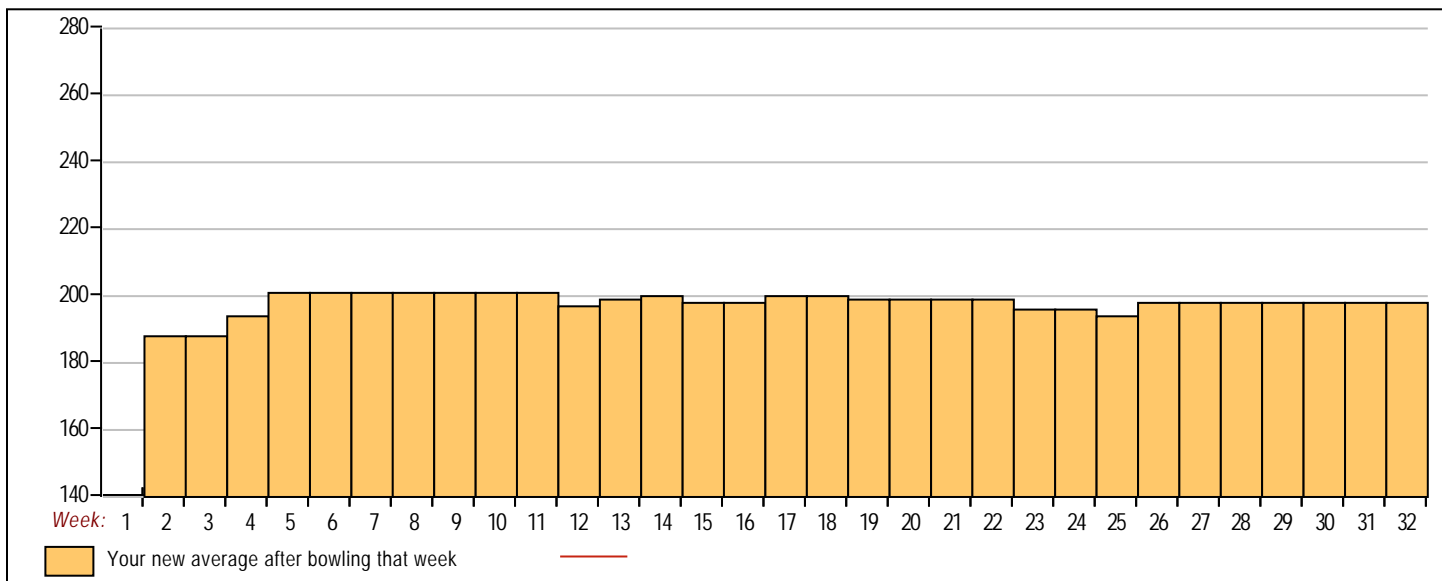
End of 2nd split

Summary table with columns: <100, 100's, 125's, 150's, 175's, 200's, 225's, 250's, 275's, 300's, <400, 400's, 450's, 500's, 550's, 600's, 650's, 700's, 750's, 800's. Values below each column.

Avg of Game 1: 197.47, Avg of Game 2: 202.00, Avg of Game 3: 196.76

High game of 268 on week 14, High series of 706 on week 26, High average of 201.00 after bowling week 5, Low game of 145 on week 14, Low series of 500 on week 23, Low average of 188.00 after bowling week 2

High Scores by Game: Game #1: 268 on week 26, Game #2: 246 on week 26, Game #3: 268 on week 14



Note: This report includes information through April 30 which is Week 32 of 32

Al Jew's Bowling Record - Team 29: Oop's

| Week No. | Bowling Date | Old Avg | Old HDCP | -1- -2- -3- | | | Total | HDCP Total | Pins | Gms | ---Average Change--- | | | High Game | High Sers | HDCP Game | HDCP Sers |
|----------|--------------|---------|----------|-------------|-----|-----|-------|------------|------|-----|----------------------|----------|----------|-----------|-----------|-----------|-----------|
| | | | | -1- | -2- | -3- | | | | | New - Old | ---> +/- | | | | | |
| 1 | 09/05/23 | bk145 | 67 | 166 | 138 | 116 | 420 | 621 | 420 | 3 | 140.00 | - 0.00 | = 140.00 | 166 | 420 | 233 | 621 |
| 2 | 09/12/23 | bk145 | 0 | | | | 0 | 0 | 420 | 3 | 140.00 | - 140.00 | = 0.00 | 166 | 420 | 233 | 621 |
| 3 | 09/19/23 | bk145 | 67 | 153 | 175 | 138 | 466 | 667 | 886 | 6 | 147.67 | - 140.00 | = 7.67 | 175 | 466 | 242 | 667 |
| 4 | 09/26/23 | bk145 | 67 | 160 | 132 | 171 | 463 | 664 | 1349 | 9 | 149.89 | - 147.67 | = 2.22 | 175 | 466 | 242 | 667 |
| 5 | 10/10/23 | 149 | 0 | | | | 0 | 0 | 1349 | 9 | 149.89 | - 149.89 | = 0.00 | 175 | 466 | 242 | 667 |
| 6 | 10/17/23 | 149 | 63 | 128 | 170 | 114 | 412 | 601 | 1761 | 12 | 146.75 | - 149.89 | = -3.14 | 175 | 466 | 242 | 667 |
| 7 | 10/24/23 | 146 | 66 | 147 | 149 | 136 | 432 | 630 | 2193 | 15 | 146.20 | - 146.75 | = -0.55 | 175 | 466 | 242 | 667 |
| 8 | 10/31/23 | 146 | 66 | 180 | 161 | 151 | 492 | 690 | 2685 | 18 | 149.17 | - 146.20 | = 2.97 | 180 | 492 | 246 | 690 |
| 9 | 11/07/23 | 149 | 63 | 145 | 147 | 159 | 451 | 640 | 3136 | 21 | 149.33 | - 149.17 | = 0.17 | 180 | 492 | 246 | 690 |
| 10 | 11/14/23 | 149 | 63 | 159 | 140 | 124 | 423 | 612 | 3559 | 24 | 148.29 | - 149.33 | = -1.04 | 180 | 492 | 246 | 690 |
| 11 | 11/21/23 | 148 | 64 | 130 | 165 | 184 | 479 | 671 | 4038 | 27 | 149.56 | - 148.29 | = 1.26 | 184 | 492 | 248 | 690 |
| 12 | 11/28/23 | 149 | 63 | 156 | 181 | 137 | 474 | 663 | 4512 | 30 | 150.40 | - 149.56 | = 0.84 | 184 | 492 | 248 | 690 |
| 13 | 12/05/23 | 150 | 63 | 143 | 127 | 159 | 429 | 618 | 4941 | 33 | 149.73 | - 150.40 | = -0.67 | 184 | 492 | 248 | 690 |
| 14 | 12/12/23 | 149 | 63 | 132 | 136 | 141 | 409 | 598 | 5350 | 36 | 148.61 | - 149.73 | = -1.12 | 184 | 492 | 248 | 690 |
| 15 | 12/19/23 | 148 | 64 | 143 | 185 | 159 | 487 | 679 | 5837 | 39 | 149.67 | - 148.61 | = 1.06 | 185 | 492 | 249 | 690 |
| 16 | 01/09/24 | 149 | 63 | 173 | 148 | 137 | 458 | 647 | 6295 | 42 | 149.88 | - 149.67 | = 0.21 | 185 | 492 | 249 | 690 |

End of 1st split

| | | | | | | | | | | | | | | | | | |
|----|----------|-----|----|-----|-----|-----|-----|-----|-------|----|--------|----------|---------|-----|-----|-----|-----|
| 17 | 01/16/24 | 149 | 63 | 150 | 107 | 168 | 425 | 614 | 6720 | 45 | 149.33 | - 149.88 | = -0.55 | 185 | 492 | 249 | 690 |
| 18 | 01/23/24 | 149 | 63 | 163 | 152 | 135 | 450 | 639 | 7170 | 48 | 149.38 | - 149.33 | = 0.04 | 185 | 492 | 249 | 690 |
| 19 | 01/30/24 | 149 | 63 | 127 | 101 | 127 | 355 | 544 | 7525 | 51 | 147.55 | - 149.38 | = -1.83 | 185 | 492 | 249 | 690 |
| 20 | 02/06/24 | 147 | 65 | 173 | 144 | 143 | 460 | 655 | 7985 | 54 | 147.87 | - 147.55 | = 0.32 | 185 | 492 | 249 | 690 |
| 21 | 02/13/24 | 147 | 65 | 158 | 157 | 151 | 466 | 661 | 8451 | 57 | 148.26 | - 147.87 | = 0.39 | 185 | 492 | 249 | 690 |
| 22 | 02/20/24 | 148 | 64 | 137 | 158 | 107 | 402 | 594 | 8853 | 60 | 147.55 | - 148.26 | = -0.71 | 185 | 492 | 249 | 690 |
| 23 | 02/27/24 | 147 | 65 | 155 | 133 | 150 | 438 | 633 | 9291 | 63 | 147.48 | - 147.55 | = -0.07 | 185 | 492 | 249 | 690 |
| 24 | 03/05/24 | 147 | 65 | 136 | 138 | 133 | 407 | 602 | 9698 | 66 | 146.94 | - 147.48 | = -0.54 | 185 | 492 | 249 | 690 |
| 25 | 03/12/24 | 146 | 66 | 132 | 109 | 132 | 373 | 571 | 10071 | 69 | 145.96 | - 146.94 | = -0.98 | 185 | 492 | 249 | 690 |
| 26 | 03/19/24 | 145 | 67 | 115 | 172 | 122 | 409 | 610 | 10480 | 72 | 145.56 | - 145.96 | = -0.40 | 185 | 492 | 249 | 690 |
| 27 | 03/26/24 | 145 | 67 | 137 | 151 | 161 | 449 | 650 | 10929 | 75 | 145.72 | - 145.56 | = 0.16 | 185 | 492 | 249 | 690 |
| 28 | 04/02/24 | 145 | 67 | 194 | 137 | 165 | 496 | 697 | 11425 | 78 | 146.47 | - 145.72 | = 0.75 | 194 | 496 | 261 | 697 |
| 29 | 04/09/24 | 146 | 66 | 157 | 126 | 139 | 422 | 620 | 11847 | 81 | 146.26 | - 146.47 | = -0.22 | 194 | 496 | 261 | 697 |
| 30 | 04/16/24 | 146 | 66 | 183 | 118 | 156 | 457 | 655 | 12304 | 84 | 146.48 | - 146.26 | = 0.22 | 194 | 496 | 261 | 697 |
| 31 | 04/23/24 | 146 | 66 | 118 | 150 | 150 | 418 | 616 | 12722 | 87 | 146.23 | - 146.48 | = -0.25 | 194 | 496 | 261 | 697 |
| 32 | 04/30/24 | 146 | 66 | | | | 0 | 0 | 12722 | 87 | 146.23 | - 146.23 | = 0.00 | 194 | 496 | 261 | 697 |

End of 2nd split

| | | | | | | | | | |
|----------------|--------------|--------------|--------------|--------------|--------------|--------------|--------------|--------------|--------------|
| <u><100</u> | <u>100's</u> | <u>125's</u> | <u>150's</u> | <u>175's</u> | <u>200's</u> | <u>225's</u> | <u>250's</u> | <u>275's</u> | <u>300's</u> |
| | 11 | 36 | 33 | 7 | | | | | |
| <u><400</u> | <u>400's</u> | <u>450's</u> | <u>500's</u> | <u>550's</u> | <u>600's</u> | <u>650's</u> | <u>700's</u> | <u>750's</u> | <u>800's</u> |
| 2 | 14 | 13 | | | | | | | |

| | | |
|----------------------|----------------------|----------------------|
| <u>Avg of Game 1</u> | <u>Avg of Game 2</u> | <u>Avg of Game 3</u> |
| 150.00 | 145.07 | 143.62 |

High game of 194 on week 28 High series of 496 on week 28 High average of 150.40 after bowling week 12
 Low game of 101 on week 19 Low series of 355 on week 19 Low average of 140.00 after bowling week 1

High Scores by Game
 Game #1: 194 on week 28 Game #2: 185 on week 15 Game #3: 184 on week 11

