

Note: This report includes information through April 30 which is Week 32 of 32

Juan Almanza's Bowling Record - Team 25: Team 25

Table with columns: Week No., Bowling Date, Old Avg, Old HDCP, -1-, -2-, -3-, Total, HDCP Total, Pins, Gms, ---Average Change--- (New - Old ---> +/-), High Game, High Sers, HDCP Game, HDCP Sers. Rows 1-16.

End of 1st split

Table with columns: Week No., Bowling Date, Old Avg, Old HDCP, -1-, -2-, -3-, Total, HDCP Total, Pins, Gms, ---Average Change--- (New - Old ---> +/-), High Game, High Sers, HDCP Game, HDCP Sers. Rows 17-32.

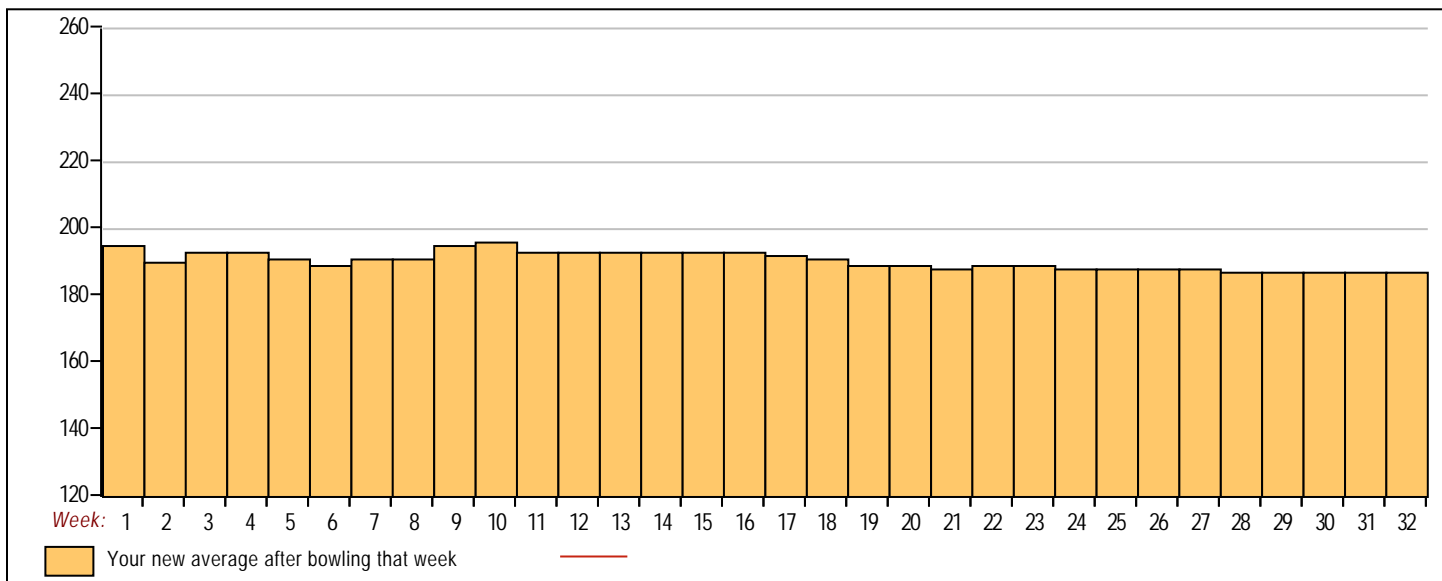
End of 2nd split

Summary table for score ranges: <100, 100's, 125's, 150's, 175's, 200's, 225's, 250's, 275's, 300's, <400, 400's, 450's, 500's, 550's, 600's, 650's, 700's, 750's, 800's.

Avg of Game 1: 183.65, Avg of Game 2: 188.27, Avg of Game 3: 191.42

High game of 247 on week 9, High series of 700 on week 9, High average of 196.80 after bowling week 10, Low game of 136 on week 28, Low series of 478 on week 19, Low average of 187.44 after bowling week 28

High Scores by Game: Game #1: 247 on week 9, Game #2: 232 on week 18, Game #3: 237 on week 31



Note: This report includes information through April 30 which is Week 32 of 32

Richard Russitano's Bowling Record - Team 25: Team 25

Week No.	Bowling Date	Old Avg	Old HDCP	-1-	-2-	-3-	Total	HDCP Total	Pins	Gms	---Average Change---			High Game	High Sers	HDCP Game	HDCP Sers		
											New	Old	---> +/-						
1	09/05/23	201	17	191	216	198	605	656	605	3	201.67	-	0.00	=	201.67	216	605		
2	09/12/23	201	17	189	203	209	601	652	1206	6	201.00	-	201.67	=	-0.67	216	605		
3	09/19/23	217	2	266	231	253	750	756	1956	9	217.33	-	201.00	=	16.33	266	750		
4	09/26/23	217	2	247	180	233	660	666	2616	12	218.00	-	217.33	=	0.67	266	750	249	666
5	10/10/23	218	1	185	203	163	551	554	3167	15	211.13	-	218.00	=	-6.87	266	750	249	666
6	10/17/23	211	8	227	202	157	586	610	3753	18	208.50	-	211.13	=	-2.63	266	750	249	666
7	10/24/23	208	10	a208	a208	a208	624	654	3753	18	208.50	-	208.50	=	0.00	266	750	249	666
8	10/31/23	208	10	172	224	193	589	619	4342	21	206.76	-	208.50	=	-1.74	266	750	249	666
9	11/07/23	206	12	235	230	214	679	715	5021	24	209.21	-	206.76	=	2.45	266	750	249	715
10	11/14/23	209	9	184	184	175	543	570	5564	27	206.07	-	209.21	=	-3.13	266	750	249	715
11	11/21/23	206	12	166	253	187	606	642	6170	30	205.67	-	206.07	=	-0.41	266	750	265	715
12	11/28/23	205	13	222	206	203	631	670	6801	33	206.09	-	205.67	=	0.42	266	750	265	715
13	12/05/23	206	12	194	184	232	610	646	7411	36	205.86	-	206.09	=	-0.23	266	750	265	715
14	12/12/23	205	13	205	258	246	709	748	8120	39	208.21	-	205.86	=	2.34	266	750	271	748
15	12/19/23	208	10	247	233	218	698	728	8818	42	209.95	-	208.21	=	1.75	266	750	271	748
16	01/09/24	209	9	219	226	190	635	662	9453	45	210.07	-	209.95	=	0.11	266	750	271	748

End of 1st split

17	01/16/24	210	9	199	178	236	613	640	10066	48	209.71	-	210.07	=	-0.36	266	750	271	748
18	01/23/24	209	9	179	221	213	613	640	10679	51	209.39	-	209.71	=	-0.32	266	750	271	748
19	01/30/24	209	9	241	202	164	607	634	11286	54	209.00	-	209.39	=	-0.39	266	750	271	748
20	02/06/24	209	9	149	249	205	603	630	11889	57	208.58	-	209.00	=	-0.42	266	750	271	748
21	02/13/24	208	10	237	192	213	642	672	12531	60	208.85	-	208.58	=	0.27	266	750	271	748
22	02/20/24	208	0				0	0	12531	60	208.85	-	208.85	=	0.00	266	750	271	748
23	02/27/24	208	10	198	165	256	619	649	13150	63	208.73	-	208.85	=	-0.12	266	750	271	748
24	03/05/24	208	10	191	178	160	529	559	13679	66	207.26	-	208.73	=	-1.47	266	750	271	748
25	03/12/24	207	11	145	226	176	547	580	14226	69	206.17	-	207.26	=	-1.08	266	750	271	748
26	03/19/24	206	12	a206	a206	a206	618	654	14226	69	206.17	-	206.17	=	0.00	266	750	271	748
27	03/26/24	206	12	171	161	227	559	595	14785	72	205.35	-	206.17	=	-0.83	266	750	271	748
28	04/02/24	205	13	210	170	224	604	643	15389	75	205.19	-	205.35	=	-0.16	266	750	271	748
29	04/09/24	205	13	a205	a205	a205	615	654	15389	75	205.19	-	205.19	=	0.00	266	750	271	748
30	04/16/24	205	13	202	206	214	622	661	16011	78	205.27	-	205.19	=	0.08	266	750	271	748
31	04/23/24	205	13	246	237	225	708	747	16719	81	206.41	-	205.27	=	1.14	266	750	271	748
32	04/30/24	206	12	215	183	267	665	701	17384	84	206.95	-	206.41	=	0.54	267	750	279	748

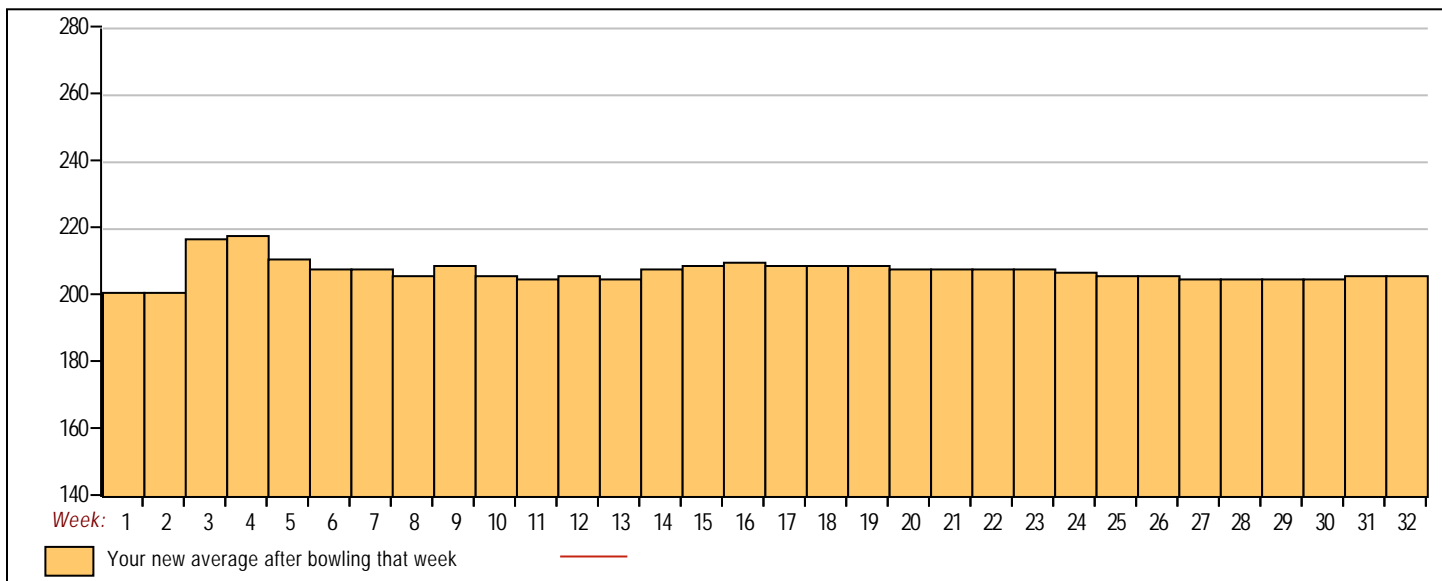
End of 2nd split

<u><100</u>	<u>100's</u>	<u>125's</u>	<u>150's</u>	<u>175's</u>	<u>200's</u>	<u>225's</u>	<u>250's</u>	<u>275's</u>	<u>300's</u>
		2	10	22	24	20	6		
<u><400</u>	<u>400's</u>	<u>450's</u>	<u>500's</u>	<u>550's</u>	<u>600's</u>	<u>650's</u>	<u>700's</u>	<u>750's</u>	<u>800's</u>
			3	4	14	4	2	1	

<u>Avg of Game 1</u>	<u>Avg of Game 2</u>	<u>Avg of Game 3</u>
204.71	207.18	208.96

High game of 267 on week 32 High series of 750 on week 3 High average of 218.00 after bowling week 4
 Low game of 145 on week 25 Low series of 529 on week 24 Low average of 201.00 after bowling week 2

High Scores by Game
 Game #1: 266 on week 3 Game #2: 258 on week 14 Game #3: 267 on week 32



Note: This report includes information through April 30 which is Week 32 of 32

Albert Wan's Bowling Record - Team 25: Team 25

Table with columns: Week No., Bowling Date, Old Avg, Old HDCP, -1-, -2-, -3-, Total, HDCP Total, Pins, Gms, ---Average Change--- (New - Old ---> +/-), High Game, High Sers, HDCP Game, HDCP Sers. Rows 1-16.

End of 1st split

Table with columns: Week No., Bowling Date, Old Avg, Old HDCP, -1-, -2-, -3-, Total, HDCP Total, Pins, Gms, ---Average Change--- (New - Old ---> +/-), High Game, High Sers, HDCP Game, HDCP Sers. Rows 17-32.

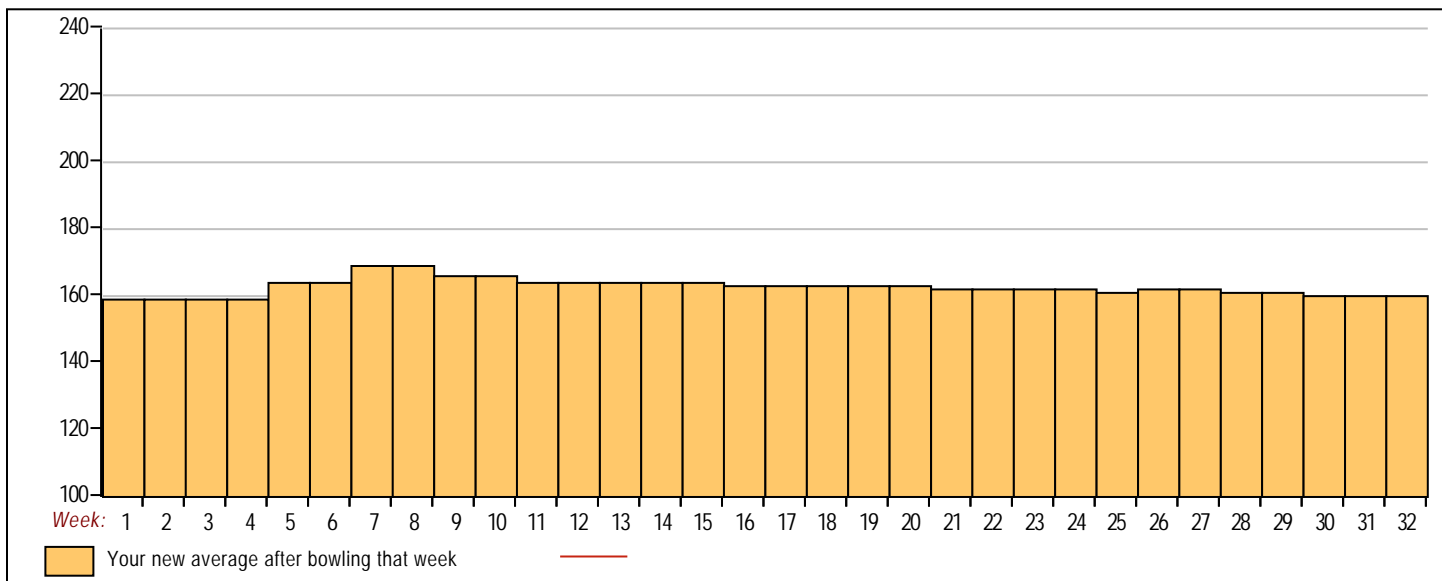
End of 2nd split

Summary table for score ranges: <100, 100's, 125's, 150's, 175's, 200's, 225's, 250's, 275's, 300's, <400, 400's, 450's, 500's, 550's, 600's, 650's, 700's, 750's, 800's.

Avg of Game 1: 160.27, Avg of Game 2: 163.69, Avg of Game 3: 156.88

High game of 227 on week 8 High series of 563 on week 7 High average of 169.33 after bowling week 8
Low game of 114 on week 28 Low series of 400 on week 28 Low average of 159.17 after bowling week 4

High Scores by Game
Game #1: 217 on week 5 Game #2: 227 on week 8 Game #3: 226 on week 26



Note: This report includes information through April 30 which is Week 32 of 32

Richard Russitano's Bowling Record - Team 25: Team 25

Week No.	Bowling Date	Old Avg	Old HDCP	-1-	-2-	-3-	Total	HDCP		Pins	Gms	---Average Change---			High Game	High Sers	HDCP Game	HDCP Sers	
								Total	Total			New - Old	--->	+/-					
5	10/10/23	bk217	0				0	0	0	0	0	-	0.00	=	0.00	0	0		
6	10/17/23	bk217	0				0	0	0	0	0	-	0.00	=	0.00	0	0		
7	10/24/23	bk217	0				0	0	0	0	0	-	0.00	=	0.00	0	0		
8	10/31/23	bk217	0				0	0	0	0	0	-	0.00	=	0.00	0	0		
9	11/07/23	bk217	0				0	0	0	0	0	-	0.00	=	0.00	0	0		
10	11/14/23	bk217	0				0	0	0	0	0	-	0.00	=	0.00	0	0		
11	11/21/23	bk217	0				0	0	0	0	0	-	0.00	=	0.00	0	0		
12	11/28/23	bk217	2	180	214	193	587	593	587	3	195.67	-	0.00	=	195.67	214	587	216	593
13	12/05/23	bk217	2	208	144	159	511	517	1098	6	183.00	-	195.67	=	-12.67	214	587	216	593
14	12/12/23	bk217	2	a217	a217	a217	651	657	1098	6	183.00	-	183.00	=	0.00	214	587	216	593
15	12/19/23	bk217	2	247	221	177	645	651	1743	9	193.67	-	183.00	=	10.67	247	645	249	651
16	01/09/24	207	0				0	0	1743	9	193.67	-	193.67	=	0.00	247	645	249	651

End of 1st split

17	01/16/24	207	0				0	0	1743	9	193.67	-	193.67	=	0.00	247	645	249	651
18	01/23/24	207	0				0	0	1743	9	193.67	-	193.67	=	0.00	247	645	249	651
19	01/30/24	207	0				0	0	1743	9	193.67	-	193.67	=	0.00	247	645	249	651
20	02/06/24	207	0				0	0	1743	9	193.67	-	193.67	=	0.00	247	645	249	651
21	02/13/24	207	0				0	0	1743	9	193.67	-	193.67	=	0.00	247	645	249	651
22	02/20/24	207	11	115	226	198	539	572	2282	12	190.17	-	193.67	=	-3.50	247	645	249	651
23	02/27/24	207	0				0	0	2282	12	190.17	-	190.17	=	0.00	247	645	249	651
24	03/05/24	207	0				0	0	2282	12	190.17	-	190.17	=	0.00	247	645	249	651
25	03/12/24	207	0				0	0	2282	12	190.17	-	190.17	=	0.00	247	645	249	651
26	03/19/24	207	0				0	0	2282	12	190.17	-	190.17	=	0.00	247	645	249	651
27	03/26/24	207	0				0	0	2282	12	190.17	-	190.17	=	0.00	247	645	249	651
28	04/02/24	207	0				0	0	2282	12	190.17	-	190.17	=	0.00	247	645	249	651
29	04/09/24	207	0				0	0	2282	12	190.17	-	190.17	=	0.00	247	645	249	651
30	04/16/24	207	0				0	0	2282	12	190.17	-	190.17	=	0.00	247	645	249	651
31	04/23/24	207	0				0	0	2282	12	190.17	-	190.17	=	0.00	247	645	249	651
32	04/30/24	207	11				0	0	2282	12	190.17	-	190.17	=	0.00	247	645	249	651

End of 2nd split

<u><100</u>	<u>100's</u>	<u>125's</u>	<u>150's</u>	<u>175's</u>	<u>200's</u>	<u>225's</u>	<u>250's</u>	<u>275's</u>	<u>300's</u>
	1	1	1	4	3	2			
<u><400</u>	<u>400's</u>	<u>450's</u>	<u>500's</u>	<u>550's</u>	<u>600's</u>	<u>650's</u>	<u>700's</u>	<u>750's</u>	<u>800's</u>
			2	1	1				

Avg of Game 1 **Avg of Game 2** **Avg of Game 3**
 187.50 201.25 181.75

High game of 247 on week 15 High series of 645 on week 15 High average of 195.67 after bowling week 12
 Low game of 115 on week 22 Low series of 511 on week 13 Low average of 183.00 after bowling week 13

High Scores by Game
 Game #1: 247 on week 15 Game #2: 226 on week 22 Game #3: 198 on week 22

