

Note: This report includes information through April 30 which is Week 32 of 32

Francis To's Bowling Record - Team 24: Cookies Monster

Week No.	Bowling Date	Old Avg	Old HDCP	-1-	-2-	-3-	Total	HDCP		Pins	Gms	---Average Change---		High Game	High Sers	HDCP Game	HDCP Sers
								Total	Total			New - Old	---> +/-				
1	09/05/23	bk182	0				0	0	0	0		- 0.00 = 0.00	0	0			
2	09/12/23	bk182	34	183	182	155	520	622	520	3		173.33 - 0.00 = 173.33	183	520	217	622	
3	09/19/23	bk182	0				0	0	520	3		173.33 - 173.33 = 0.00	183	520	217	622	
4	09/26/23	bk182	34	218	183	169	570	672	1090	6		181.67 - 173.33 = 8.33	218	570	252	672	
5	10/10/23	bk182	0				0	0	1090	6		181.67 - 181.67 = 0.00	218	570	252	672	
6	10/17/23	bk182	34	213	201	219	633	735	1723	9		191.44 - 181.67 = 9.78	219	633	253	735	
7	10/24/23	191	26	226	193	153	572	650	2295	12		191.25 - 191.44 = -0.19	226	633	253	735	
8	10/31/23	191	0				0	0	2295	12		191.25 - 191.25 = 0.00	226	633	253	735	
9	11/07/23	191	0				0	0	2295	12		191.25 - 191.25 = 0.00	226	633	253	735	
10	11/14/23	191	0				0	0	2295	12		191.25 - 191.25 = 0.00	226	633	253	735	
11	11/21/23	191	0				0	0	2295	12		191.25 - 191.25 = 0.00	226	633	253	735	
12	11/28/23	191	0				0	0	2295	12		191.25 - 191.25 = 0.00	226	633	253	735	
13	12/05/23	191	26	177	177	157	511	589	2806	15		187.07 - 191.25 = -4.18	226	633	253	735	
14	12/12/23	187	29	173	202	246	621	708	3427	18		190.39 - 187.07 = 3.32	246	633	275	735	
15	12/19/23	190	0				0	0	3427	18		190.39 - 190.39 = 0.00	246	633	275	735	
16	01/09/24	190	27	194	159	235	588	669	4015	21		191.19 - 190.39 = 0.80	246	633	275	735	

End of 1st split

17	01/16/24	191	26	189	180	180	549	627	4564	24		190.17 - 191.19 = -1.02	246	633	275	735
18	01/23/24	190	0				0	0	4564	24		190.17 - 190.17 = 0.00	246	633	275	735
19	01/30/24	190	27	a190	a190	a190	570	651	4564	24		190.17 - 190.17 = 0.00	246	633	275	735
20	02/06/24	190	27	209	147	151	507	588	5071	27		187.81 - 190.17 = -2.35	246	633	275	735
21	02/13/24	187	29	158	190	257	605	692	5676	30		189.20 - 187.81 = 1.39	257	633	286	735
22	02/20/24	189	27	192	179	199	570	651	6246	33		189.27 - 189.20 = 0.07	257	633	286	735
23	02/27/24	189	0				0	0	6246	33		189.27 - 189.27 = 0.00	257	633	286	735
24	03/05/24	189	27	202	236	184	622	703	6868	36		190.78 - 189.27 = 1.51	257	633	286	735
25	03/12/24	190	27	198	201	169	568	649	7436	39		190.67 - 190.78 = -0.11	257	633	286	735
26	03/19/24	190	27	231	206	176	613	694	8049	42		191.64 - 190.67 = 0.98	257	633	286	735
27	03/26/24	191	26	190	235	228	653	731	8702	45		193.38 - 191.64 = 1.73	257	653	286	735
28	04/02/24	193	24	202	195	210	607	679	9309	48		193.94 - 193.38 = 0.56	257	653	286	735
29	04/09/24	193	0				0	0	9309	48		193.94 - 193.94 = 0.00	257	653	286	735
30	04/16/24	193	24	a193	a193	a193	579	651	9309	48		193.94 - 193.94 = 0.00	257	653	286	735
31	04/23/24	193	24	248	213	175	636	708	9945	51		195.00 - 193.94 = 1.06	257	653	286	735
32	04/30/24	195	22	a195	a195	a195	585	651	9945	51		195.00 - 195.00 = 0.00	257	653	286	735

End of 2nd split

<u><100</u>	<u>100's</u>	<u>125's</u>	<u>150's</u>	<u>175's</u>	<u>200's</u>	<u>225's</u>	<u>250's</u>	<u>275's</u>	<u>300's</u>
		1	9	20	12	8	1		
<u><400</u>	<u>400's</u>	<u>450's</u>	<u>500's</u>	<u>550's</u>	<u>600's</u>	<u>650's</u>	<u>700's</u>	<u>750's</u>	<u>800's</u>
			4	5	7	1			

<u>Avg of Game 1</u>	<u>Avg of Game 2</u>	<u>Avg of Game 3</u>
200.18	192.88	191.94

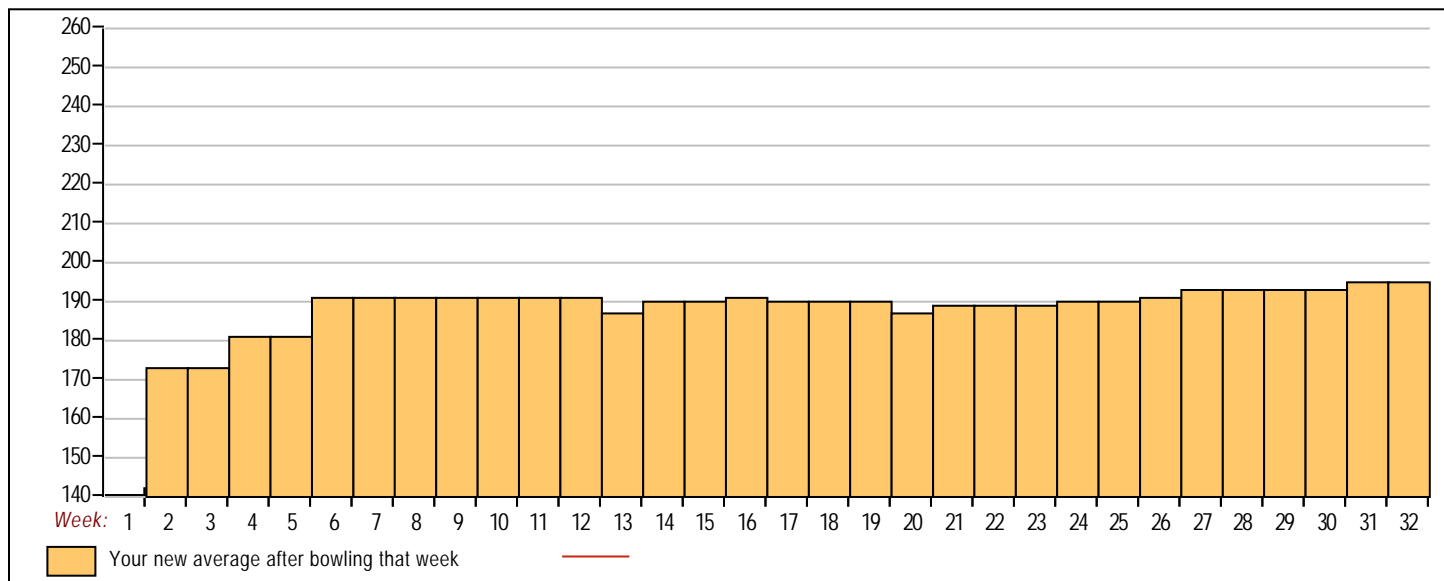
High game of 257 on week 21
Low game of 147 on week 20

High series of 653 on week 27
Low series of 507 on week 20

High average of 195.00 after bowling week 31
Low average of 173.33 after bowling week 2

High Scores by Game

Game #1: 248 on week 31 Game #2: 236 on week 24 Game #3: 257 on week 21



Note: This report includes information through April 30 which is Week 32 of 32

Danny To's Bowling Record - Team 24: Cookies Monster

Table with columns: Week No., Bowling Date, Old Avg, Old HDCP, -1-, -2-, -3-, Total, HDCP Total, Pins, Gms, ---Average Change--- (New - Old ---> +/-), High Game, High Sers, HDCP Game, HDCP Sers. Rows 1-16.

End of 1st split

Table with columns: Week No., Bowling Date, Old Avg, Old HDCP, -1-, -2-, -3-, Total, HDCP Total, Pins, Gms, ---Average Change--- (New - Old ---> +/-), High Game, High Sers, HDCP Game, HDCP Sers. Rows 17-32.

End of 2nd split

Summary table with columns: <100, 100's, 125's, 150's, 175's, 200's, 225's, 250's, 275's, 300's, <400, 400's, 450's, 500's, 550's, 600's, 650's, 700's, 750's, 800's.

Summary table with columns: Avg of Game 1 (172.94), Avg of Game 2 (185.38), Avg of Game 3 (178.06).

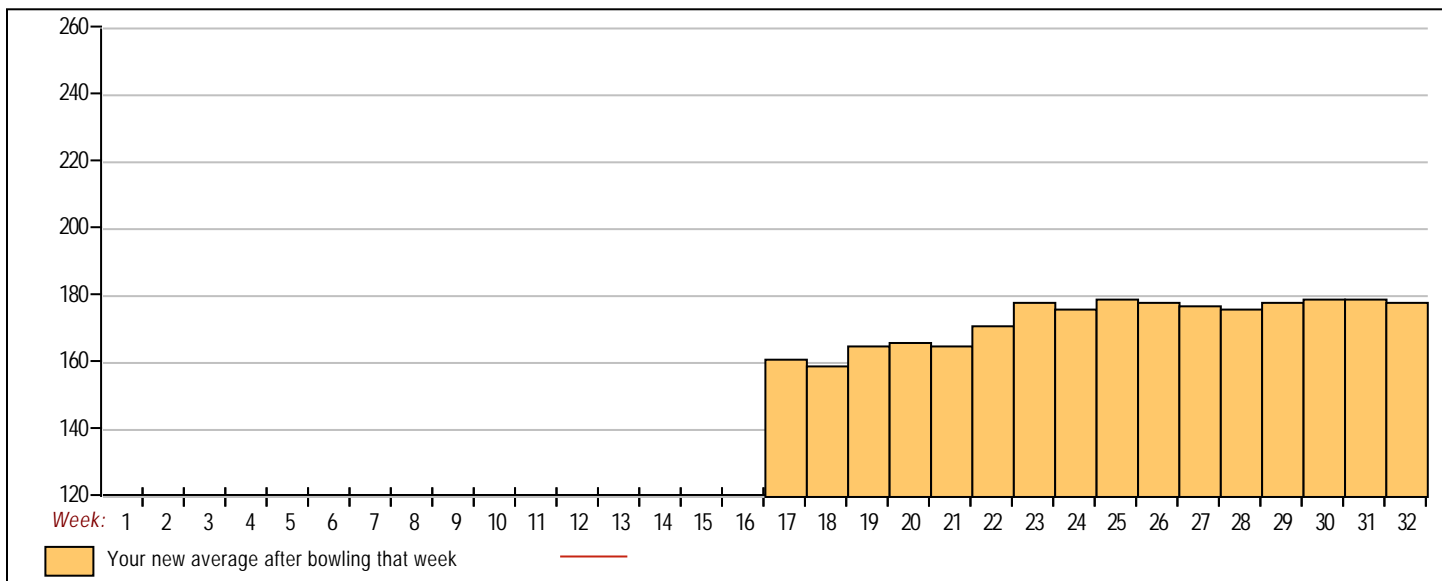
High game of 257 on week 29
Low game of 122 on week 21

High series of 674 on week 23
Low series of 475 on week 18

High average of 179.41 after bowling week 25
Low average of 159.67 after bowling week 18

High Scores by Game

Game #1: 257 on week 29 Game #2: 224 on week 30 Game #3: 243 on week 22



Note: This report includes information through April 30 which is Week 32 of 32

Tom Stepp's Bowling Record - Team 24: Cookies Monster

Table with columns: Week No., Bowling Date, Old Avg, Old HDCP, -1-, -2-, -3-, Total, HDCP Total, Pins, Gms, ---Average Change--- (New - Old ---> +/-), High Game, High Sers, HDCP Game, HDCP Sers. Rows 1-16.

End of 1st split

Table with columns: Week No., Bowling Date, Old Avg, Old HDCP, -1-, -2-, -3-, Total, HDCP Total, Pins, Gms, ---Average Change--- (New - Old ---> +/-), High Game, High Sers, HDCP Game, HDCP Sers. Rows 17-32.

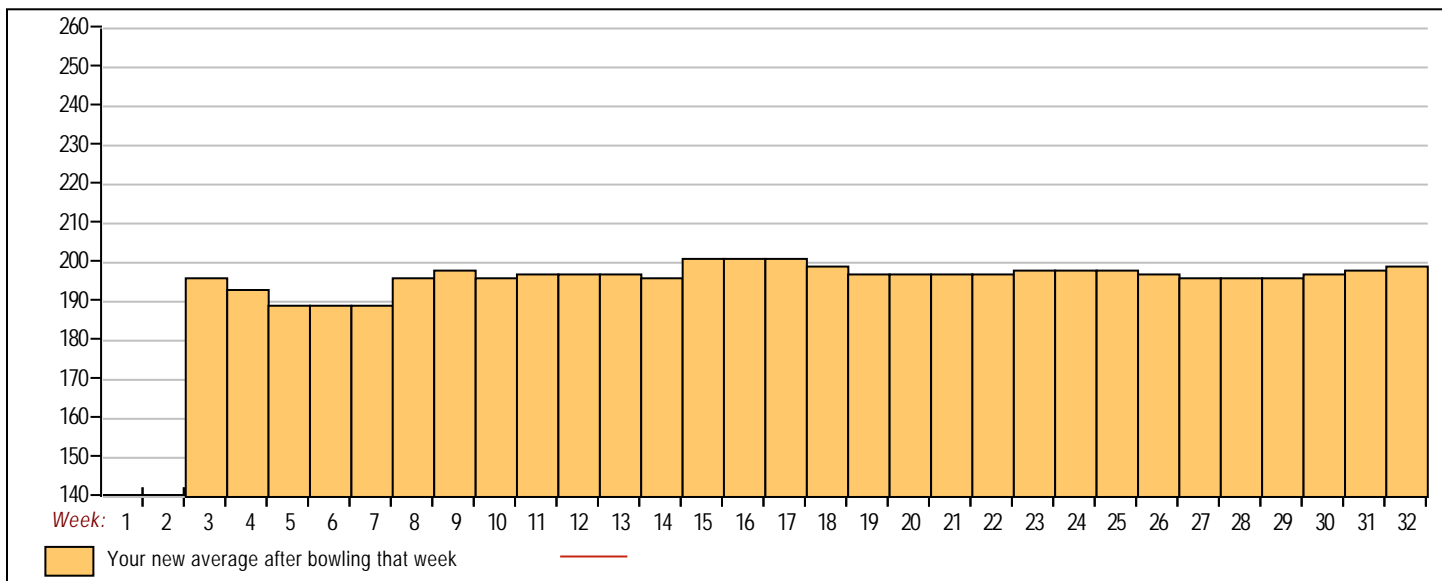
End of 2nd split

Summary table with columns: <100, 100's, 125's, 150's, 175's, 200's, 225's, 250's, 275's, 300's, <400, 400's, 450's, 500's, 550's, 600's, 650's, 700's, 750's, 800's. Values are counts.

Summary table with columns: Avg of Game 1, Avg of Game 2, Avg of Game 3. Values: 201.40, 197.65, 198.55.

High game of 255 on week 15 High series of 722 on week 15 High average of 201.33 after bowling week 15
Low game of 152 on week 5 Low series of 522 on week 19 Low average of 189.22 after bowling week 5

High Scores by Game
Game #1: 244 on week 15 Game #2: 227 on week 32 Game #3: 255 on week 15



Note: This report includes information through April 30 which is Week 32 of 32

Joannie Chan's Bowling Record - Team 24: Cookies Monster

Week No.	Bowling Date	Old Avg	Old HDCP	-1- -2- -3-			Total	HDCP Total	Pins	Gms	---Average Change---			High Game	High Sers	HDCP Game	HDCP Sers
											New - Old	---> +/-					
1	09/05/23	bk166	48	137	184	150	471	615	471	3	157.00	- 0.00	= 157.00	184	471	232	615
2	09/12/23	bk166	48	153	146	150	449	593	920	6	153.33	- 157.00	= -3.67	184	471	232	615
3	09/19/23	bk166	48	161	163	166	490	634	1410	9	156.67	- 153.33	= 3.33	184	490	232	634
4	09/26/23	156	0				0	0	1410	9	156.67	- 156.67	= 0.00	184	490	232	634
5	10/10/23	156	57	156	182	175	513	684	1923	12	160.25	- 156.67	= 3.58	184	513	239	684
6	10/17/23	160	54	205	209	170	584	746	2507	15	167.13	- 160.25	= 6.88	209	584	263	746
7	10/24/23	167	47	132	156	174	462	603	2969	18	164.94	- 167.13	= -2.19	209	584	263	746
8	10/31/23	164	50	175	170	141	486	636	3455	21	164.52	- 164.94	= -0.42	209	584	263	746
9	11/07/23	164	0				0	0	3455	21	164.52	- 164.52	= 0.00	209	584	263	746
10	11/14/23	164	0				0	0	3455	21	164.52	- 164.52	= 0.00	209	584	263	746
11	11/21/23	164	0				0	0	3455	21	164.52	- 164.52	= 0.00	209	584	263	746
12	11/28/23	164	50	167	162	158	487	637	3942	24	164.25	- 164.52	= -0.27	209	584	263	746
13	12/05/23	164	50	174	172	158	504	654	4446	27	164.67	- 164.25	= 0.42	209	584	263	746
14	12/12/23	164	50	158	125	178	461	611	4907	30	163.57	- 164.67	= -1.10	209	584	263	746
15	12/19/23	163	51	155	155	141	451	604	5358	33	162.36	- 163.57	= -1.20	209	584	263	746
16	01/09/24	162	52	137	161	158	456	612	5814	36	161.50	- 162.36	= -0.86	209	584	263	746

End of 1st split

17	01/16/24	161	0				0	0	5814	36	161.50	- 161.50	= 0.00	209	584	263	746
18	01/23/24	161	0				0	0	5814	36	161.50	- 161.50	= 0.00	209	584	263	746
19	01/30/24	161	0				0	0	5814	36	161.50	- 161.50	= 0.00	209	584	263	746
20	02/06/24	161	0				0	0	5814	36	161.50	- 161.50	= 0.00	209	584	263	746
21	02/13/24	161	53	164	185	180	529	688	6343	39	162.64	- 161.50	= 1.14	209	584	263	746
22	02/20/24	162	52	200	171	150	521	677	6864	42	163.43	- 162.64	= 0.79	209	584	263	746
23	02/27/24	163	51	a163	a163	a163	489	642	6864	42	163.43	- 163.43	= 0.00	209	584	263	746
24	03/05/24	163	51	149	158	155	462	615	7326	45	162.80	- 163.43	= -0.63	209	584	263	746
25	03/12/24	162	52	155	202	170	527	683	7853	48	163.60	- 162.80	= 0.80	209	584	263	746
26	03/19/24	163	0				0	0	7853	48	163.60	- 163.60	= 0.00	209	584	263	746
27	03/26/24	163	0				0	0	7853	48	163.60	- 163.60	= 0.00	209	584	263	746
28	04/02/24	163	0				0	0	7853	48	163.60	- 163.60	= 0.00	209	584	263	746
29	04/09/24	163	51	112	182	118	412	565	8265	51	162.06	- 163.60	= -1.55	209	584	263	746
30	04/16/24	162	0				0	0	8265	51	162.06	- 162.06	= 0.00	209	584	263	746
31	04/23/24	162	0				0	0	8265	51	162.06	- 162.06	= 0.00	209	584	263	746
32	04/30/24	162	52				0	0	8265	51	162.06	- 162.06	= 0.00	209	584	263	746

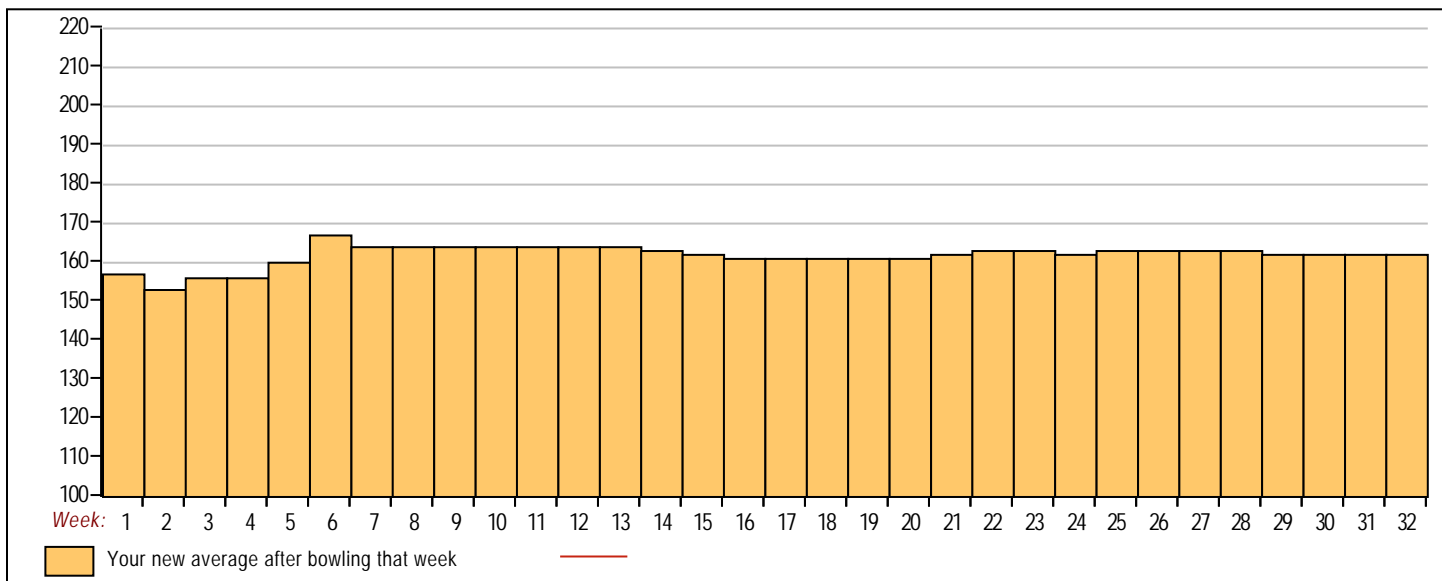
End of 2nd split

<u><100</u>	<u>100's</u>	<u>125's</u>	<u>150's</u>	<u>175's</u>	<u>200's</u>	<u>225's</u>	<u>250's</u>	<u>275's</u>	<u>300's</u>
	2	8	29	8	4				
<u><400</u>	<u>400's</u>	<u>450's</u>	<u>500's</u>	<u>550's</u>	<u>600's</u>	<u>650's</u>	<u>700's</u>	<u>750's</u>	<u>800's</u>
	2	9	5	1					

Avg of Game 1	Avg of Game 2	Avg of Game 3
158.24	169.59	158.35

High game of 209 on week 6 High series of 584 on week 6 High average of 167.13 after bowling week 6
 Low game of 112 on week 29 Low series of 412 on week 29 Low average of 153.33 after bowling week 2

High Scores by Game
 Game #1: 205 on week 6 Game #2: 209 on week 6 Game #3: 180 on week 21



Note: This report includes information through April 30 which is Week 32 of 32

Jeff Goldenberg's Bowling Record - Team 24: Cookies Monster

Table with columns: Week No., Bowling Date, Old Avg, Old HDCP, -1-, -2-, -3-, Total, HDCP Total, Pins, Gms, ---Average Change--- (New - Old ---> +/-), High Game, High Sers, HDCP Game, HDCP Sers. Rows 1-16.

End of 1st split

Table with columns: Week No., Bowling Date, Old Avg, Old HDCP, -1-, -2-, -3-, Total, HDCP Total, Pins, Gms, ---Average Change--- (New - Old ---> +/-), High Game, High Sers, HDCP Game, HDCP Sers. Rows 17-32.

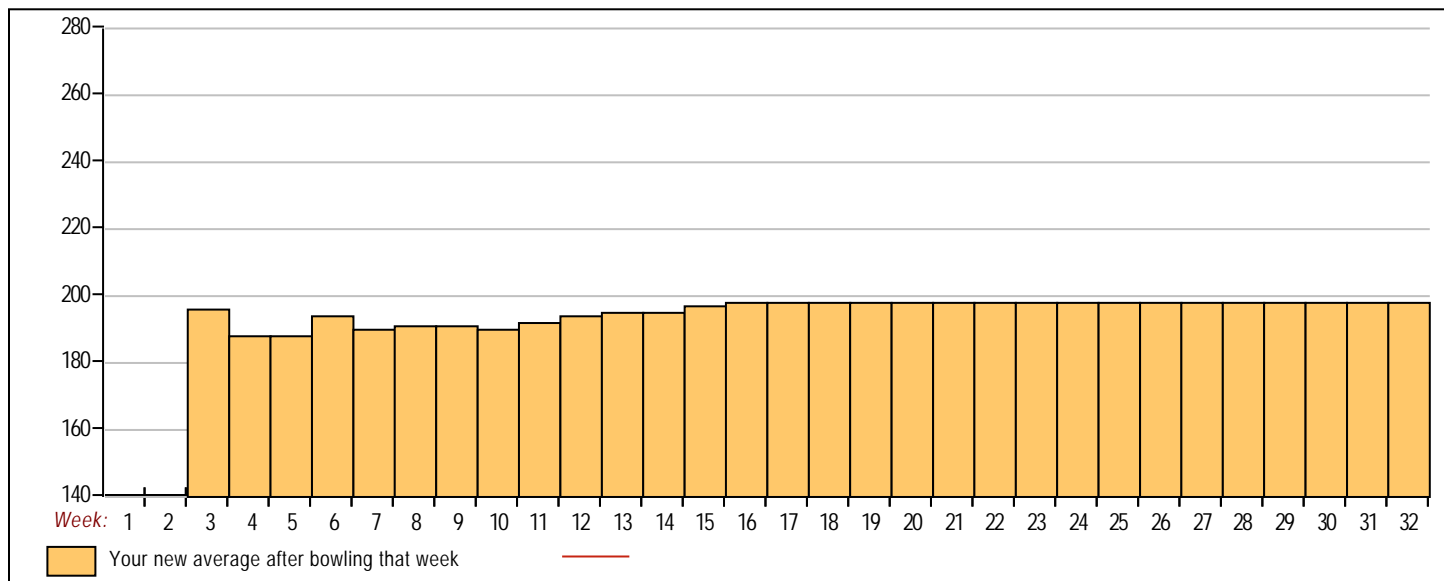
End of 2nd split

Summary table for score ranges: <100, 100's, 125's, 150's, 175's, 200's, 225's, 250's, 275's, 300's, <400, 400's, 450's, 500's, 550's, 600's, 650's, 700's, 750's, 800's.

Avg of Game 1: 207.69, Avg of Game 2: 189.00, Avg of Game 3: 198.15

High game of 265 on week 15, High series of 671 on week 15, High average of 198.72 after bowling week 16, Low game of 144 on week 4, Low series of 534 on week 7, Low average of 188.00 after bowling week 4

High Scores by Game: Game #1: 265 on week 15, Game #2: 234 on week 16, Game #3: 246 on week 9



Note: This report includes information through April 30 which is Week 32 of 32

Adam Lee's Bowling Record - Team 24: Cookies Monster

Table with columns: Week No., Bowling Date, Old Avg, Old HDCP, -1-, -2-, -3-, Total, HDCP Total, Pins, Gms, ---Average Change--- (New - Old ---> +/-), High Game, High Sers, HDCP Game, HDCP Sers. Rows 1-16.

End of 1st split

Table with columns: Week No., Bowling Date, Old Avg, Old HDCP, -1-, -2-, -3-, Total, HDCP Total, Pins, Gms, ---Average Change--- (New - Old ---> +/-), High Game, High Sers, HDCP Game, HDCP Sers. Rows 17-32.

End of 2nd split

Summary table for score ranges: <100, 100's, 125's, 150's, 175's, 200's, 225's, 250's, 275's, 300's, <400, 400's, 450's, 500's, 550's, 600's, 650's, 700's, 750's, 800's.

Avg of Game 1: 220.50, Avg of Game 2: 215.50, Avg of Game 3: 210.33

High game of 278 on week 2 High series of 678 on week 1 High average of 226.00 after bowling week 1
Low game of 160 on week 18 Low series of 597 on week 5 Low average of 215.44 after bowling week 18

High Scores by Game
Game #1: 278 on week 2 Game #2: 269 on week 1 Game #3: 238 on week 2

