

Note: This report includes information through April 30 which is Week 32 of 32

Chun Yin Chow's Bowling Record - Team 22: Team 22

Week No.	Bowling Date	Old Avg	Old HDCP	-1-	-2-	-3-	Total	HDCP Total	Pins	Gms	---Average Change---			High Game	High Sers	HDCP Game	HDCP Sers		
											New - Old	--->	+/-						
16	01/09/24	0	0				0	0	0	0	-	0.00	=	0.00	0	0			
End of 1st split																			
17	01/16/24	0	0				0	0	0	0	-	0.00	=	0.00	0	0			
18	01/23/24	0	0				0	0	0	0	-	0.00	=	0.00	0	0			
19	01/30/24	0	0				0	0	0	0	-	0.00	=	0.00	0	0			
20	02/06/24	150	63	166	145	140	451	640	451	3	150.33	-	0.00	=	150.33	166	451		
21	02/13/24	154	59	173	167	136	476	653	927	6	154.50	-	150.33	=	4.17	173	476		
22	02/20/24	154	0				0	0	927	6	154.50	-	154.50	=	0.00	173	476		
23	02/27/24	154	0				0	0	927	6	154.50	-	154.50	=	0.00	173	476		
24	03/05/24	151	62	144	163	126	433	619	1360	9	151.11	-	154.50	=	-3.39	173	476		
25	03/12/24	151	62	129	112	164	405	591	1765	12	147.08	-	151.11	=	-4.03	173	476	226	591
26	03/19/24	147	0				0	0	1765	12	147.08	-	147.08	=	0.00	173	476	226	591
27	03/26/24	147	0				0	0	1765	12	147.08	-	147.08	=	0.00	173	476	226	591
28	04/02/24	147	0				0	0	1765	12	147.08	-	147.08	=	0.00	173	476	226	591
29	04/09/24	147	0				0	0	1765	12	147.08	-	147.08	=	0.00	173	476	226	591
30	04/16/24	147	0				0	0	1765	12	147.08	-	147.08	=	0.00	173	476	226	591
31	04/23/24	147	65	175	159	166	500	695	2265	15	151.00	-	147.08	=	3.92	175	500	240	695
32	04/30/24	151	62	150	144	155	449	635	2714	18	150.78	-	151.00	=	-0.22	175	500	240	695

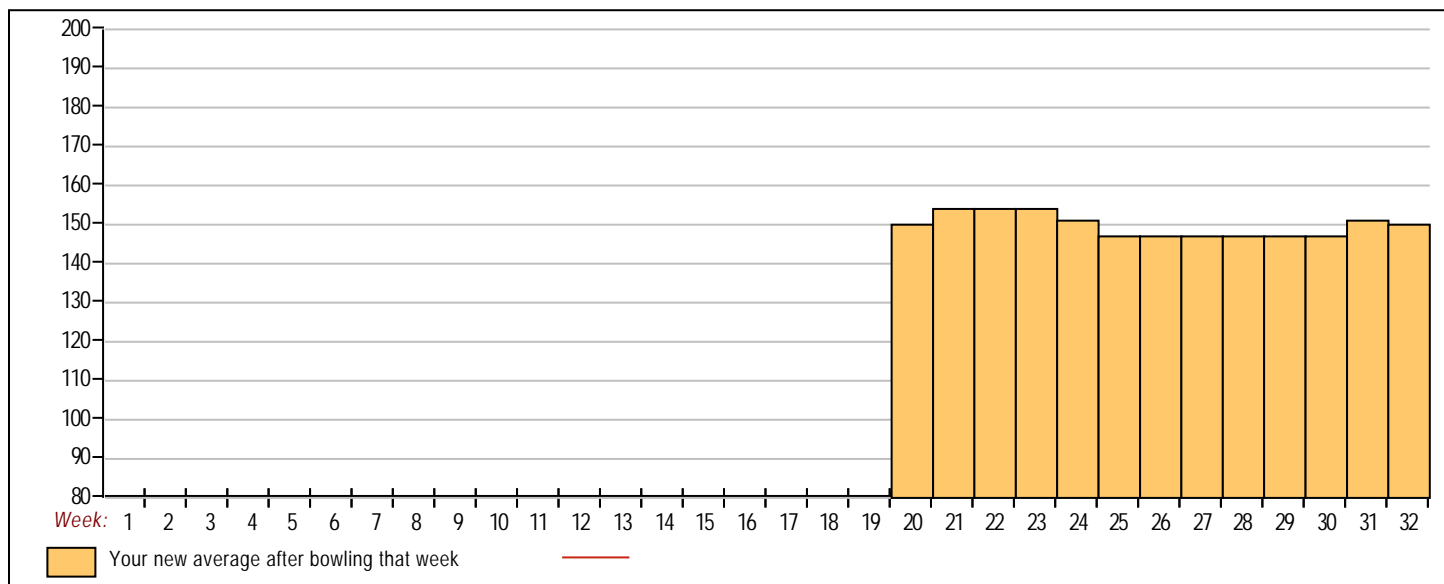
End of 2nd split

<u><100</u>	<u>100's</u>	<u>125's</u>	<u>150's</u>	<u>175's</u>	<u>200's</u>	<u>225's</u>	<u>250's</u>	<u>275's</u>	<u>300's</u>
	1	7	9	1					
<u><400</u>	<u>400's</u>	<u>450's</u>	<u>500's</u>	<u>550's</u>	<u>600's</u>	<u>650's</u>	<u>700's</u>	<u>750's</u>	<u>800's</u>
	3	2	1						
			<u>Avg of Game 1</u>	<u>Avg of Game 2</u>	<u>Avg of Game 3</u>				
			156.17	148.33	147.83				

High game of 175 on week 31 High series of 500 on week 31 High average of 154.50 after bowling week 21
 Low game of 112 on week 25 Low series of 405 on week 25 Low average of 147.08 after bowling week 25

High Scores by Game

Game #1: 175 on week 31 Game #2: 167 on week 21 Game #3: 166 on week 31



Note: This report includes information through April 30 which is Week 32 of 32

Tien Chu's Bowling Record - Team 22: Team 22

Week No.	Bowling Date	Old Avg	Old HDCP	-1-	-2-	-3-	Total	HDCP Total	Pins	Gms	---Average Change---			High Game	High Sers	HDCP Game	HDCP Sers		
											New	Old	---> +/-						
5	10/10/23	0	0				0	0	0	0	-	0.00	=	0.00	0	0			
6	10/17/23	0	0				0	0	0	0	-	0.00	=	0.00	0	0			
7	10/24/23	0	0				0	0	0	0	-	0.00	=	0.00	0	0			
8	10/31/23	0	0				0	0	0	0	-	0.00	=	0.00	0	0			
9	11/07/23	0	0				0	0	0	0	-	0.00	=	0.00	0	0			
10	11/14/23	0	0				0	0	0	0	-	0.00	=	0.00	0	0			
11	11/21/23	143	69	125	172	133	430	637	430	3	143.33	-	0.00	=	143.33	172	430		
12	11/28/23	143	0				0	0	430	3	143.33	-	143.33	=	0.00	172	430		
13	12/05/23	143	0				0	0	430	3	143.33	-	143.33	=	0.00	172	430		
14	12/12/23	143	0				0	0	430	3	143.33	-	143.33	=	0.00	172	430		
15	12/19/23	143	0				0	0	430	3	143.33	-	143.33	=	0.00	172	430		
16	01/09/24	143	0				0	0	430	3	143.33	-	143.33	=	0.00	172	430		

End of 1st split

17	01/16/24	143	0				0	0	430	3	143.33	-	143.33	=	0.00	172	430		
18	01/23/24	141	71	107	145	166	418	631	848	6	141.33	-	143.33	=	-2.00	172	430		
19	01/30/24	129	81	96	110	109	315	558	1163	9	129.22	-	141.33	=	-12.11	172	430		
20	02/06/24	129	81	114	98	128	340	583	1503	12	125.25	-	129.22	=	-3.97	172	430	209	583
21	02/13/24	125	85	163	136	102	401	656	1904	15	126.93	-	125.25	=	1.68	172	430	248	656
22	02/20/24	126	84	154	107	142	403	655	2307	18	128.17	-	126.93	=	1.23	172	430	248	656
23	02/27/24	128	82	116	108	147	371	617	2678	21	127.52	-	128.17	=	-0.64	172	430	248	656
24	03/05/24	127	0				0	0	2678	21	127.52	-	127.52	=	0.00	172	430	248	656
25	03/12/24	127	0				0	0	2678	21	127.52	-	127.52	=	0.00	172	430	248	656
26	03/19/24	127	83	125	184	130	439	688	3117	24	129.88	-	127.52	=	2.35	184	439	267	688
27	03/26/24	129	81	191	133	151	475	718	3592	27	133.04	-	129.88	=	3.16	191	475	272	718
28	04/02/24	133	0				0	0	3592	27	133.04	-	133.04	=	0.00	191	475	272	718
29	04/09/24	133	78	137	142	158	437	671	4029	30	134.30	-	133.04	=	1.26	191	475	272	718
30	04/16/24	134	77	124	142	177	443	674	4472	33	135.52	-	134.30	=	1.22	191	475	272	718
31	04/23/24	135	76	a135	a135	a135	405	633	4472	33	135.52	-	135.52	=	0.00	191	475	272	718
32	04/30/24	135	76	a135	a135	a135	405	633	4472	33	135.52	-	135.52	=	0.00	191	475	272	718

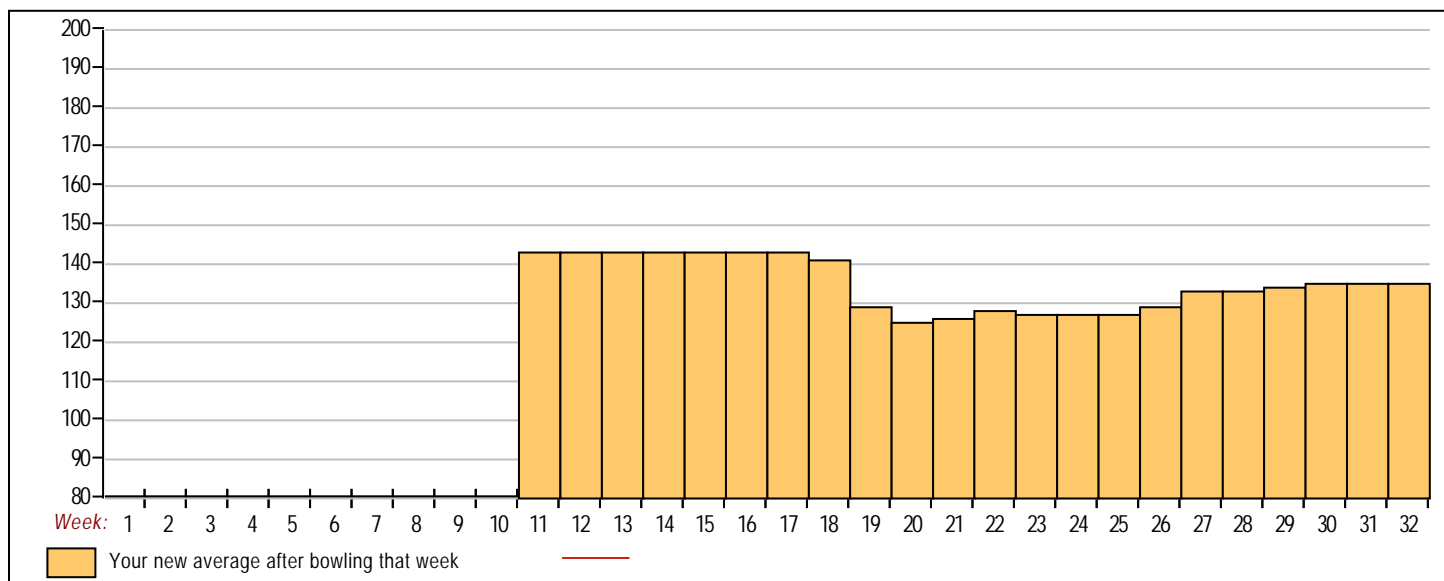
End of 2nd split

<100	100's	125's	150's	175's	200's	225's	250's	275's	300's
2	9	13	6	3					
<400	400's	450's	500's	550's	600's	650's	700's	750's	800's
3	7	1							

Avg of Game 1 **Avg of Game 2** **Avg of Game 3**
 132.00 134.27 140.27

High game of 191 on week 27 High series of 475 on week 27 High average of 143.33 after bowling week 11
 Low game of 96 on week 19 Low series of 315 on week 19 Low average of 125.25 after bowling week 20

High Scores by Game
 Game #1: 191 on week 27 Game #2: 184 on week 26 Game #3: 177 on week 30



Note: This report includes information through April 30 which is Week 32 of 32

Danny Hu's Bowling Record - Team 22: Team 22

Week No.	Bowling Date	Old Avg	Old HDCP	Splits			Total	HDCP Total	Pins	Gms	---Average Change---			High Game	High Sers	HDCP Game	HDCP Sers
				-1-	-2-	-3-					New - Old	---> +/-					
1	09/05/23	96	111	119	93	77	289	622	289	3	96.33	- 0.00	= 96.33	119	289		
2	09/12/23	122	88	146	173	127	446	710	735	6	122.50	- 96.33	= 26.17	173	446		
3	09/19/23	124	86	121	174	94	389	647	1124	9	124.89	- 122.50	= 2.39	174	446		
4	09/26/23	124	0				0	0	1124	9	124.89	- 124.89	= 0.00	174	446		
5	10/10/23	124	86	103	117	104	324	582	1448	12	120.67	- 124.89	= -4.22	174	446	203	582
6	10/17/23	120	90	119	125	161	405	675	1853	15	123.53	- 120.67	= 2.87	174	446	251	675
7	10/24/23	123	87	159	134	158	451	712	2304	18	128.00	- 123.53	= 4.47	174	451	251	712
8	10/31/23	128	82	139	160	149	448	694	2752	21	131.05	- 128.00	= 3.05	174	451	251	712
9	11/07/23	135	0				0	0	2752	21	131.05	- 131.05	= 0.00	174	451	251	712
10	11/14/23	135	0				0	0	2752	21	131.05	- 131.05	= 0.00	174	451	251	712
11	11/21/23	135	0				0	0	2752	21	131.05	- 131.05	= 0.00	174	451	251	712
12	11/28/23	135	0				0	0	2752	21	131.05	- 131.05	= 0.00	174	451	251	712
13	12/05/23	135	0				0	0	2752	21	131.05	- 131.05	= 0.00	174	451	251	712
14	12/12/23	135	0				0	0	2752	21	131.05	- 131.05	= 0.00	174	451	251	712
15	12/19/23	135	0				0	0	2752	21	131.05	- 131.05	= 0.00	174	451	251	712
16	01/09/24	135	0				0	0	2752	21	131.05	- 131.05	= 0.00	174	451	251	712

End of 1st split

17	01/16/24	135	0				0	0	2752	21	131.05	- 131.05	= 0.00	174	451	251	712
18	01/23/24	135	76	143	132	151	426	654	3178	24	132.42	- 131.05	= 1.37	174	451	251	712
19	01/30/24	135	76	a135	a135	a135	405	633	3178	24	132.42	- 132.42	= 0.00	174	451	251	712
20	02/06/24	135	0				0	0	3178	24	132.42	- 132.42	= 0.00	174	451	251	712
21	02/13/24	135	0				0	0	3178	24	132.42	- 132.42	= 0.00	174	451	251	712
22	02/20/24	135	76	127	124	142	393	621	3571	27	132.26	- 132.42	= -0.16	174	451	251	712
23	02/27/24	135	76	118	137	125	380	608	3951	30	131.70	- 132.26	= -0.56	174	451	251	712
24	03/05/24	135	76	118	121	159	398	626	4349	33	131.79	- 131.70	= 0.09	174	451	251	712
25	03/12/24	135	76	115	94	128	337	565	4686	36	130.17	- 131.79	= -1.62	174	451	251	712
26	03/19/24	135	76	135	104	127	366	594	5052	39	129.54	- 130.17	= -0.63	174	451	251	712
27	03/26/24	135	76	129	153	134	416	644	5468	42	130.19	- 129.54	= 0.65	174	451	251	712
28	04/02/24	135	76	138	172	114	424	652	5892	45	130.93	- 130.19	= 0.74	174	451	253	712
29	04/09/24	135	0				0	0	5892	45	130.93	- 130.93	= 0.00	174	451	251	712
30	04/16/24	135	76	103	134	119	356	584	6248	48	130.17	- 130.93	= -0.77	174	451	251	712
31	04/23/24	135	76	123	111	141	375	603	6623	51	129.86	- 130.17	= -0.30	174	451	251	712
32	04/30/24	135	76	149	107	145	401	629	7024	54	130.07	- 129.86	= 0.21	174	451	251	712

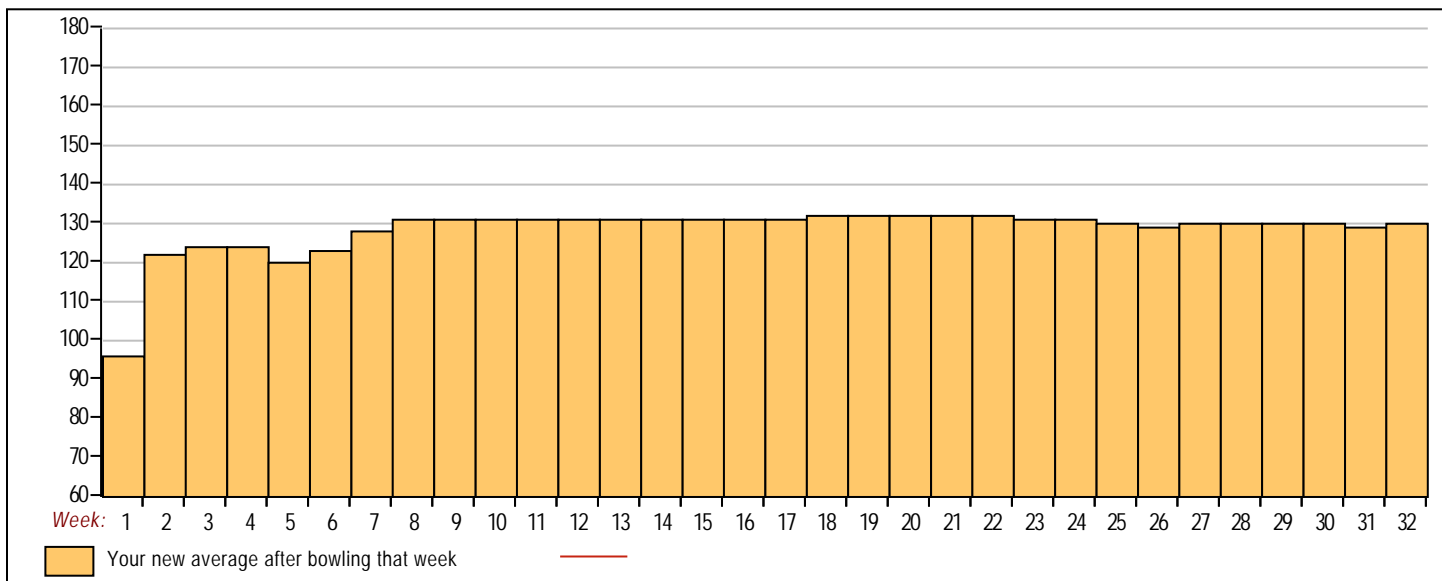
End of 2nd split

<u><100</u>	<u>100's</u>	<u>125's</u>	<u>150's</u>	<u>175's</u>	<u>200's</u>	<u>225's</u>	<u>250's</u>	<u>275's</u>	<u>300's</u>
4	18	22	10						
<u><400</u>	<u>400's</u>	<u>450's</u>	<u>500's</u>	<u>550's</u>	<u>600's</u>	<u>650's</u>	<u>700's</u>	<u>750's</u>	<u>800's</u>
10	7	1							

<u>Avg of Game 1</u>	<u>Avg of Game 2</u>	<u>Avg of Game 3</u>
128.00	131.39	130.83

High game of 174 on week 3 High series of 451 on week 7 High average of 132.42 after bowling week 18
 Low game of 77 on week 1 Low series of 289 on week 1 Low average of 96.33 after bowling week 1

High Scores by Game
 Game #1: 159 on week 7 Game #2: 174 on week 3 Game #3: 161 on week 6



Note: This report includes information through April 30 which is Week 32 of 32

Zelig Chu's Bowling Record - Team 22: Team 22

Week No.	Bowling Date	Old Avg	Old HDCP	-1-	-2-	-3-	Total	HDCP Total	Pins	Gms	---Average Change---			High Game	High Sers	HDCP Game	HDCP Sers	
											New - Old	--->	+/-					
5	10/10/23	0	0				0	0	0	0	-	0.00	=	0.00	0	0		
6	10/17/23	0	0				0	0	0	0	-	0.00	=	0.00	0	0		
7	10/24/23	168	46	162	193	149	504	642	504	3	168.00	-	0.00	=	168.00	193	504	
8	10/31/23	161	53	165	140	158	463	622	967	6	161.17	-	168.00	=	-6.83	193	504	
9	11/07/23	154	59	160	121	146	427	604	1394	9	154.89	-	161.17	=	-6.28	193	504	
10	11/14/23	154	59	156	172	189	517	694	1911	12	159.25	-	154.89	=	4.36	193	517	248
11	11/21/23	159	54	198	167	168	533	695	2444	15	162.93	-	159.25	=	3.68	198	533	252
12	11/28/23	162	52	163	156	215	534	690	2978	18	165.44	-	162.93	=	2.51	215	534	267
13	12/05/23	165	49	222	222	140	584	731	3562	21	169.62	-	165.44	=	4.17	222	584	271
14	12/12/23	169	0				0	0	3562	21	169.62	-	169.62	=	0.00	222	584	271
15	12/19/23	169	45	219	239	164	622	757	4184	24	174.33	-	169.62	=	4.71	239	622	284
16	01/09/24	186	30	191	127	151	469	559	4653	27	172.33	-	174.33	=	-2.00	239	622	284

End of 1st split

17	01/16/24	186	0				0	0	4653	27	172.33	-	172.33	=	0.00	239	622	284	757
18	01/23/24	186	30	136	161	171	468	558	5121	30	170.70	-	172.33	=	-1.63	239	622	284	757
19	01/30/24	186	30	177	118	127	422	512	5543	33	167.97	-	170.70	=	-2.73	239	622	284	757
20	02/06/24	186	30	173	198	145	516	606	6059	36	168.31	-	167.97	=	0.34	239	622	284	757
21	02/13/24	186	30	162	172	168	502	592	6561	39	168.23	-	168.31	=	-0.07	239	622	284	757
22	02/20/24	186	30	189	156	130	475	565	7036	42	167.52	-	168.23	=	-0.71	239	622	284	757
23	02/27/24	186	30	148	183	180	511	601	7547	45	167.71	-	167.52	=	0.19	239	622	284	757
24	03/05/24	186	30	215	162	151	528	618	8075	48	168.23	-	167.71	=	0.52	239	622	284	757
25	03/12/24	186	30	150	166	156	472	562	8547	51	167.59	-	168.23	=	-0.64	239	622	284	757
26	03/19/24	186	30	176	174	148	498	588	9045	54	167.50	-	167.59	=	-0.09	239	622	284	757
27	03/26/24	186	30	209	195	133	537	627	9582	57	168.11	-	167.50	=	0.61	239	622	284	757
28	04/02/24	186	30	133	174	155	462	552	10044	60	167.40	-	168.11	=	-0.71	239	622	284	757
29	04/09/24	186	30	135	140	158	433	523	10477	63	166.30	-	167.40	=	-1.10	239	622	284	757
30	04/16/24	186	30	159	190	183	532	622	11009	66	166.80	-	166.30	=	0.50	239	622	284	757
31	04/23/24	186	0				0	0	11009	66	166.80	-	166.80	=	0.00	239	622	284	757
32	04/30/24	186	30				0	0	11009	66	166.80	-	166.80	=	0.00	239	622	284	757

End of 2nd split

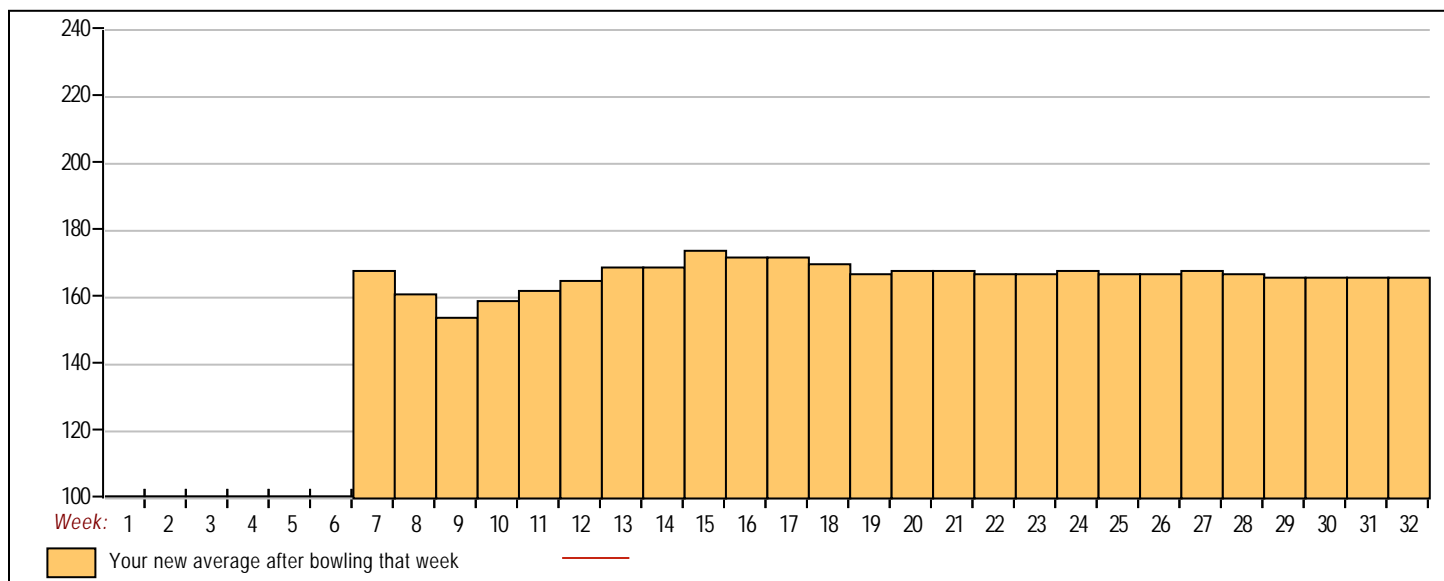
<u><100</u>	<u>100's</u>	<u>125's</u>	<u>150's</u>	<u>175's</u>	<u>200's</u>	<u>225's</u>	<u>250's</u>	<u>275's</u>	<u>300's</u>
	2	15	29	13	6	1			
<u><400</u>	<u>400's</u>	<u>450's</u>	<u>500's</u>	<u>550's</u>	<u>600's</u>	<u>650's</u>	<u>700's</u>	<u>750's</u>	<u>800's</u>
	3	7	10	1	1				

<u>Avg of Game 1</u>	<u>Avg of Game 2</u>	<u>Avg of Game 3</u>
172.64	169.36	158.41

High game of 239 on week 15 High series of 622 on week 15 High average of 174.33 after bowling week 15
 Low game of 118 on week 19 Low series of 422 on week 19 Low average of 154.89 after bowling week 9

High Scores by Game

Game #1: 222 on week 13 Game #2: 239 on week 15 Game #3: 215 on week 12



Note: This report includes information through April 30 which is Week 32 of 32

Tim Lui's Bowling Record - Team 22: Team 22

Week No.	Bowling Date	Old Avg	Old HDCP	HDCP			Total	HDCP Total	Pins	Gms	---Average Change---			High Game	High Sers	HDCP Game	HDCP Sers		
				-1-	-2-	-3-					New	Old	---> +/-						
1	09/05/23	bk206	12	189	124	258	571	607	571	3	190.33	-	0.00	=	190.33	258	571	270	607
2	09/12/23	bk206	12	279	182	179	640	676	1211	6	201.83	-	190.33	=	11.50	279	640	291	676
3	09/19/23	bk206	12	245	205	220	670	706	1881	9	209.00	-	201.83	=	7.17	279	670	291	706
4	09/26/23	209	9	a209	a209	a209	627	654	1881	9	209.00	-	209.00	=	0.00	279	670	291	706
----- Week 5 was bowled after week 13 -----																			
5	10/10/23	211	8	223	245	208	676	700	2557	12	209.00	-	0.00	=	209.00	279	676	291	712
6	10/17/23	209	9	203	195	220	618	645	3175	15	208.25	-	209.00	=	-0.75	279	676	291	706
7	10/24/23	208	0				0	0	3175	15	208.25	-	208.25	=	0.00	279	676	291	706
8	10/31/23	208	0				0	0	3175	15	208.25	-	208.25	=	0.00	279	676	291	706
9	11/07/23	208	0				0	0	3175	15	208.25	-	208.25	=	0.00	279	676	291	706
10	11/14/23	208	0				0	0	3175	15	208.25	-	208.25	=	0.00	279	676	291	706
11	11/21/23	208	10	241	200	212	653	683	3828	18	210.13	-	208.25	=	1.88	279	676	291	706
12	11/28/23	210	0				0	0	3828	18	210.13	-	210.13	=	0.00	279	676	291	706
Scores were bowled after week 13 for weeks: 5																			
13	12/05/23	210	9	231	197	229	657	684	4485	21	213.57	-	210.13	=	3.44	279	676	291	706
14	12/12/23	213	6	217	245	158	620	638	5105	24	212.71	-	213.57	=	-0.86	279	676	291	706
15	12/19/23	212	0				0	0	5105	24	212.71	-	212.71	=	0.00	279	676	291	706
16	01/09/24	212	0				0	0	5105	24	212.71	-	212.71	=	0.00	279	676	291	706

End of 1st split

17	01/16/24	212	7	185	215	220	620	641	5725	27	212.04	-	212.71	=	-0.67	279	676	291	706
18	01/23/24	212	0				0	0	5725	27	212.04	-	212.04	=	0.00	279	676	291	706
19	01/30/24	212	0				0	0	5725	27	212.04	-	212.04	=	0.00	279	676	291	706
20	02/06/24	212	0				0	0	5725	27	212.04	-	212.04	=	0.00	279	676	291	706
21	02/13/24	212	0				0	0	5725	27	212.04	-	212.04	=	0.00	279	676	291	706
22	02/20/24	212	0				0	0	5725	27	212.04	-	212.04	=	0.00	279	676	291	706
23	02/27/24	212	0				0	0	5725	27	212.04	-	212.04	=	0.00	279	676	291	706
24	03/05/24	212	0				0	0	5725	27	212.04	-	212.04	=	0.00	279	676	291	706
25	03/12/24	212	0				0	0	5725	27	212.04	-	212.04	=	0.00	279	676	291	706
26	03/19/24	212	0				0	0	5725	27	212.04	-	212.04	=	0.00	279	676	291	706
27	03/26/24	212	0				0	0	5725	27	212.04	-	212.04	=	0.00	279	676	291	706
28	04/02/24	212	7	a212	a212	a212	636	657	5725	27	212.04	-	212.04	=	0.00	279	676	291	706
29	04/09/24	212	7	a212	a212	a212	636	657	5725	27	212.04	-	212.04	=	0.00	279	676	291	706
30	04/16/24	212	0				0	0	5725	27	212.04	-	212.04	=	0.00	279	676	291	706
31	04/23/24	212	0				0	0	5725	27	212.04	-	212.04	=	0.00	279	676	291	706
32	04/30/24	212	7				0	0	5725	27	212.04	-	212.04	=	0.00	279	676	291	706

End of 2nd split

<u><100</u>	<u>100's</u>	<u>125's</u>	<u>150's</u>	<u>175's</u>	<u>200's</u>	<u>225's</u>	<u>250's</u>	<u>275's</u>	<u>300's</u>
	1		1	6	11	6	1	1	
<u><400</u>	<u>400's</u>	<u>450's</u>	<u>500's</u>	<u>550's</u>	<u>600's</u>	<u>650's</u>	<u>700's</u>	<u>750's</u>	<u>800's</u>
				1	4	4			

Avg of Game 1	Avg of Game 2	Avg of Game 3
223.67	200.89	211.56

High game of 279 on week 2 High series of 676 on week 5 High average of 213.57 after bowling week 13
 Low game of 124 on week 1 Low series of 571 on week 1 Low average of 190.33 after bowling week 1

High Scores by Game

Game #1: 279 on week 2 Game #2: 245 on week 5 Game #3: 258 on week 1

