

Note: This report includes information through April 30 which is Week 32 of 32

Sabrina Mui's Bowling Record - Team 20: Team 20

Week No.	Bowling Date	Old Avg	Old HDCP	-			Total	HDCP Total	Pins	Gms	---Average Change---			High Game	High Sers	HDCP Game	HDCP Sers		
				-1-	-2-	-3-					New	Old	---> +/-						
1	09/05/23	bk184	32	197	180	190	567	663	567	3	189.00	-	0.00	=	189.00	197	567	229	663
2	09/12/23	bk184	32	188	156	171	515	611	1082	6	180.33	-	189.00	=	-8.67	197	567	229	663
3	09/19/23	bk184	32	a184	148	236	568	664	1466	8	183.25	-	180.33	=	2.92	236	567	268	663
4	09/26/23	bk184	32	200	209	169	578	672	2044	11	185.82	-	183.25	=	2.57	236	578	268	672
5	10/10/23	185	31	192	157	211	560	653	2604	14	186.00	-	185.82	=	0.18	236	578	268	672
6	10/17/23	186	30	191	179	169	539	629	3143	17	184.88	-	186.00	=	-1.12	236	578	268	672
7	10/24/23	184	32	190	181	189	560	656	3703	20	185.15	-	184.88	=	0.27	236	578	268	672
---- Week 8 was bowled after week 9 ----																			
8	10/31/23	185	31	163	187	199	549	642	4252	23	185.15	-	0.00	=	185.15	236	578	268	672
Scores were bowled after week 9 for weeks: 8																			
9	11/07/23	185	31	216	204	145	565	658	4817	26	185.27	-	185.15	=	0.12	236	578	268	672
10	11/14/23	185	31	184	212	194	590	683	5407	29	186.45	-	185.27	=	1.18	236	590	268	683
11	11/21/23	186	30	166	221	177	564	654	5971	32	186.59	-	186.45	=	0.15	236	590	268	683
12	11/28/23	186	30	178	209	161	548	638	6519	35	186.26	-	186.59	=	-0.34	236	590	268	683
---- Week 13 was bowled after week 14 ----																			
13	12/05/23	185	31	204	178	145	527	620	7046	38	186.26	-	0.00	=	186.26	236	590	268	683
Scores were bowled after week 14 for weeks: 13																			
14	12/12/23	186	30	147	215	166	528	618	7574	41	184.73	-	186.26	=	-1.53	236	590	268	683
15	12/19/23	184	32	201	199	160	560	656	8134	44	184.86	-	184.73	=	0.13	236	590	268	683
16	01/09/24	184	32	137	202	190	529	625	8663	47	184.32	-	184.86	=	-0.54	236	590	268	683

End of 1st split

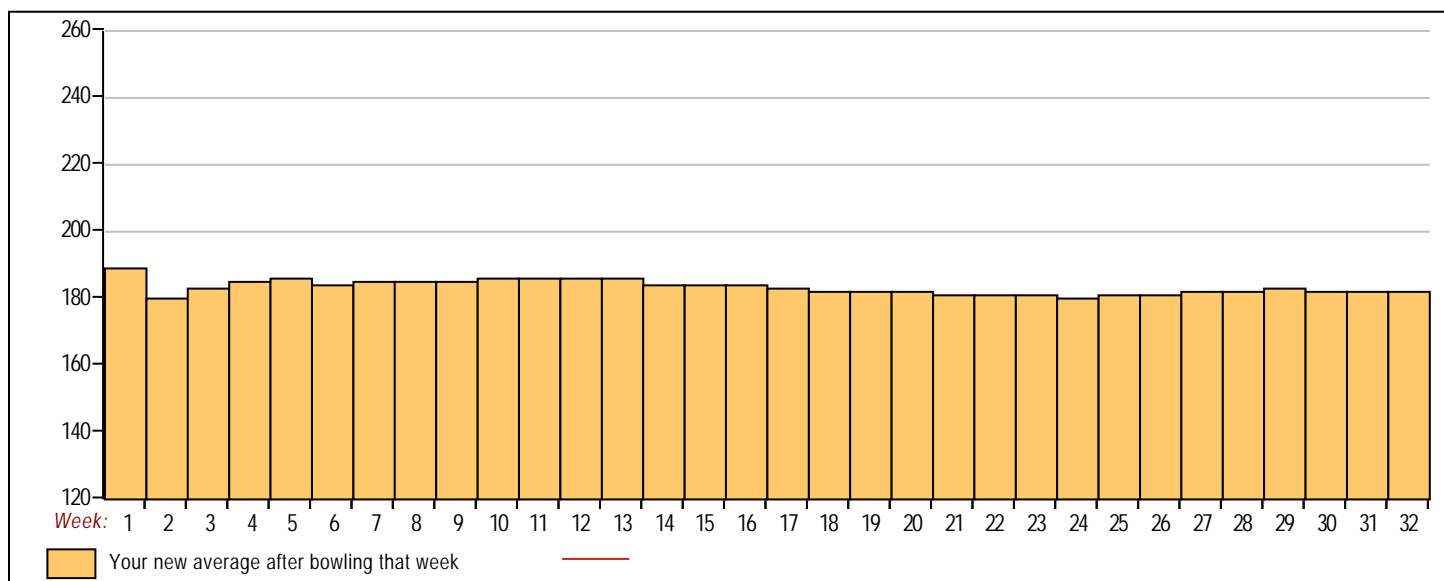
17	01/16/24	184	32	171	205	147	523	619	9186	50	183.72	-	184.32	=	-0.60	236	590	268	683
18	01/23/24	183	33	146	188	160	494	593	9680	53	182.64	-	183.72	=	-1.08	236	590	268	683
19	01/30/24	182	34	191	199	164	554	656	10234	56	182.75	-	182.64	=	0.11	236	590	268	683
20	02/06/24	182	34	181	157	167	505	607	10739	59	182.02	-	182.75	=	-0.73	236	590	268	683
21	02/13/24	182	34	180	185	158	523	625	11262	62	181.65	-	182.02	=	-0.37	236	590	268	683
22	02/20/24	181	35	144	139	252	535	640	11797	65	181.49	-	181.65	=	-0.15	252	590	287	683
23	02/27/24	181	35	162	167	232	561	666	12358	68	181.74	-	181.49	=	0.24	252	590	287	683
24	03/05/24	181	35	147	171	152	470	575	12828	71	180.68	-	181.74	=	-1.06	252	590	287	683
25	03/12/24	180	36	198	243	180	621	729	13449	74	181.74	-	180.68	=	1.07	252	621	287	729
26	03/19/24	181	35	236	179	138	553	658	14002	77	181.84	-	181.74	=	0.10	252	621	287	729
27	03/26/24	181	35	189	190	226	605	710	14607	80	182.59	-	181.84	=	0.74	252	621	287	729
28	04/02/24	182	34	190	183	182	555	657	15162	83	182.67	-	182.59	=	0.09	252	621	287	729
29	04/09/24	182	34	254	179	159	592	694	15754	86	183.19	-	182.67	=	0.51	254	621	288	729
30	04/16/24	183	33	162	179	173	514	613	16268	89	182.79	-	183.19	=	-0.40	254	621	288	729
31	04/23/24	182	34	163	182	159	504	606	16772	92	182.30	-	182.79	=	-0.48	254	621	288	729
32	04/30/24	182	34	179	194	164	537	639	17309	95	182.20	-	182.30	=	-0.10	254	621	288	729

End of 2nd split

<100	100's	125's	150's	175's	200's	225's	250's	275's	300's
		11	26	38	13	5	2		
<400	400's	450's	500's	550's	600's	650's	700's	750's	800's
		2	14	13	2				
Avg of Game 1			Avg of Game 2			Avg of Game 3			
182.16			186.78			177.66			

High game of 254 on week 29 High series of 621 on week 25 High average of 189.00 after bowling week 1
 Low game of 137 on week 16 Low series of 470 on week 24 Low average of 180.33 after bowling week 2

High Scores by Game
 Game #1: 254 on week 29 Game #2: 243 on week 25 Game #3: 252 on week 22



Note: This report includes information through April 30 which is Week 32 of 32

Darren Feng's Bowling Record - Team 20: Team 20

Table with columns: Week No., Bowling Date, Old Avg, Old HDCP, -1-, -2-, -3-, Total, HDCP Total, Pins, Gms, ---Average Change--- (New - Old ---> +/-), High Game, High Sers, HDCP Game, HDCP Sers. Rows 1-16.

End of 1st split

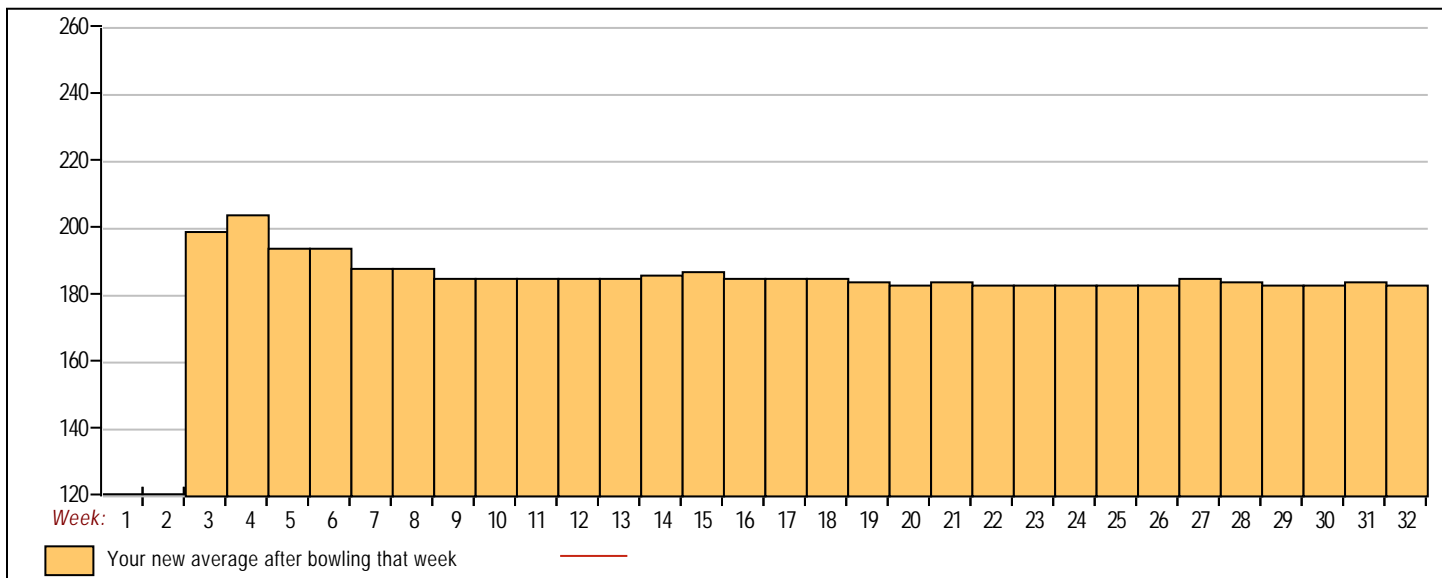
Table with columns: Week No., Bowling Date, Old Avg, Old HDCP, -1-, -2-, -3-, Total, HDCP Total, Pins, Gms, ---Average Change--- (New - Old ---> +/-), High Game, High Sers, HDCP Game, HDCP Sers. Rows 17-32.

End of 2nd split

Summary table with columns: <100, 100's, 125's, 150's, 175's, 200's, 225's, 250's, 275's, 300's, <400, 400's, 450's, 500's, 550's, 600's, 650's, 700's, 750's, 800's, Avg of Game 1, Avg of Game 2, Avg of Game 3.

High game of 247 on week 15 High series of 684 on week 27 High average of 204.67 after bowling week 4
Low game of 137 on week 28 Low series of 479 on week 28 Low average of 183.17 after bowling week 20

High Scores by Game
Game #1: 246 on week 27 Game #2: 247 on week 15 Game #3: 244 on week 27



Note: This report includes information through April 30 which is Week 32 of 32

Wayne Feng's Bowling Record - Team 20: Team 20

Table with columns: Week No., Bowling Date, Old Avg, Old HDCP, -1-, -2-, -3-, Total, HDCP Total, Pins, Gms, ---Average Change--- (New - Old ---> +/-), High Game, High Sers, HDCP Game, HDCP Sers. Rows 1-16.

End of 1st split

Table with columns: Week No., Bowling Date, Old Avg, Old HDCP, -1-, -2-, -3-, Total, HDCP Total, Pins, Gms, ---Average Change--- (New - Old ---> +/-), High Game, High Sers, HDCP Game, HDCP Sers. Rows 17-32.

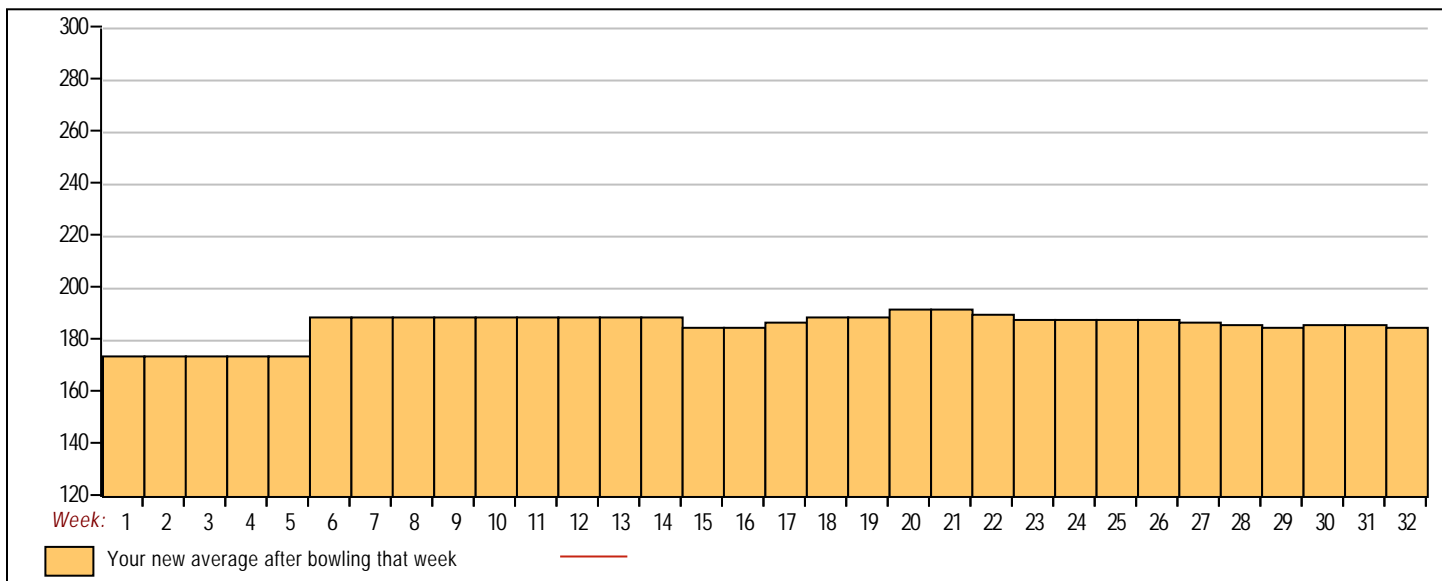
End of 2nd split

Summary table for score ranges: <100, 100's, 125's, 150's, 175's, 200's, 225's, 250's, 275's, 300's, <400, 400's, 450's, 500's, 550's, 600's, 650's, 700's, 750's, 800's.

Avg of Game 1: 193.41, Avg of Game 2: 183.53, Avg of Game 3: 178.82

High game of 288 on week 20, High series of 661 on week 6, High average of 192.96 after bowling week 20
Low game of 127 on week 2, Low series of 499 on week 22, Low average of 174.00 after bowling week 1

High Scores by Game
Game #1: 245 on week 6 Game #2: 275 on week 17 Game #3: 288 on week 20



Note: This report includes information through April 30 which is Week 32 of 32

Dick Zhu's Bowling Record - Team 20: Team 20

Week No.	Bowling Date	Old Avg	Old HDCP	Scores			Total	HDCP Total	Pins	Gms	---Average Change---			High Game	High Sers	HDCP Game	HDCP Sers
				-1-	-2-	-3-					New - Old	---> +/-					
1	09/05/23	bk199	18	269	243	212	724	778	724	3	241.33	- 0.00	= 241.33	269	724	287	778
2	09/12/23	bk199	18	187	161	177	525	579	1249	6	208.17	- 241.33	= -33.17	269	724	287	778
3	09/19/23	bk199	18	167	223	188	578	632	1827	9	203.00	- 208.17	= -5.17	269	724	287	778
4	09/26/23	203	15	206	170	172	548	593	2375	12	197.92	- 203.00	= -5.08	269	724	287	778
5	10/10/23	197	20	207	193	201	601	661	2976	15	198.40	- 197.92	= 0.48	269	724	287	778
6	10/17/23	198	19	190	165	202	557	614	3533	18	196.28	- 198.40	= -2.12	269	724	287	778
7	10/24/23	196	21	183	188	198	569	632	4102	21	195.33	- 196.28	= -0.94	269	724	287	778
---- Week 8 was bowled after week 9 ----																	
8	10/31/23	196	21	231	170	222	623	686	4725	24	195.33	- 0.00	= 195.33	269	724	287	778
Scores were bowled after week 9 for weeks: 8																	
9	11/07/23	195	22	193	221	200	614	680	5339	27	197.74	- 195.33	= 2.41	269	724	287	778
10	11/14/23	197	20	191	183	192	566	626	5905	30	196.83	- 197.74	= -0.91	269	724	287	778
11	11/21/23	196	21	183	215	215	613	676	6518	33	197.52	- 196.83	= 0.68	269	724	287	778
12	11/28/23	197	20	166	238	195	599	659	7117	36	197.69	- 197.52	= 0.18	269	724	287	778
---- Week 13 was bowled after week 14 ----																	
13	12/05/23	197	20	196	183	213	592	652	7709	39	197.69	- 0.00	= 197.69	269	724	287	778
Scores were bowled after week 14 for weeks: 13																	
14	12/12/23	197	0				0	0	7709	39	197.67	- 197.69	= -0.03	269	724	287	778
15	12/19/23	197	0				0	0	7709	39	197.67	- 197.67	= 0.00	269	724	287	778
16	01/09/24	197	0				0	0	7709	39	197.67	- 197.67	= 0.00	269	724	287	778

End of 1st split

17	01/16/24	197	20	202	196	201	599	659	8308	42	197.81	- 197.67	= 0.14	269	724	287	778
18	01/23/24	197	0				0	0	8308	42	197.81	- 197.81	= 0.00	269	724	287	778
19	01/30/24	197	20	163	180	182	525	585	8833	45	196.29	- 197.81	= -1.52	269	724	287	778
20	02/06/24	196	0				0	0	8833	45	196.29	- 196.29	= 0.00	269	724	287	778
21	02/13/24	196	21	278	182	223	683	746	9516	48	198.25	- 196.29	= 1.96	278	724	299	778
22	02/20/24	198	0				0	0	9516	48	198.25	- 198.25	= 0.00	278	724	299	778
23	02/27/24	198	19	190	230	226	646	703	10162	51	199.25	- 198.25	= 1.00	278	724	299	778
24	03/05/24	199	18	a199	217	207	623	677	10586	53	199.74	- 199.25	= 0.48	278	724	299	778
25	03/12/24	199	18	a199	a199	a199	597	651	10586	53	199.74	- 199.74	= 0.00	278	724	299	778
26	03/19/24	199	18	179	175	180	534	588	11120	56	198.57	- 199.74	= -1.16	278	724	299	778
27	03/26/24	198	0				0	0	11120	56	198.57	- 198.57	= 0.00	278	724	299	778
28	04/02/24	198	0				0	0	11120	56	198.57	- 198.57	= 0.00	278	724	299	778
29	04/09/24	198	0				0	0	11120	56	198.57	- 198.57	= 0.00	278	724	299	778
30	04/16/24	198	19	218	199	249	666	723	11786	59	199.76	- 198.57	= 1.19	278	724	299	778
31	04/23/24	199	18	223	258	163	644	698	12430	62	200.48	- 199.76	= 0.72	278	724	299	778
32	04/30/24	200	18				0	0	12430	62	200.48	- 200.48	= 0.00	278	724	299	778

End of 2nd split

<100	100's	125's	150's	175's	200's	225's	250's	275's	300's
			9	25	19	6	2	1	
<400	400's	450's	500's	550's	600's	650's	700's	750's	800's
			4	7	6	2	1		
			Avg of Game 1	Avg of Game 2	Avg of Game 3				
			201.10	199.52	200.86				

High game of 278 on week 21 High series of 724 on week 1 High average of 241.33 after bowling week 1
 Low game of 161 on week 2 Low series of 525 on week 2 Low average of 195.33 after bowling week 7

High Scores by Game
 Game #1: 278 on week 21 Game #2: 258 on week 31 Game #3: 249 on week 30

