

Note: This report includes information through April 30 which is Week 32 of 32

**Alan Duong's Bowling Record - Team 19: Team 19**

Week No.	Bowling Date	Old Avg	Old HDCP	-1-	-2-	-3-	Total	HDCP Total	Pins	Gms	---Average Change---			High Game	High Sers	HDCP Game	HDCP Sers		
											New	Old	---> +/-						
1	09/05/23	bk178	37	191	194	161	546	657	546	3	182.00	-	0.00	=	182.00	194	546	231	657
2	09/12/23	bk178	37	172	223	157	552	663	1098	6	183.00	-	182.00	=	1.00	223	552	260	663
3	09/19/23	bk178	37	a178	a178	a178	534	645	1098	6	183.00	-	183.00	=	0.00	223	552	260	663
4	09/26/23	bk178	37	144	214	230	588	699	1686	9	187.33	-	183.00	=	4.33	230	588	267	699
5	10/10/23	187	29	169	213	199	581	668	2267	12	188.92	-	187.33	=	1.58	230	588	267	699
6	10/17/23	188	28	149	166	169	484	568	2751	15	183.40	-	188.92	=	-5.52	230	588	267	699
7	10/24/23	183	33	156	186	172	514	613	3265	18	181.39	-	183.40	=	-2.01	230	588	267	699
8	10/31/23	181	35	a181	a181	a181	543	648	3265	18	181.39	-	181.39	=	0.00	230	588	267	699
9	11/07/23	181	35	188	202	216	606	711	3871	21	184.33	-	181.39	=	2.94	230	606	267	711
10	11/14/23	184	32	173	166	215	554	650	4425	24	184.38	-	184.33	=	0.04	230	606	267	711
11	11/21/23	184	32	185	168	129	482	578	4907	27	181.74	-	184.38	=	-2.63	230	606	267	711
12	11/28/23	181	35	180	176	181	537	642	5444	30	181.47	-	181.74	=	-0.27	230	606	267	711
----- Week 13 was bowled after week 15 -----																			
13	12/05/23	185	31	176	187	194	557	650	6001	33	181.47	-	0.00	=	181.47	230	606	267	711
14	12/12/23	181	35	212	242	205	659	764	6660	36	184.94	-	181.47	=	3.47	242	659	277	764
Scores were bowled after week 15 for weeks: 13																			
15	12/19/23	184	32	210	171	208	589	685	7249	39	185.87	-	184.94	=	0.93	242	659	277	764
16	01/09/24	185	31	a185	a185	a185	555	648	7249	39	185.87	-	185.87	=	0.00	242	659	277	764

**End of 1st split**

17	01/16/24	185	31	180	201	213	594	687	7843	42	186.74	-	185.87	=	0.87	242	659	277	764
----- Week 18 was bowled after week 20 -----																			
18	01/23/24	184	32	235	162	166	563	659	8406	45	186.74	-	0.00	=	186.74	242	659	277	764
19	01/30/24	186	30	179	158	164	501	591	8907	48	185.42	-	186.74	=	-1.32	242	659	277	764
Scores were bowled after week 20 for weeks: 18																			
20	02/06/24	185	31	159	197	178	534	627	9441	51	185.12	-	185.42	=	-0.30	242	659	277	764
21	02/13/24	185	31	237	196	175	608	701	10049	54	186.09	-	185.12	=	0.97	242	659	277	764
----- Week 22 was bowled after week 23 -----																			
22	02/20/24	186	30	165	184	201	550	640	10599	57	186.09	-	0.00	=	186.09	242	659	277	764
Scores were bowled after week 23 for weeks: 22																			
23	02/27/24	186	30	181	201	180	562	652	11161	60	186.02	-	186.09	=	-0.08	242	659	277	764
24	03/05/24	186	30	194	168	204	566	656	11727	63	186.14	-	186.02	=	0.13	242	659	277	764
----- Week 25 was bowled after week 29 -----																			
25	03/12/24	184	32	163	167	165	495	591	12222	66	186.14	-	0.00	=	186.14	242	659	277	764
26	03/19/24	186	30	184	174	141	499	589	12721	69	185.24	-	186.14	=	-0.90	242	659	277	764
27	03/26/24	185	31	195	172	157	524	617	13245	72	184.78	-	185.24	=	-0.46	242	659	277	764
28	04/02/24	184	32	166	194	161	521	617	13766	75	184.32	-	184.78	=	-0.46	242	659	277	764
Scores were bowled after week 29 for weeks: 25																			
29	04/09/24	184	32	205	178	161	544	640	14310	78	183.46	-	184.32	=	-0.86	242	659	277	764
----- Week 30 was bowled after week 31 -----																			
30	04/16/24	183	33	160	182	173	515	614	14825	81	183.46	-	0.00	=	183.46	242	659	277	764
Scores were bowled after week 31 for weeks: 30																			
31	04/23/24	183	33	174	191	172	537	636	15362	84	182.88	-	183.46	=	-0.58	242	659	277	764
32	04/30/24	182	34	123	175	170	468	570	15830	87	181.95	-	182.88	=	-0.93	242	659	277	764

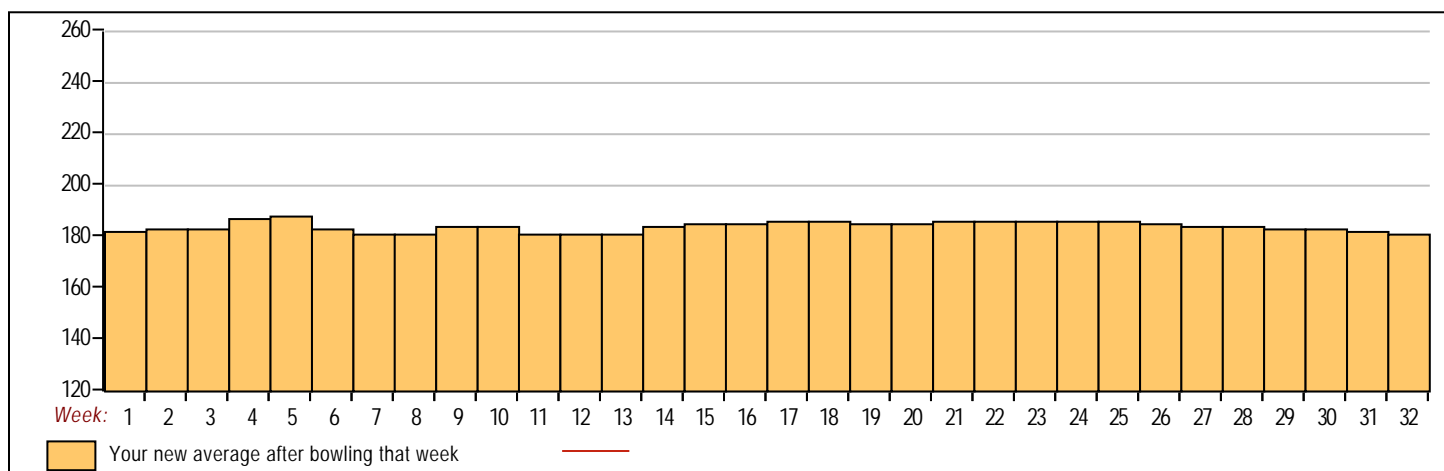
**End of 2nd split**

<u>&lt;100</u>	<u>100's</u>	<u>125's</u>	<u>150's</u>	<u>175's</u>	<u>200's</u>	<u>225's</u>	<u>250's</u>	<u>275's</u>	<u>300's</u>
	1	4	33	29	16	4			
<u>&lt;400</u>	<u>400's</u>	<u>450's</u>	<u>500's</u>	<u>550's</u>	<u>600's</u>	<u>650's</u>	<u>700's</u>	<u>750's</u>	<u>800's</u>
		5	10	11	2	1			
<u>Avg of Game 1</u>			<u>Avg of Game 2</u>			<u>Avg of Game 3</u>			
179.48			186.48			179.90			

High game of 242 on week 14      High series of 659 on week 14      High average of 188.92 after bowling week 5  
 Low game of 123 on week 32      Low series of 468 on week 32      Low average of 181.39 after bowling week 7

High Scores by Game

Game #1: 237 on week 21    Game #2: 242 on week 14    Game #3: 230 on week 4



Note: This report includes information through April 30 which is Week 32 of 32

**Brandon Nishimura's Bowling Record - Team 19: Team 19**

Table with columns: Week No., Bowling Date, Old Avg, Old HDCP, -1-, -2-, -3-, Total, HDCP Total, Pins, Gms, ---Average Change--- (New - Old ---> +/-), High Game, High Sers, HDCP Game, HDCP Sers. Rows 1-16.

**End of 1st split**

Table with columns: Week No., Bowling Date, Old Avg, Old HDCP, -1-, -2-, -3-, Total, HDCP Total, Pins, Gms, ---Average Change--- (New - Old ---> +/-), High Game, High Sers, HDCP Game, HDCP Sers. Rows 17-32.

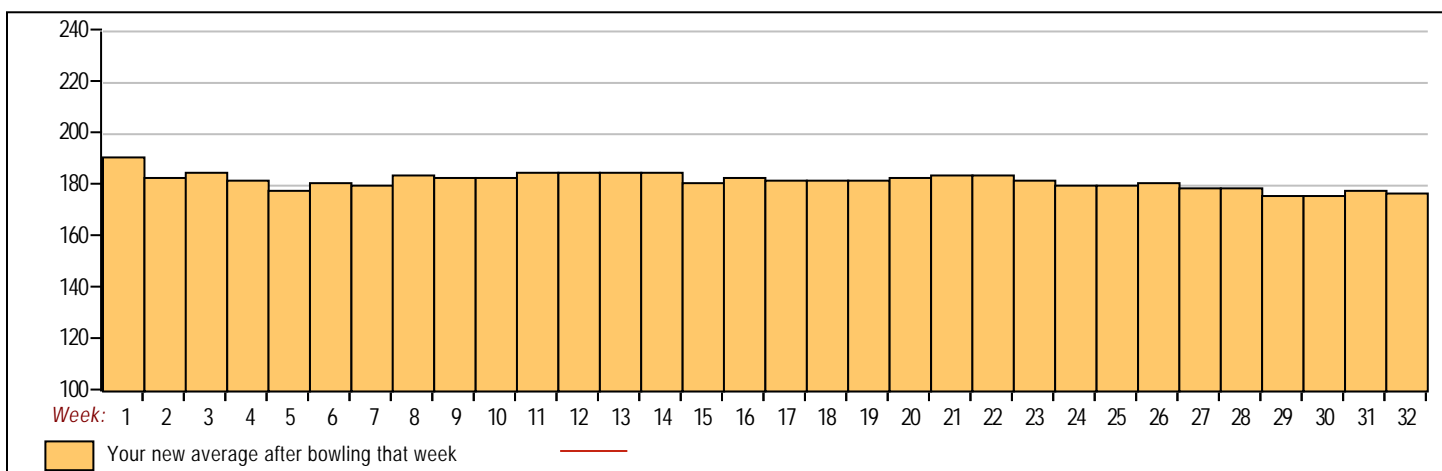
**End of 2nd split**

Summary table for scores: <100, 100's, 125's, 150's, 175's, 200's, 225's, 250's, 275's, 300's, <400, 400's, 450's, 500's, 550's, 600's, 650's, 700's, 750's, 800's.

Avg of Game 1: 175.52, Avg of Game 2: 178.23, Avg of Game 3: 179.53

High game of 236 on week 16, Low game of 109 on week 24, High series of 652 on week 16, Low series of 404 on week 29, High average of 191.00 after bowling week 1, Low average of 176.76 after bowling week 29

High Scores by Game  
Game #1: 234 on week 16 Game #2: 225 on week 31 Game #3: 236 on week 16



Note: This report includes information through April 30 which is Week 32 of 32

**Vacant's Bowling Record - Team 19: Team 19**

Week No.	Bowling Date	Old Avg	Old HDCP	HDCP			Total	HDCP Total	Pins	Gms	---Average Change---		High Game	High Sers	HDCP Game	HDCP Sers
				-1-	-2-	-3-					New - Old	---> +/-				
5	10/10/23	140	0				0	0	0	0	- 0.00 = 0.00	0	0			
6	10/17/23	140	0				0	0	0	0	- 0.00 = 0.00	0	0			
7	10/24/23	140	0				0	0	0	0	- 0.00 = 0.00	0	0			
8	10/31/23	140	0				0	0	0	0	- 0.00 = 0.00	0	0			
9	11/07/23	140	0				0	0	0	0	- 0.00 = 0.00	0	0			
10	11/14/23	140	72	v140	v140	v140	420	636	0	0	- 0.00 = 0.00	0	0			
11	11/21/23	140	72	v140	v140	v140	420	636	0	0	- 0.00 = 0.00	0	0			
12	11/28/23	140	72	v140	v140	v140	420	636	0	0	- 0.00 = 0.00	0	0			
13	12/05/23	140	72	v140	v140	v140	420	636	0	0	- 0.00 = 0.00	0	0			
14	12/12/23	140	72	v140	v140	v140	420	636	0	0	- 0.00 = 0.00	0	0			
15	12/19/23	140	72	v140	v140	v140	420	636	0	0	- 0.00 = 0.00	0	0			
16	01/09/24	140	72	v140	v140	v140	420	636	0	0	- 0.00 = 0.00	0	0			

**End of 1st split**

17	01/16/24	140	72	v140	v140	v140	420	636	0	0	- 0.00 = 0.00	0	0		
18	01/23/24	140	72	v140	v140	v140	420	636	0	0	- 0.00 = 0.00	0	0		
19	01/30/24	140	72	v140	v140	v140	420	636	0	0	- 0.00 = 0.00	0	0		
20	02/06/24	140	72	v140	v140	v140	420	636	0	0	- 0.00 = 0.00	0	0		
21	02/13/24	140	72	v140	v140	v140	420	636	0	0	- 0.00 = 0.00	0	0		
22	02/20/24	140	72	v140	v140	v140	420	636	0	0	- 0.00 = 0.00	0	0		
23	02/27/24	140	72	v140	v140	v140	420	636	0	0	- 0.00 = 0.00	0	0		
24	03/05/24	140	72	v140	v140	v140	420	636	0	0	- 0.00 = 0.00	0	0		
25	03/12/24	140	72	v140	v140	v140	420	636	0	0	- 0.00 = 0.00	0	0		
26	03/19/24	140	72	v140	v140	v140	420	636	0	0	- 0.00 = 0.00	0	0		
27	03/26/24	140	72	v140	v140	v140	420	636	0	0	- 0.00 = 0.00	0	0		
28	04/02/24	140	0				0	0	0	0	- 0.00 = 0.00	0	0		
29	04/09/24	140	72	v140	v140	v140	420	636	0	0	- 0.00 = 0.00	0	0		
30	04/16/24	140	72	v140	v140	v140	420	636	0	0	- 0.00 = 0.00	0	0		
31	04/23/24	140	72	v140	v140	v140	420	636	0	0	- 0.00 = 0.00	0	0		
32	04/30/24	140	72	v140	v140	v140	420	636	0	0	- 0.00 = 0.00	0	0		

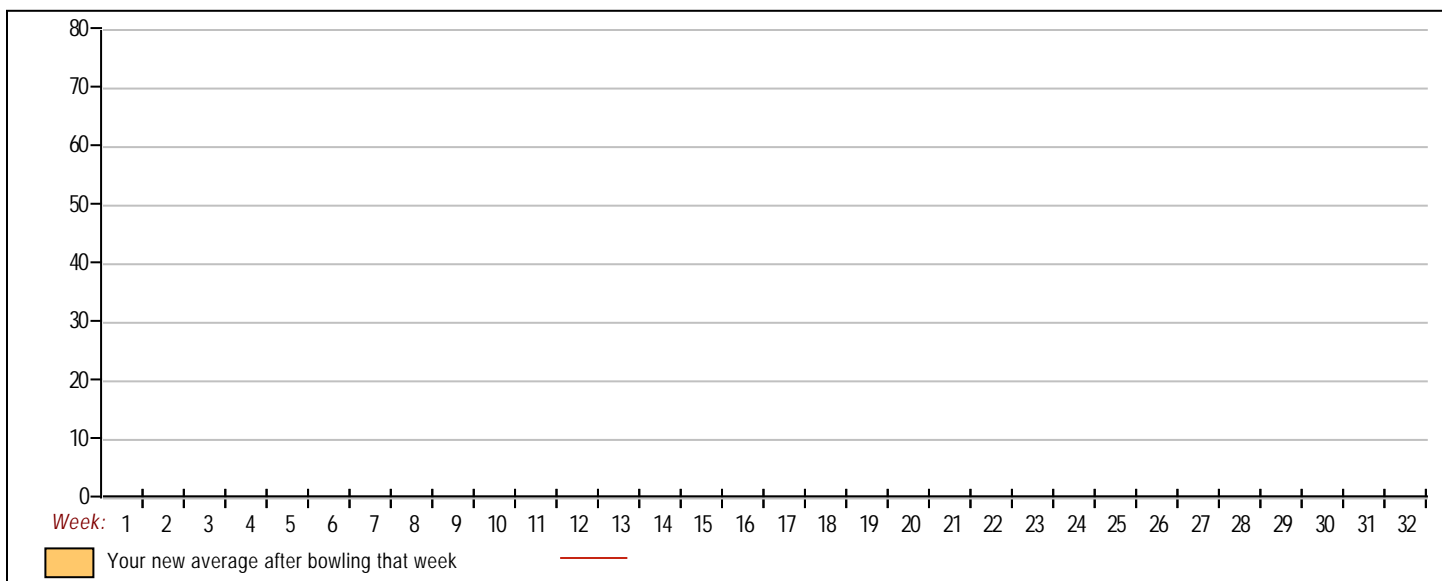
**End of 2nd split**

- <100
- 100's
- 125's
- 150's
- 175's
- 200's
- 225's
- 250's
- 275's
- 300's
- <400
- 400's
- 450's
- 500's
- 550's
- 600's
- 650's
- 700's
- 750's
- 800's

Avg of Game 1   Avg of Game 2   Avg of Game 3

High game of 0 on week 0      High series of 0 on week 0      High average of 0.00 after bowling week 32  
 Low game of 0 on week 0      Low series of 0 on week 0      Low average of 0.00 after bowling week 32

High Scores by Game  
 Game #1: 0 on week 0   Game #2: 0 on week 0   Game #3: 0 on week 0



Note: This report includes information through April 30 which is Week 32 of 32

**Gordon Hernandez's Bowling Record - Team 19: Team 19**

Week No.	Bowling Date	Old Avg	Old HDCP	Splits			Total	HDCP Total	Pins	Gms	---Average Change---			High Game	High Sers	HDCP Game	HDCP Sers		
				-1-	-2-	-3-					New	Old	---> +/-						
1	09/05/23	bk214	5	255	233	177	665	680	665	3	221.67	-	0.00	=	221.67	255	665	260	680
2	09/12/23	bk214	5	213	183	214	610	625	1275	6	212.50	-	221.67	=	-9.17	255	665	260	680
3	09/19/23	bk214	5	225	244	213	682	697	1957	9	217.44	-	212.50	=	4.94	255	682	260	697
4	09/26/23	217	2	187	259	213	659	665	2616	12	218.00	-	217.44	=	0.56	259	682	261	697
5	10/10/23	218	1	191	199	187	577	580	3193	15	212.87	-	218.00	=	-5.13	259	682	261	697
6	10/17/23	212	7	a212	a212	a212	636	657	3193	15	212.87	-	212.87	=	0.00	259	682	261	697
7	10/24/23	212	7	159	217	235	611	632	3804	18	211.33	-	212.87	=	-1.53	259	682	261	697
8	10/31/23	211	8	199	223	246	668	692	4472	21	212.95	-	211.33	=	1.62	259	682	261	697
9	11/07/23	212	7	a212	a212	a212	636	657	4472	21	212.95	-	212.95	=	0.00	259	682	261	697
10	11/14/23	212	0				0	0	4472	21	212.95	-	212.95	=	0.00	259	682	261	697
11	11/21/23	212	0				0	0	4472	21	212.95	-	212.95	=	0.00	259	682	261	697
12	11/28/23	212	0				0	0	4472	21	212.95	-	212.95	=	0.00	259	682	261	697
13	12/05/23	212	0				0	0	4472	21	212.95	-	212.95	=	0.00	259	682	261	697
14	12/12/23	212	0				0	0	4472	21	212.95	-	212.95	=	0.00	259	682	261	697
15	12/19/23	212	0				0	0	4472	21	212.95	-	212.95	=	0.00	259	682	261	697
16	01/09/24	212	0				0	0	4472	21	212.95	-	212.95	=	0.00	259	682	261	697

**End of 1st split**

17	01/16/24	212	0				0	0	4472	21	212.95	-	212.95	=	0.00	259	682	261	697
18	01/23/24	212	0				0	0	4472	21	212.95	-	212.95	=	0.00	259	682	261	697
19	01/30/24	212	0				0	0	4472	21	212.95	-	212.95	=	0.00	259	682	261	697
20	02/06/24	212	0				0	0	4472	21	212.95	-	212.95	=	0.00	259	682	261	697
21	02/13/24	212	0				0	0	4472	21	212.95	-	212.95	=	0.00	259	682	261	697
22	02/20/24	212	0				0	0	4472	21	212.95	-	212.95	=	0.00	259	682	261	697
23	02/27/24	212	0				0	0	4472	21	212.95	-	212.95	=	0.00	259	682	261	697
24	03/05/24	212	0				0	0	4472	21	212.95	-	212.95	=	0.00	259	682	261	697
25	03/12/24	212	0				0	0	4472	21	212.95	-	212.95	=	0.00	259	682	261	697
26	03/19/24	212	0				0	0	4472	21	212.95	-	212.95	=	0.00	259	682	261	697
27	03/26/24	212	0				0	0	4472	21	212.95	-	212.95	=	0.00	259	682	261	697
28	04/02/24	212	0				0	0	4472	21	212.95	-	212.95	=	0.00	259	682	261	697
29	04/09/24	212	0				0	0	4472	21	212.95	-	212.95	=	0.00	259	682	261	697
30	04/16/24	212	0				0	0	4472	21	212.95	-	212.95	=	0.00	259	682	261	697
31	04/23/24	212	0				0	0	4472	21	212.95	-	212.95	=	0.00	259	682	261	697
32	04/30/24	212	7				0	0	4472	21	212.95	-	212.95	=	0.00	259	682	261	697

**End of 2nd split**

<u>&lt;100</u>	<u>100's</u>	<u>125's</u>	<u>150's</u>	<u>175's</u>	<u>200's</u>	<u>225's</u>	<u>250's</u>	<u>275's</u>	<u>300's</u>
			1	7	6	5	2		
<u>&lt;400</u>	<u>400's</u>	<u>450's</u>	<u>500's</u>	<u>550's</u>	<u>600's</u>	<u>650's</u>	<u>700's</u>	<u>750's</u>	<u>800's</u>
				1	2	4			

<u>Avg of Game 1</u>	<u>Avg of Game 2</u>	<u>Avg of Game 3</u>
204.14	222.57	212.14

High game of 259 on week 4      High series of 682 on week 3      High average of 221.67 after bowling week 1  
 Low game of 159 on week 7      Low series of 577 on week 5      Low average of 211.33 after bowling week 7

High Scores by Game  
 Game #1: 255 on week 1    Game #2: 259 on week 4    Game #3: 246 on week 8

