

Note: This report includes information through April 30 which is Week 32 of 32

Sang Lai's Bowling Record - Team 18: PinSBuster

Table with columns: Week No., Bowling Date, Old Avg, Old HDCP, -1-, -2-, -3-, Total, HDCP Total, Pins, Gms, ---Average Change--- (New - Old ---> +/-), High Game, High Sers, HDCP Game, HDCP Sers. Rows 1-16.

End of 1st split

Table with columns: Week No., Bowling Date, Old Avg, Old HDCP, -1-, -2-, -3-, Total, HDCP Total, Pins, Gms, ---Average Change--- (New - Old ---> +/-), High Game, High Sers, HDCP Game, HDCP Sers. Rows 17-32.

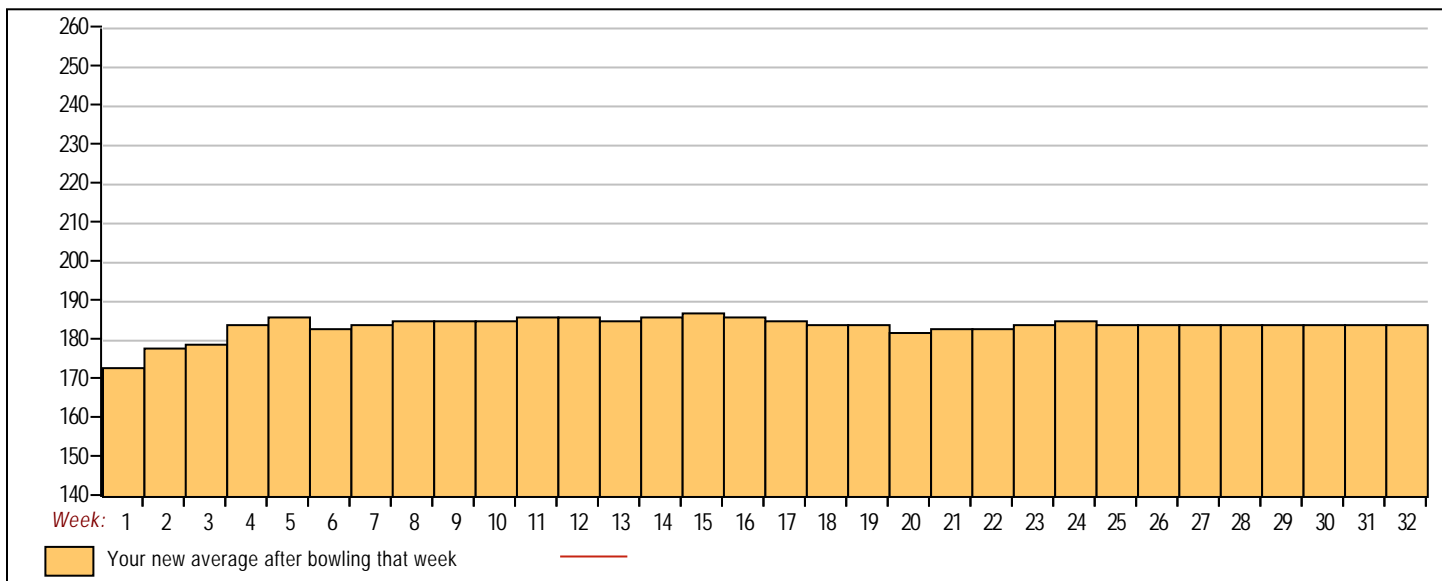
End of 2nd split

Summary table with columns: <100, 100's, 125's, 150's, 175's, 200's, 225's, 250's, 275's, 300's, <400, 400's, 450's, 500's, 550's, 600's, 650's, 700's, 750's, 800's.

Summary table with columns: Avg of Game 1 (183.23), Avg of Game 2 (189.33), Avg of Game 3 (180.37).

High game of 255 on week 23 High series of 644 on week 23 High average of 187.21 after bowling week 15  
Low game of 147 on week 19 Low series of 483 on week 20 Low average of 173.33 after bowling week 1

High Scores by Game  
Game #1: 220 on week 15 Game #2: 255 on week 23 Game #3: 224 on week 4



Note: This report includes information through April 30 which is Week 32 of 32

Patrick Lin's Bowling Record - Team 18: PinSBuster

Table with columns: Week No., Bowling Date, Old Avg, Old HDCP, -1-, -2-, -3-, Total, HDCP Total, Pins, Gms, ---Average Change--- (New - Old ---> +/-), High Game, High Sers, HDCP Game, HDCP Sers. Rows 1-16.

End of 1st split

Table with columns: Week No., Bowling Date, Old Avg, Old HDCP, -1-, -2-, -3-, Total, HDCP Total, Pins, Gms, ---Average Change--- (New - Old ---> +/-), High Game, High Sers, HDCP Game, HDCP Sers. Rows 17-32.

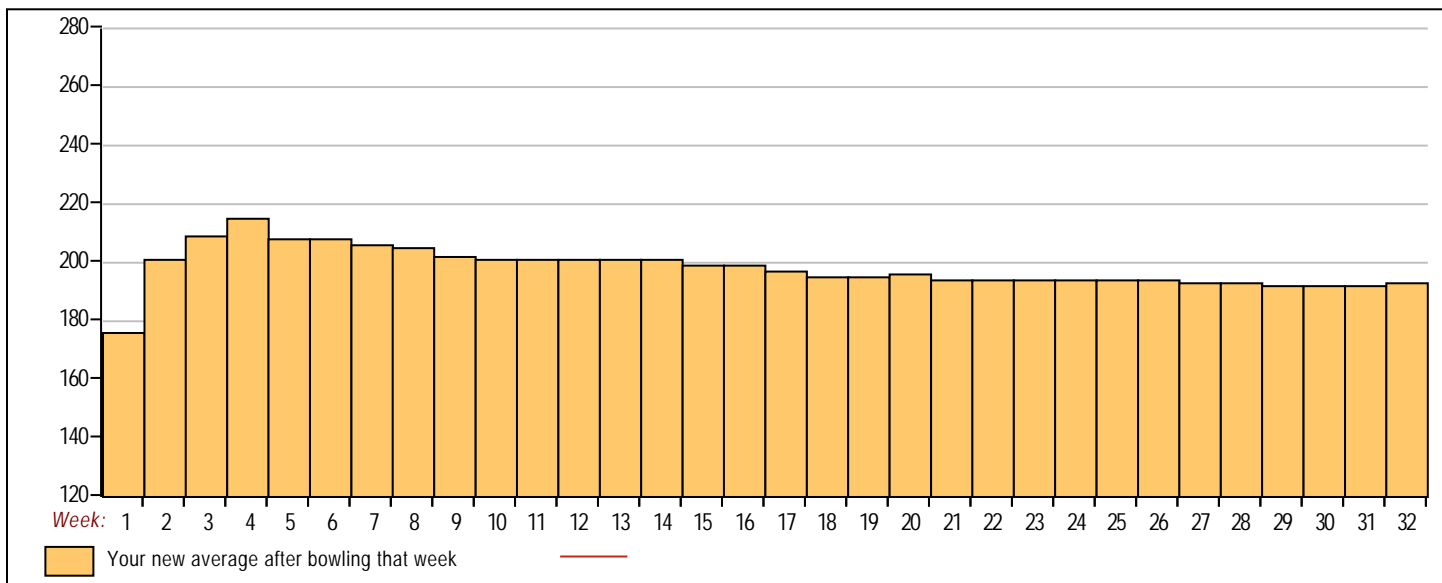
End of 2nd split

Summary table for score ranges: <100, 100's, 125's, 150's, 175's, 200's, 225's, 250's, 275's, 300's, <400, 400's, 450's, 500's, 550's, 600's, 650's, 700's, 750's, 800's.

Avg of Game 1: 195.62, Avg of Game 2: 197.19, Avg of Game 3: 188.46

High game of 276 on week 20 High series of 705 on week 4 High average of 215.75 after bowling week 4  
Low game of 137 on week 18 Low series of 475 on week 21 Low average of 176.00 after bowling week 1

High Scores by Game  
Game #1: 257 on week 2 Game #2: 266 on week 3 Game #3: 276 on week 20



Note: This report includes information through April 30 which is Week 32 of 32

**Billy Chan's Bowling Record - Team 18: PinSBuster**

Week No.	Bowling Date	Old Avg	Old HDCP	-1- -2- -3-			Total	HDCP Total	Pins	Gms	---Average Change---			High Game	High Sers	HDCP Game	HDCP Sers
				-1-	-2-	-3-					New - Old	---> +/-					
1	09/05/23	bk187	29	202	163	218	583	670	583	3	194.33	- 0.00	= 194.33	218	583	247	670
2	09/12/23	bk187	29	192	226	243	661	748	1244	6	207.33	- 194.33	= 13.00	243	661	272	748
3	09/19/23	bk187	29	172	173	258	603	690	1847	9	205.22	- 207.33	= -2.11	258	661	287	748
4	09/26/23	205	13	194	231	174	599	638	2446	12	203.83	- 205.22	= -1.39	258	661	287	748
5	10/10/23	203	0				0	0	2446	12	203.83	- 203.83	= 0.00	258	661	287	748
6	10/17/23	203	0				0	0	2446	12	203.83	- 203.83	= 0.00	258	661	287	748
7	10/24/23	203	15	169	213	191	573	618	3019	15	201.27	- 203.83	= -2.57	258	661	287	748
8	10/31/23	201	17	184	182	181	547	598	3566	18	198.11	- 201.27	= -3.16	258	661	287	748
9	11/07/23	198	19	158	177	154	489	546	4055	21	193.10	- 198.11	= -5.02	258	661	287	748
10	11/14/23	193	24	194	178	188	560	632	4615	24	192.29	- 193.10	= -0.80	258	661	287	748
11	11/21/23	192	25	215	197	220	632	707	5247	27	194.33	- 192.29	= 2.04	258	661	287	748
12	11/28/23	194	23	181	202	139	522	591	5769	30	192.30	- 194.33	= -2.03	258	661	287	748
13	12/05/23	192	25	244	213	238	695	770	6464	33	195.88	- 192.30	= 3.58	258	695	287	770
14	12/12/23	195	22	180	177	237	594	660	7058	36	196.06	- 195.88	= 0.18	258	695	287	770
15	12/19/23	196	21	166	209	235	610	673	7668	39	196.62	- 196.06	= 0.56	258	695	287	770
16	01/09/24	196	21	205	236	214	655	718	8323	42	198.17	- 196.62	= 1.55	258	695	287	770

**End of 1st split**

17	01/16/24	198	19	226	153	208	587	644	8910	45	198.00	- 198.17	= -0.17	258	695	287	770
18	01/23/24	198	19	171	188	179	538	595	9448	48	196.83	- 198.00	= -1.17	258	695	287	770
19	01/30/24	196	21	258	174	191	623	686	10071	51	197.47	- 196.83	= 0.64	258	695	287	770
20	02/06/24	197	20	205	257	202	664	724	10735	54	198.80	- 197.47	= 1.33	258	695	287	770
21	02/13/24	198	19	194	196	180	570	627	11305	57	198.33	- 198.80	= -0.46	258	695	287	770
22	02/20/24	198	19	212	174	178	564	621	11869	60	197.82	- 198.33	= -0.52	258	695	287	770
23	02/27/24	197	20	172	227	166	565	625	12434	63	197.37	- 197.82	= -0.45	258	695	287	770
24	03/05/24	197	20	221	141	190	552	612	12986	66	196.76	- 197.37	= -0.61	258	695	287	770
25	03/12/24	196	21	162	171	208	541	604	13527	69	196.04	- 196.76	= -0.71	258	695	287	770
26	03/19/24	196	0				0	0	13527	69	196.04	- 196.04	= 0.00	258	695	287	770
27	03/26/24	196	0				0	0	13527	69	196.04	- 196.04	= 0.00	258	695	287	770
28	04/02/24	196	0				0	0	13527	69	196.04	- 196.04	= 0.00	258	695	287	770
29	04/09/24	196	21	200	233	236	669	732	14196	72	197.17	- 196.04	= 1.12	258	695	287	770
30	04/16/24	197	20	215	169	177	561	621	14757	75	196.76	- 197.17	= -0.41	258	695	287	770
31	04/23/24	196	21	243	201	246	690	753	15447	78	198.04	- 196.76	= 1.28	258	695	287	770
32	04/30/24	198	19	183	226	199	608	665	16055	81	198.21	- 198.04	= 0.17	258	695	287	770

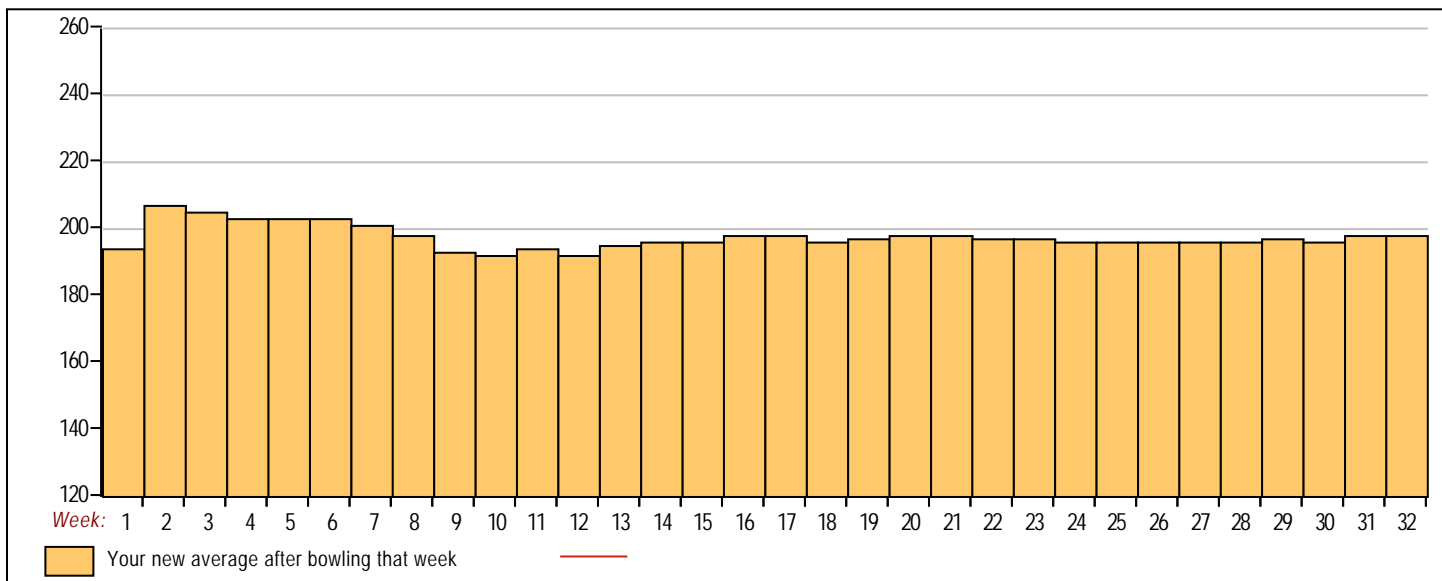
**End of 2nd split**

<u>&lt;100</u>	<u>100's</u>	<u>125's</u>	<u>150's</u>	<u>175's</u>	<u>200's</u>	<u>225's</u>	<u>250's</u>	<u>275's</u>	<u>300's</u>
		2	17	25	19	15	3		
<u>&lt;400</u>	<u>400's</u>	<u>450's</u>	<u>500's</u>	<u>550's</u>	<u>600's</u>	<u>650's</u>	<u>700's</u>	<u>750's</u>	<u>800's</u>
		1	4	11	5	6			

<u>Avg of Game 1</u>	<u>Avg of Game 2</u>	<u>Avg of Game 3</u>
196.96	195.81	201.85

High game of 258 on week 3      High series of 695 on week 13      High average of 207.33 after bowling week 2  
 Low game of 139 on week 12      Low series of 489 on week 9      Low average of 192.29 after bowling week 10

High Scores by Game  
 Game #1: 258 on week 19    Game #2: 257 on week 20    Game #3: 258 on week 3



Note: This report includes information through April 30 which is Week 32 of 32

**Ken Choi's Bowling Record - Team 18: PinSBuster**

Week No.	Bowling Date	Old Avg	Old HDCP	-1-	-2-	-3-	Total	HDCP Total	Pins	Gms	---Average Change---			High Game	High Sers	HDCP Game	HDCP Sers		
											New - Old	--->	+/-						
1	09/05/23	bk157	0				0	0	0	0	-	0.00	=	0.00	0	0			
2	09/12/23	bk157	0				0	0	0	0	-	0.00	=	0.00	0	0			
3	09/19/23	bk157	0				0	0	0	0	-	0.00	=	0.00	0	0			
4	09/26/23	bk157	0				0	0	0	0	-	0.00	=	0.00	0	0			
5	10/10/23	bk157	0				0	0	0	0	-	0.00	=	0.00	0	0			
6	10/17/23	bk157	56	124	161	152	437	605	437	3	145.67	-	0.00	=	145.67	161	437	217	605
7	10/24/23	bk157	0				0	0	437	3	145.67	-	145.67	=	0.00	161	437	217	605
8	10/31/23	bk157	0				0	0	437	3	145.67	-	145.67	=	0.00	161	437	217	605
9	11/07/23	bk157	56	161	178	129	468	636	905	6	150.83	-	145.67	=	5.17	178	468	234	636
10	11/14/23	bk157	56	133	188	148	469	637	1374	9	152.67	-	150.83	=	1.83	188	469	244	637
11	11/21/23	152	0				0	0	1374	9	152.67	-	152.67	=	0.00	188	469	244	637
12	11/28/23	152	61	137	154	166	457	640	1831	12	152.58	-	152.67	=	-0.08	188	469	244	640
13	12/05/23	152	61	213	190	167	570	753	2401	15	160.07	-	152.58	=	7.48	213	570	274	753
14	12/12/23	160	54	135	117	154	406	568	2807	18	155.94	-	160.07	=	-4.12	213	570	274	753
15	12/19/23	155	0				0	0	2807	18	155.94	-	155.94	=	0.00	213	570	274	753
16	01/09/24	155	0				0	0	2807	18	155.94	-	155.94	=	0.00	213	570	274	753

**End of 1st split**

17	01/16/24	155	0				0	0	2807	18	155.94	-	155.94	=	0.00	213	570	274	753
18	01/23/24	155	0				0	0	2807	18	155.94	-	155.94	=	0.00	213	570	274	753
19	01/30/24	155	0				0	0	2807	18	155.94	-	155.94	=	0.00	213	570	274	753
20	02/06/24	155	0				0	0	2807	18	155.94	-	155.94	=	0.00	213	570	274	753
21	02/13/24	155	0				0	0	2807	18	155.94	-	155.94	=	0.00	213	570	274	753
22	02/20/24	155	0				0	0	2807	18	155.94	-	155.94	=	0.00	213	570	274	753
23	02/27/24	155	0				0	0	2807	18	155.94	-	155.94	=	0.00	213	570	274	753
24	03/05/24	155	0				0	0	2807	18	155.94	-	155.94	=	0.00	213	570	274	753
25	03/12/24	155	0				0	0	2807	18	155.94	-	155.94	=	0.00	213	570	274	753
26	03/19/24	155	0				0	0	2807	18	155.94	-	155.94	=	0.00	213	570	274	753
27	03/26/24	155	0				0	0	2807	18	155.94	-	155.94	=	0.00	213	570	274	753
28	04/02/24	155	58	147	142	128	417	591	3224	21	153.52	-	155.94	=	-2.42	213	570	274	753
29	04/09/24	153	0				0	0	3224	21	153.52	-	153.52	=	0.00	213	570	274	753
30	04/16/24	153	0				0	0	3224	21	153.52	-	153.52	=	0.00	213	570	274	753
31	04/23/24	153	0				0	0	3224	21	153.52	-	153.52	=	0.00	213	570	274	753
32	04/30/24	153	60				0	0	3224	21	153.52	-	153.52	=	0.00	213	570	274	753

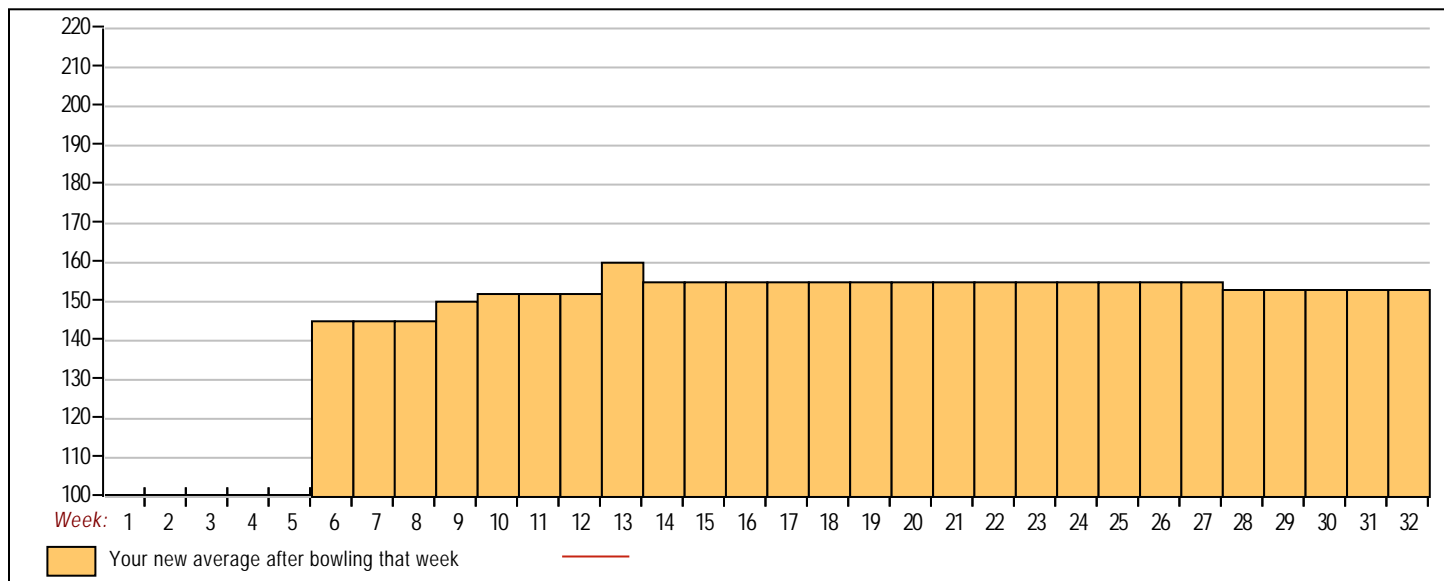
**End of 2nd split**

<u>&lt;100</u>	<u>100's</u>	<u>125's</u>	<u>150's</u>	<u>175's</u>	<u>200's</u>	<u>225's</u>	<u>250's</u>	<u>275's</u>	<u>300's</u>
	2	8	7	3	1				
<u>&lt;400</u>	<u>400's</u>	<u>450's</u>	<u>500's</u>	<u>550's</u>	<u>600's</u>	<u>650's</u>	<u>700's</u>	<u>750's</u>	<u>800's</u>
	3	3		1					

Avg of Game 1	Avg of Game 2	Avg of Game 3
150.00	161.43	149.14

High game of 213 on week 13      High series of 570 on week 13      High average of 160.07 after bowling week 13  
 Low game of 117 on week 14      Low series of 406 on week 14      Low average of 145.67 after bowling week 6

High Scores by Game  
 Game #1: 213 on week 13    Game #2: 190 on week 13    Game #3: 167 on week 13



Note: This report includes information through April 30 which is Week 32 of 32

**Billy Koo's Bowling Record - Team 18: PinSBuster**

Week No.	Bowling Date	Old Avg	Old HDCP	Splits			Total	HDCP Total	Pins	Gms	---Average Change---			High Game	High Sers	HDCP Game	HDCP Sers		
				-1-	-2-	-3-					New	Old	---> +/-						
5	10/10/23	bk187	29	229	174	141	544	631	544	3	181.33	-	0.00	=	181.33	229	544	258	631
6	10/17/23	bk187	29	180	170	197	547	634	1091	6	181.83	-	181.33	=	0.50	229	547	258	634
7	10/24/23	bk187	0				0	0	1091	6	181.83	-	181.83	=	0.00	229	547	258	634
8	10/31/23	bk187	0				0	0	1091	6	181.83	-	181.83	=	0.00	229	547	258	634
9	11/07/23	bk187	0				0	0	1091	6	181.83	-	181.83	=	0.00	229	547	258	634
10	11/14/23	bk187	0				0	0	1091	6	181.83	-	181.83	=	0.00	229	547	258	634
11	11/21/23	bk187	29	191	198	177	566	653	1657	9	184.11	-	181.83	=	2.28	229	566	258	653
12	11/28/23	184	0				0	0	1657	9	184.11	-	184.11	=	0.00	229	566	258	653
13	12/05/23	184	0				0	0	1657	9	184.11	-	184.11	=	0.00	229	566	258	653
14	12/12/23	184	0				0	0	1657	9	184.11	-	184.11	=	0.00	229	566	258	653
15	12/19/23	184	0				0	0	1657	9	184.11	-	184.11	=	0.00	229	566	258	653
16	01/09/24	184	0				0	0	1657	9	184.11	-	184.11	=	0.00	229	566	258	653

**End of 1st split**

17	01/16/24	184	0				0	0	1657	9	184.11	-	184.11	=	0.00	229	566	258	653
18	01/23/24	184	0				0	0	1657	9	184.11	-	184.11	=	0.00	229	566	258	653
19	01/30/24	184	0				0	0	1657	9	184.11	-	184.11	=	0.00	229	566	258	653
20	02/06/24	184	0				0	0	1657	9	184.11	-	184.11	=	0.00	229	566	258	653
21	02/13/24	184	0				0	0	1657	9	184.11	-	184.11	=	0.00	229	566	258	653
22	02/20/24	184	0				0	0	1657	9	184.11	-	184.11	=	0.00	229	566	258	653
23	02/27/24	184	0				0	0	1657	9	184.11	-	184.11	=	0.00	229	566	258	653
24	03/05/24	184	32	180	205	189	574	670	2231	12	185.92	-	184.11	=	1.81	229	574	258	670
25	03/12/24	185	0				0	0	2231	12	185.92	-	185.92	=	0.00	229	574	258	670
26	03/19/24	185	31	213	215	217	645	738	2876	15	191.73	-	185.92	=	5.82	229	645	258	738
27	03/26/24	191	26	247	209	192	648	726	3524	18	195.78	-	191.73	=	4.04	247	648	273	738
28	04/02/24	195	0				0	0	3524	18	195.78	-	195.78	=	0.00	247	648	273	738
29	04/09/24	195	0				0	0	3524	18	195.78	-	195.78	=	0.00	247	648	273	738
30	04/16/24	195	0				0	0	3524	18	195.78	-	195.78	=	0.00	247	648	273	738
31	04/23/24	195	0				0	0	3524	18	195.78	-	195.78	=	0.00	247	648	273	738
32	04/30/24	195	22				0	0	3524	18	195.78	-	195.78	=	0.00	247	648	273	738

**End of 2nd split**

<u>&lt;100</u>	<u>100's</u>	<u>125's</u>	<u>150's</u>	<u>175's</u>	<u>200's</u>	<u>225's</u>	<u>250's</u>	<u>275's</u>	<u>300's</u>
		1	2	8	5	2			
<u>&lt;400</u>	<u>400's</u>	<u>450's</u>	<u>500's</u>	<u>550's</u>	<u>600's</u>	<u>650's</u>	<u>700's</u>	<u>750's</u>	<u>800's</u>
			2	2	2				

<u>Avg of Game 1</u>	<u>Avg of Game 2</u>	<u>Avg of Game 3</u>
206.67	195.17	185.50

High game of 247 on week 27      High series of 648 on week 27      High average of 195.78 after bowling week 27  
 Low game of 141 on week 5      Low series of 544 on week 5      Low average of 181.33 after bowling week 5

High Scores by Game  
 Game #1: 247 on week 27    Game #2: 215 on week 26    Game #3: 217 on week 26

