

Note: This report includes information through April 30 which is Week 32 of 32

Kenneth Yeung's Bowling Record - Team 16: Hammer Time

Week No.	Bowling Date	Old Avg	Old HDCP	-1-	-2-	-3-	Total	HDCP Total	Pins	Gms	---Average Change---			High Game	High Sers	HDCP Game	HDCP Sers		
											New	Old	---> +/-						
1	09/05/23	bk203	15	191	204	204	599	644	599	3	199.67	-	0.00	=	199.67	204	599	219	644
2	09/12/23	bk203	15	216	169	200	585	630	1184	6	197.33	-	199.67	=	-2.33	216	599	231	644
3	09/19/23	bk203	15	256	205	220	681	726	1865	9	207.22	-	197.33	=	9.89	256	681	271	726
4	09/26/23	207	11	178	233	167	578	611	2443	12	203.58	-	207.22	=	-3.64	256	681	271	726
5	10/10/23	203	15	256	160	a203	619	664	2859	14	204.21	-	203.58	=	0.63	256	681	271	726
6	10/17/23	204	14	206	217	206	629	671	3488	17	205.18	-	204.21	=	0.96	256	681	271	726
7	10/24/23	205	13	188	225	203	616	655	4104	20	205.20	-	205.18	=	0.02	256	681	271	726
8	10/31/23	205	13	145	222	136	503	542	4607	23	200.30	-	205.20	=	-4.90	256	681	271	726
9	11/07/23	200	18	188	223	203	614	668	5221	26	200.81	-	200.30	=	0.50	256	681	271	726
10	11/14/23	200	18	163	203	205	571	625	5792	29	199.72	-	200.81	=	-1.08	256	681	271	726
11	11/21/23	199	18	212	227	187	626	680	6418	32	200.56	-	199.72	=	0.84	256	681	271	726
12	11/28/23	200	18	213	198	195	606	660	7024	35	200.69	-	200.56	=	0.12	256	681	271	726
13	12/05/23	200	18	213	220	215	648	702	7672	38	201.89	-	200.69	=	1.21	256	681	271	726
14	12/12/23	201	17	279	197	222	698	749	8370	41	204.15	-	201.89	=	2.25	279	698	296	749
15	12/19/23	204	14	a204	a204	a204	612	654	8370	41	204.15	-	204.15	=	0.00	279	698	296	749
16	01/09/24	204	14	178	212	195	585	627	8955	44	203.52	-	204.15	=	-0.62	279	698	296	749

End of 1st split

17	01/16/24	203	15	a203	a203	a203	609	654	8955	44	203.52	-	203.52	=	0.00	279	698	296	749
18	01/23/24	203	15	183	205	182	570	615	9525	47	202.66	-	203.52	=	-0.86	279	698	296	749
19	01/30/24	202	16	195	177	189	561	609	10086	50	201.72	-	202.66	=	-0.94	279	698	296	749
20	02/06/24	201	0				0	0	10086	50	201.72	-	201.72	=	0.00	279	698	296	749
21	02/13/24	201	0				0	0	10086	50	201.72	-	201.72	=	0.00	279	698	296	749
22	02/20/24	201	17	176	241	168	585	636	10671	53	201.34	-	201.72	=	-0.38	279	698	296	749
23	02/27/24	201	17	192	183	158	533	584	11204	56	200.07	-	201.34	=	-1.27	279	698	296	749
24	03/05/24	200	18	202	199	236	637	691	11841	59	200.69	-	200.07	=	0.62	279	698	296	749
25	03/12/24	200	18	204	168	195	567	621	12408	62	200.13	-	200.69	=	-0.57	279	698	296	749
26	03/19/24	200	18	137	176	170	483	537	12891	65	198.32	-	200.13	=	-1.81	279	698	296	749
27	03/26/24	198	19	208	182	174	564	621	13455	68	197.87	-	198.32	=	-0.46	279	698	296	749
28	04/02/24	197	20	189	190	187	566	626	14021	71	197.48	-	197.87	=	-0.39	279	698	296	749
29	04/09/24	197	20	203	202	180	585	645	14606	74	197.38	-	197.48	=	-0.10	279	698	296	749
30	04/16/24	197	20	202	191	158	551	611	15157	77	196.84	-	197.38	=	-0.53	279	698	296	749
31	04/23/24	196	21	203	163	175	541	604	15698	80	196.23	-	196.84	=	-0.62	279	698	296	749
32	04/30/24	196	21	206	180	179	565	628	16263	83	195.94	-	196.22	=	-0.29	279	698	296	749

End of 2nd split

<u><100</u>	<u>100's</u>	<u>125's</u>	<u>150's</u>	<u>175's</u>	<u>200's</u>	<u>225's</u>	<u>250's</u>	<u>275's</u>	<u>300's</u>
		3	11	30	31	5	2	1	
<u><400</u>	<u>400's</u>	<u>450's</u>	<u>500's</u>	<u>550's</u>	<u>600's</u>	<u>650's</u>	<u>700's</u>	<u>750's</u>	<u>800's</u>
		1	3	14	7	2			
<u>Avg of Game 1</u>			<u>Avg of Game 2</u>			<u>Avg of Game 3</u>			
199.36			199.00			189.22			

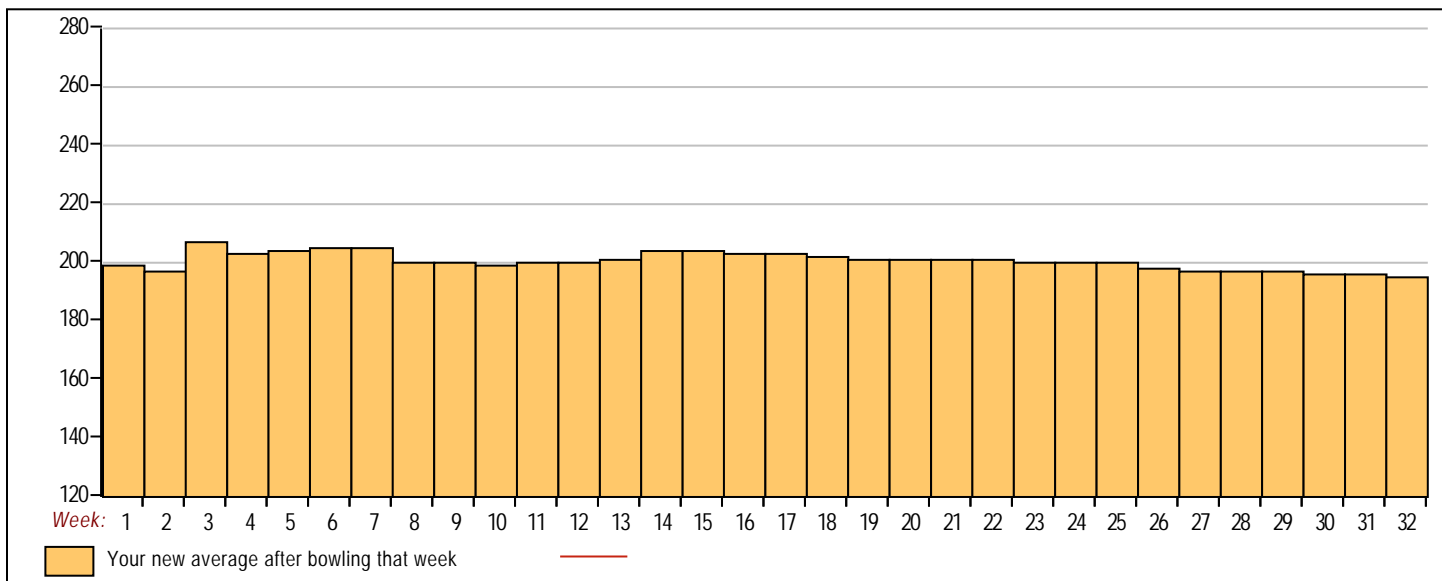
High game of 279 on week 14
Low game of 136 on week 8

High series of 698 on week 14
Low series of 483 on week 26

High average of 207.22 after bowling week 3
Low average of 195.94 after bowling week 32

High Scores by Game

Game #1: 279 on week 14 Game #2: 241 on week 22 Game #3: 236 on week 24



Note: This report includes information through April 30 which is Week 32 of 32

Steven Chen's Bowling Record - Team 16: Hammer Time

Table with columns: Week No., Bowling Date, Old Avg, Old HDCP, -1-, -2-, -3-, Total, HDCP Total, Pins, Gms, ---Average Change--- (New - Old ---> +/-), High Game, High Sers, HDCP Game, HDCP Sers. Rows 1-16.

End of 1st split

Table with columns: Week No., Bowling Date, Old Avg, Old HDCP, -1-, -2-, -3-, Total, HDCP Total, Pins, Gms, ---Average Change--- (New - Old ---> +/-), High Game, High Sers, HDCP Game, HDCP Sers. Rows 17-32.

End of 2nd split

Summary table with columns: <100, 100's, 125's, 150's, 175's, 200's, 225's, 250's, 275's, 300's, <400, 400's, 450's, 500's, 550's, 600's, 650's, 700's, 750's, 800's. Values are counts.

Summary table with columns: Avg of Game 1, Avg of Game 2, Avg of Game 3. Values: 200.10, 209.07, 202.03.

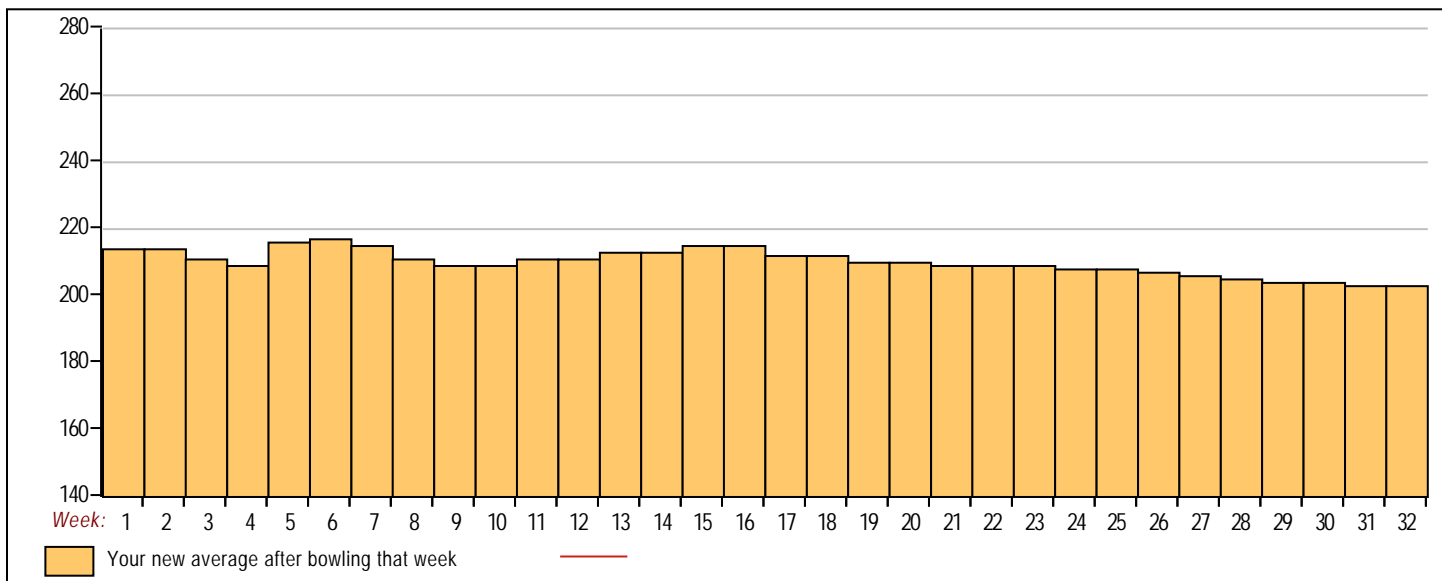
High game of 269 on week 15
Low game of 144 on week 21

High series of 739 on week 15
Low series of 515 on week 17

High average of 217.28 after bowling week 6
Low average of 203.59 after bowling week 31

High Scores by Game

Game #1: 257 on week 6 Game #2: 269 on week 15 Game #3: 267 on week 5



Note: This report includes information through April 30 which is Week 32 of 32

Ed Chung's Bowling Record - Team 16: Hammer Time

Week No.	Bowling Date	Old Avg	Old HDCP	-1- -2- -3-			Total	HDCP Total	Pins	Gms	---Average Change---			High Game	High Sers	HDCP Game	HDCP Sers		
											New - Old	--->	+/-						
1	09/05/23	bk232	0	203	207	213	623	623	623	3	207.67	-	0.00	=	207.67	213	623	213	623
2	09/12/23	bk232	0	300	239	258	797	797	1420	6	236.67	-	207.67	=	29.00	300	797	300	797
300 --- 300 Game -- USBC Awards																			
3	09/19/23	bk232	0	258	257	218	733	733	2153	9	239.22	-	236.67	=	2.56	300	797	300	797
4	09/26/23	239	0	196	234	180	610	610	2763	12	230.25	-	239.22	=	-8.97	300	797	300	797
5	10/10/23	230	0	245	202	276	723	723	3486	15	232.40	-	230.25	=	2.15	300	797	300	797
6	10/17/23	232	0	212	204	173	589	589	4075	18	226.39	-	232.40	=	-6.01	300	797	300	797
7	10/24/23	226	0	171	234	254	659	659	4734	21	225.43	-	226.39	=	-0.96	300	797	300	797
8	10/31/23	225	0	a225	a225	a225	675	675	4734	21	225.43	-	225.43	=	0.00	300	797	300	797
9	11/07/23	225	0	224	214	238	676	676	5410	24	225.42	-	225.43	=	-0.01	300	797	300	797
10	11/14/23	225	0	300	255	192	747	747	6157	27	228.04	-	225.42	=	2.62	300	797	300	797
11	11/21/23	228	0				0	0	6157	27	228.04	-	228.04	=	0.00	300	797	300	797
12	11/28/23	228	0	248	225	258	731	731	6888	30	229.60	-	228.04	=	1.56	300	797	300	797
13	12/05/23	229	0	a229	a229	a229	687	687	6888	30	229.60	-	229.60	=	0.00	300	797	300	797
14	12/12/23	229	0	247	203	169	619	619	7507	33	227.48	-	229.60	=	-2.12	300	797	300	797
15	12/19/23	227	0	a227	a227	a227	681	681	7507	33	227.48	-	227.48	=	0.00	300	797	300	797
16	01/09/24	227	0	247	256	268	771	771	8278	36	229.94	-	227.48	=	2.46	300	797	300	797

End of 1st split

17	01/16/24	229	0	184	225	277	686	686	8964	39	229.85	-	229.94	=	-0.10	300	797	300	797
18	01/23/24	229	0	a229	a229	a229	687	687	8964	39	229.85	-	229.85	=	0.00	300	797	300	797
19	01/30/24	229	0				0	0	8964	39	229.85	-	229.85	=	0.00	300	797	300	797
20	02/06/24	229	0	193	133	213	539	539	9503	42	226.26	-	229.85	=	-3.58	300	797	300	797
21	02/13/24	226	0	183	203	225	611	611	10114	45	224.76	-	226.26	=	-1.51	300	797	300	797
22	02/20/24	224	0	220	233	233	686	686	10800	48	225.00	-	224.76	=	0.24	300	797	300	797
23	02/27/24	225	0	a225	a225	a225	675	675	10800	48	225.00	-	225.00	=	0.00	300	797	300	797
24	03/05/24	225	0	192	225	165	582	582	11382	51	223.18	-	225.00	=	-1.82	300	797	300	797
25	03/12/24	223	0	227	216	190	633	633	12015	54	222.50	-	223.18	=	-0.68	300	797	300	797
26	03/19/24	222	0				0	0	12015	54	222.50	-	222.50	=	0.00	300	797	300	797
27	03/26/24	222	0	203	216	182	601	601	12616	57	221.33	-	222.50	=	-1.17	300	797	300	797
28	04/02/24	222	0	204	269	187	660	660	13276	60	221.27	-	221.33	=	-0.07	300	797	300	797
29	04/09/24	222	0				0	0	13276	60	221.27	-	221.27	=	0.00	300	797	300	797
30	04/16/24	222	0				0	0	13276	60	221.27	-	221.27	=	0.00	300	797	300	797
31	04/23/24	222	0	210	177	178	565	565	13841	63	219.70	-	221.27	=	-1.57	300	797	300	797
32	04/30/24	222	0	226	172	217	615	615	14456	66	219.03	-	219.70	=	-0.67	300	797	300	797

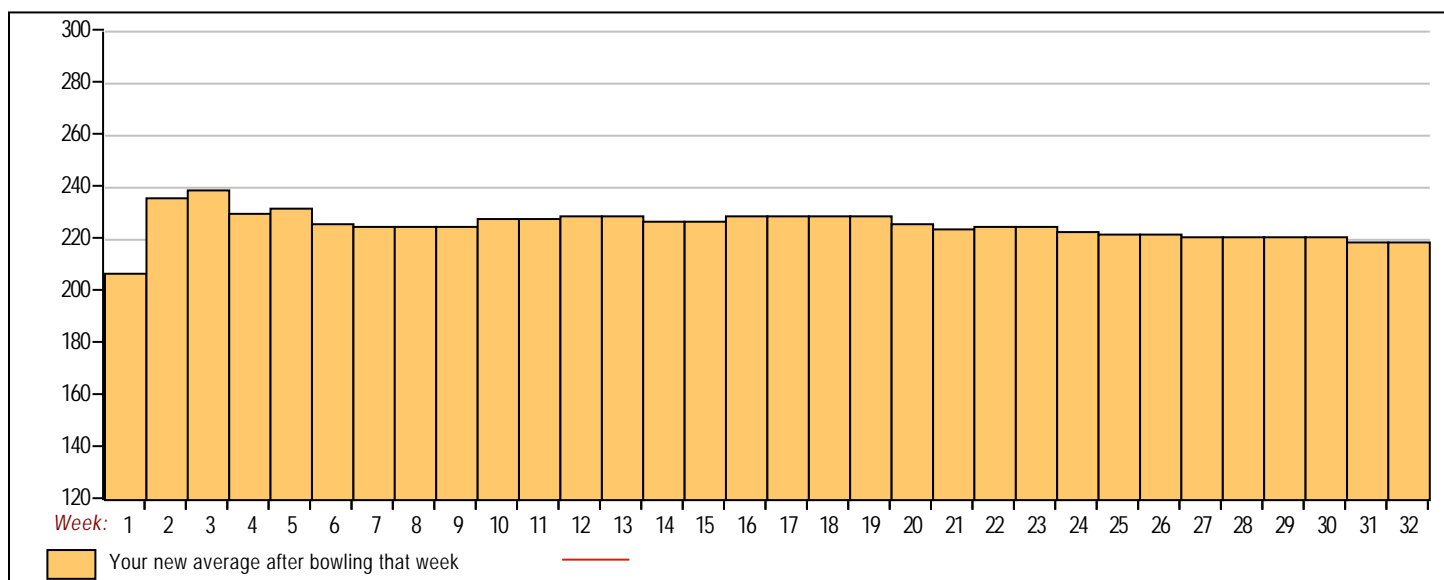
End of 2nd split

<u><100</u>	<u>100's</u>	<u>125's</u>	<u>150's</u>	<u>175's</u>	<u>200's</u>	<u>225's</u>	<u>250's</u>	<u>275's</u>	<u>300's</u>
		1	5	12	19	16	9	2	2
<u><400</u>	<u>400's</u>	<u>450's</u>	<u>500's</u>	<u>550's</u>	<u>600's</u>	<u>650's</u>	<u>700's</u>	<u>750's</u>	<u>800's</u>
			1	3	7	5	4	2	

<u>Avg of Game 1</u>	<u>Avg of Game 2</u>	<u>Avg of Game 3</u>
222.41	218.14	216.55

High game of 300 on week 2 High series of 797 on week 2 High average of 239.22 after bowling week 3
 Low game of 133 on week 20 Low series of 539 on week 20 Low average of 207.67 after bowling week 1

High Scores by Game
 Game #1: 300 on week 2 Game #2: 269 on week 28 Game #3: 277 on week 17



Note: This report includes information through April 30 which is Week 32 of 32

Kevin Zhou's Bowling Record - Team 16: Hammer Time

Week No.	Bowling Date	Old Avg	Old HDCP	-1-	-2-	-3-	Total	HDCP Total	Pins	Gms	---Average Change---			High Game	High Sers	HDCP Game	HDCP Sers		
											New	Old	---> +/-						
1	09/05/23	bk188	0				0	0	0	0	-	0.00	=	0.00	0	0			
2	09/12/23	bk188	0				0	0	0	0	-	0.00	=	0.00	0	0			
3	09/19/23	bk188	0				0	0	0	0	-	0.00	=	0.00	0	0			
4	09/26/23	bk188	0				0	0	0	0	-	0.00	=	0.00	0	0			
5	10/10/23	bk188	0				0	0	0	0	-	0.00	=	0.00	0	0			
6	10/17/23	bk188	0				0	0	0	0	-	0.00	=	0.00	0	0			
7	10/24/23	bk188	0				0	0	0	0	-	0.00	=	0.00	0	0			
8	10/31/23	bk188	0				0	0	0	0	-	0.00	=	0.00	0	0			
9	11/07/23	bk188	0				0	0	0	0	-	0.00	=	0.00	0	0			
10	11/14/23	bk188	0				0	0	0	0	-	0.00	=	0.00	0	0			
11	11/21/23	bk188	28	180	176	147	503	587	503	3	167.67	-	0.00	=	167.67	180	503	208	587
12	11/28/23	bk188	0				0	0	503	3	167.67	-	167.67	=	0.00	180	503	208	587
13	12/05/23	bk188	0				0	0	503	3	167.67	-	167.67	=	0.00	180	503	208	587
14	12/12/23	bk188	0				0	0	503	3	167.67	-	167.67	=	0.00	180	503	208	587
15	12/19/23	bk188	0				0	0	503	3	167.67	-	167.67	=	0.00	180	503	208	587
16	01/09/24	bk188	0				0	0	503	3	167.67	-	167.67	=	0.00	180	503	208	587

End of 1st split

17	01/16/24	bk188	0				0	0	503	3	167.67	-	167.67	=	0.00	180	503	208	587
18	01/23/24	bk188	0				0	0	503	3	167.67	-	167.67	=	0.00	180	503	208	587
19	01/30/24	bk188	28	243	224	212	679	763	1182	6	197.00	-	167.67	=	29.33	243	679	271	763
20	02/06/24	bk188	28	241	236	171	648	732	1830	9	203.33	-	197.00	=	6.33	243	679	271	763
21	02/13/24	203	15	169	225	183	577	622	2407	12	200.58	-	203.33	=	-2.75	243	679	271	763
22	02/20/24	200	18	147	192	176	515	569	2922	15	194.80	-	200.58	=	-5.78	243	679	271	763
23	02/27/24	194	23	244	217	210	671	740	3593	18	199.61	-	194.80	=	4.81	244	679	271	763
24	03/05/24	199	0				0	0	3593	18	199.61	-	199.61	=	0.00	244	679	271	763
25	03/12/24	199	0				0	0	3593	18	199.61	-	199.61	=	0.00	244	679	271	763
26	03/19/24	199	18	192	189	143	524	578	4117	21	196.05	-	199.61	=	-3.56	244	679	271	763
27	03/26/24	196	0				0	0	4117	21	196.05	-	196.05	=	0.00	244	679	271	763
28	04/02/24	196	0				0	0	4117	21	196.05	-	196.05	=	0.00	244	679	271	763
29	04/09/24	196	21	168	174	234	576	639	4693	24	195.54	-	196.05	=	-0.51	244	679	271	763
30	04/16/24	195	22	153	155	191	499	565	5192	27	192.30	-	195.54	=	-3.25	244	679	271	763
31	04/23/24	192	0				0	0	5192	27	192.30	-	192.30	=	0.00	244	679	271	763
32	04/30/24	192	25				0	0	5192	27	192.30	-	192.30	=	0.00	244	679	271	763

End of 2nd split

<u><100</u>	<u>100's</u>	<u>125's</u>	<u>150's</u>	<u>175's</u>	<u>200's</u>	<u>225's</u>	<u>250's</u>	<u>275's</u>	<u>300's</u>
		3	6	8	4	6			
<u><400</u>	<u>400's</u>	<u>450's</u>	<u>500's</u>	<u>550's</u>	<u>600's</u>	<u>650's</u>	<u>700's</u>	<u>750's</u>	<u>800's</u>
		1	3	2	1	2			

<u>Avg of Game 1</u>	<u>Avg of Game 2</u>	<u>Avg of Game 3</u>
193.00	198.67	185.22

High game of 244 on week 23
Low game of 143 on week 26

High series of 679 on week 19
Low series of 499 on week 30

High average of 203.33 after bowling week 20
Low average of 167.67 after bowling week 11

High Scores by Game

Game #1: 244 on week 23 Game #2: 236 on week 20 Game #3: 234 on week 29

