

Note: This report includes information through April 30 which is Week 32 of 32

Harry Kwong's Bowling Record - Team 14: Team 14

Table with columns: Week No., Bowling Date, Old Avg, Old HDCP, -1-, -2-, -3-, Total, HDCP Total, Pins, Gms, ---Average Change--- (New - Old ---> +/-), High Game, High Sers, HDCP Game, HDCP Sers. Rows 1-16.

End of 1st split

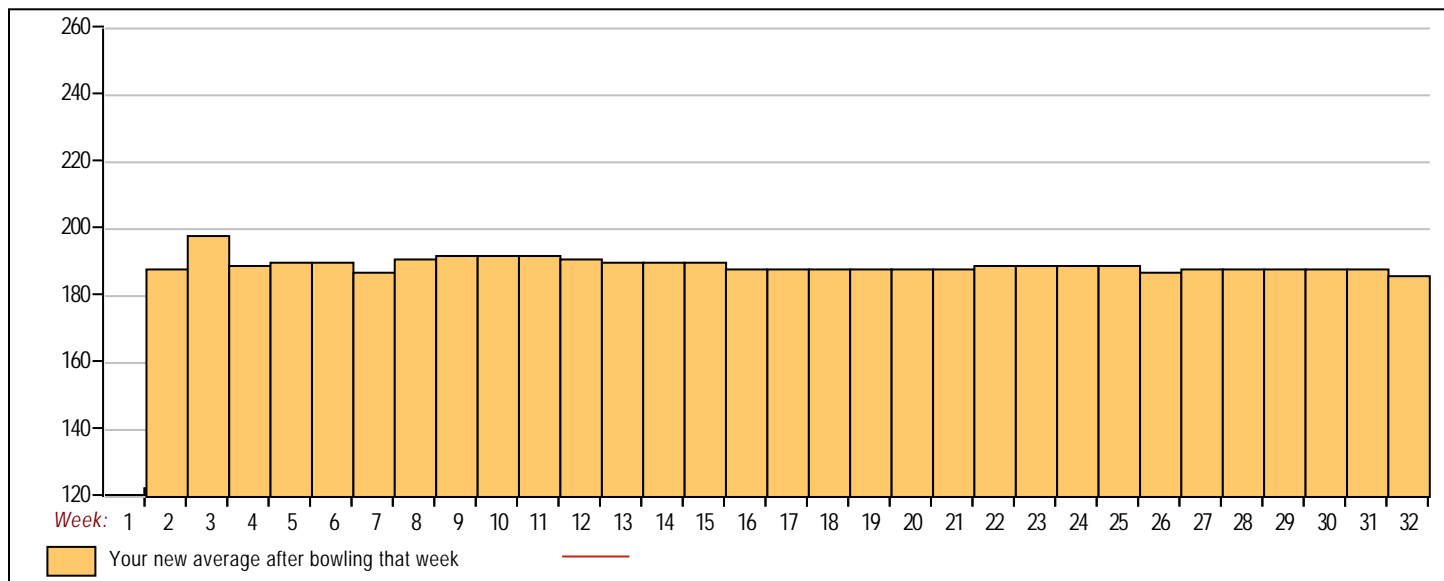
Table with columns: Week No., Bowling Date, Old Avg, Old HDCP, -1-, -2-, -3-, Total, HDCP Total, Pins, Gms, ---Average Change--- (New - Old ---> +/-), High Game, High Sers, HDCP Game, HDCP Sers. Rows 17-32.

End of 2nd split

Summary statistics table with columns: <100, 100's, 125's, 150's, 175's, 200's, 225's, 250's, 275's, 300's, <400, 400's, 450's, 500's, 550's, 600's, 650's, 700's, 750's, 800's. Includes Avg of Game 1, 2, 3.

High game of 258 on week 8 High series of 630 on week 8 High average of 198.83 after bowling week 3
Low game of 125 on week 32 Low series of 456 on week 32 Low average of 186.46 after bowling week 32

High Scores by Game
Game #1: 236 on week 22 Game #2: 226 on week 27 Game #3: 258 on week 8



Note: This report includes information through April 30 which is Week 32 of 32

Albert V-Ribeiro's Bowling Record - Team 14: Team 14

Table with columns: Week No., Bowling Date, Old Avg, Old HDCP, -1-, -2-, -3-, Total, HDCP Total, Pins, Gms, ---Average Change--- (New - Old ---> +/-), High Game, High Sers, HDCP Game, HDCP Sers. Rows 1-16.

End of 1st split

Table with columns: Week No., Bowling Date, Old Avg, Old HDCP, -1-, -2-, -3-, Total, HDCP Total, Pins, Gms, ---Average Change--- (New - Old ---> +/-), High Game, High Sers, HDCP Game, HDCP Sers. Rows 17-32.

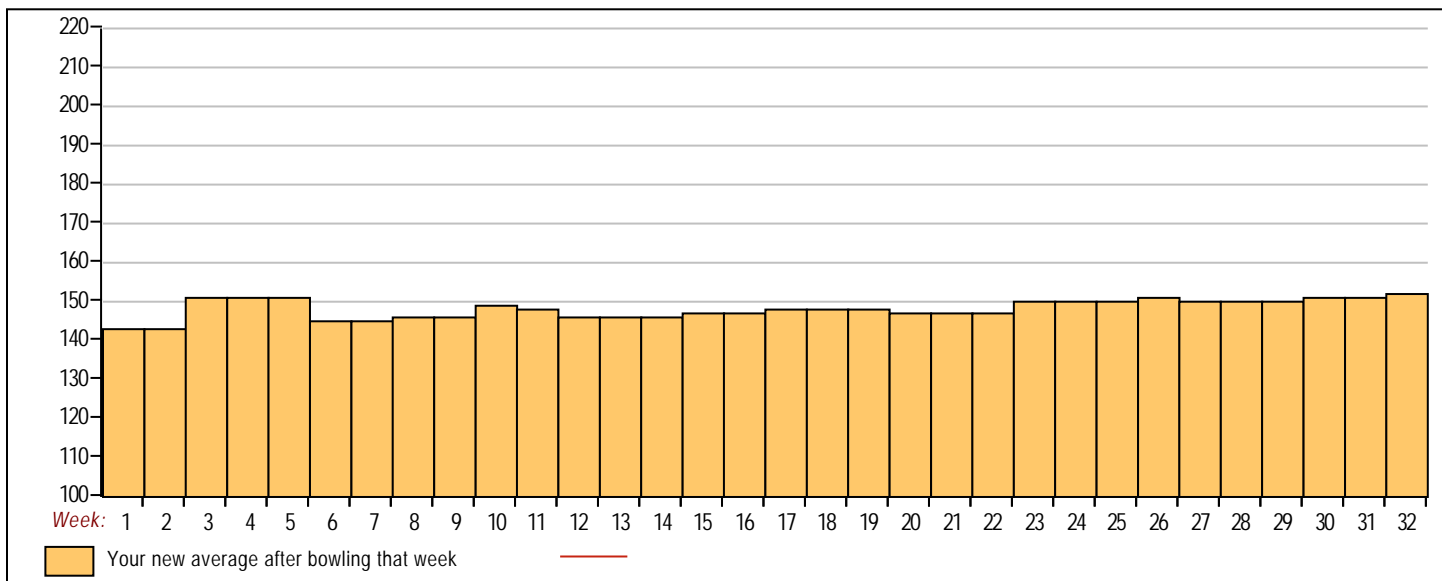
End of 2nd split

Summary table for score ranges: <100, 100's, 125's, 150's, 175's, 200's, 225's, 250's, 275's, 300's, <400, 400's, 450's, 500's, 550's, 600's, 650's, 700's, 750's, 800's.

Avg of Game 1: 151.94, Avg of Game 2: 150.18, Avg of Game 3: 155.94

High game of 216 on week 23, High series of 566 on week 23, High average of 152.69 after bowling week 32, Low game of 116 on week 12, Low series of 399 on week 12, Low average of 143.33 after bowling week 1

High Scores by Game: Game #1: 185 on week 30, Game #2: 197 on week 32, Game #3: 216 on week 23



Note: This report includes information through April 30 which is Week 32 of 32

Robert Lim's Bowling Record - Team 14: Team 14

Table with columns: Week No., Bowling Date, Old Avg, Old HDCP, -1-, -2-, -3-, Total, HDCP Total, Pins, Gms, ---Average Change--- (New - Old ---> +/-), High Game, High Sers, HDCP Game, HDCP Sers. Rows 1-16.

End of 1st split

Table with columns: Week No., Bowling Date, Old Avg, Old HDCP, -1-, -2-, -3-, Total, HDCP Total, Pins, Gms, ---Average Change--- (New - Old ---> +/-), High Game, High Sers, HDCP Game, HDCP Sers. Rows 17-32.

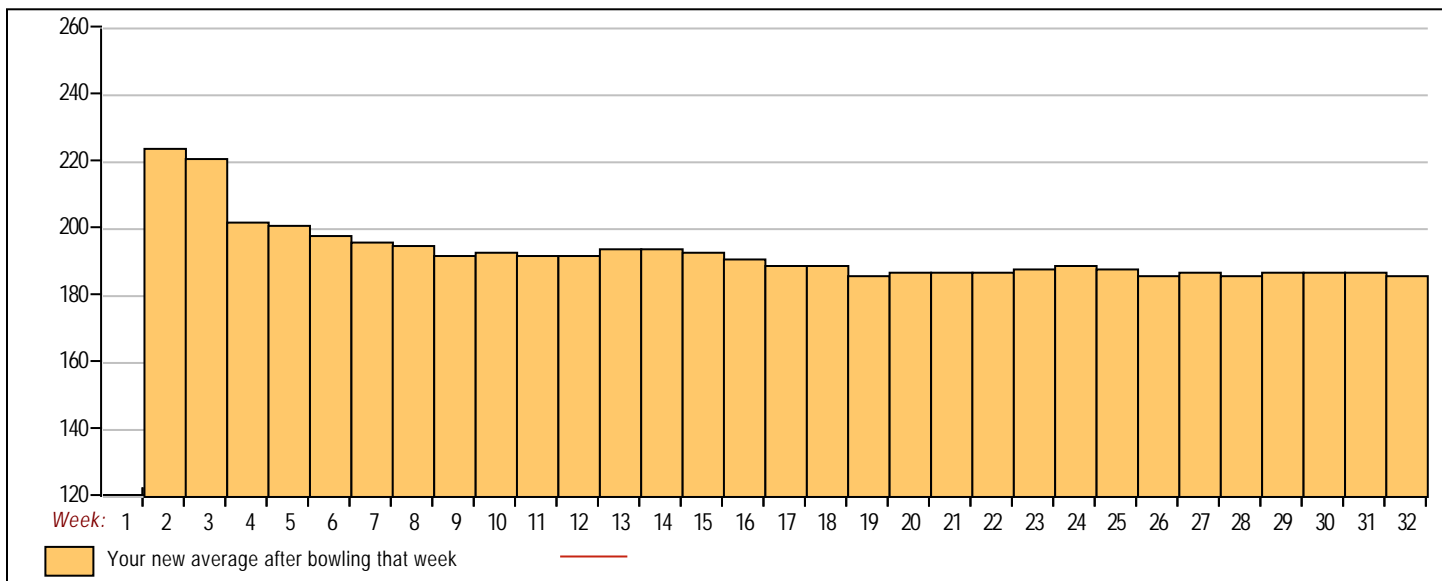
End of 2nd split

Summary table for score ranges: <100, 100's, 125's, 150's, 175's, 200's, 225's, 250's, 275's, 300's, <400, 400's, 450's, 500's, 550's, 600's, 650's, 700's, 750's, 800's.

Avg of Game 1: 179.33, Avg of Game 2: 189.07, Avg of Game 3: 192.27

High game of 247 on week 2, High series of 672 on week 2, High average of 224.00 after bowling week 2, Low game of 129 on week 32, Low series of 440 on week 19, Low average of 186.60 after bowling week 28

High Scores by Game: Game #1: 235 on week 29, Game #2: 234 on week 13, Game #3: 247 on week 2



Note: This report includes information through April 30 which is Week 32 of 32

Tylon Leung's Bowling Record - Team 14: Team 14

Week No.	Bowling Date	Old Avg	Old HDCP	-			Total	HDCP Total	Pins	Gms	---Average Change---			High Game	High Sers	HDCP Game	HDCP Sers		
				-1-	-2-	-3-					New	Old	---> +/-						
1	09/05/23	bk204	14	214	194	237	645	687	645	3	215.00	-	0.00	=	215.00	237	645	251	687
2	09/12/23	bk204	14	180	269	195	644	686	1289	6	214.83	-	215.00	=	-0.17	269	645	283	687
3	09/19/23	bk204	0				0	0	1289	6	214.83	-	214.83	=	0.00	269	645	283	687
4	09/26/23	bk204	14	194	216	208	618	660	1907	9	211.89	-	214.83	=	-2.94	269	645	283	687
5	10/10/23	211	8	191	246	200	637	661	2544	12	212.00	-	211.89	=	0.11	269	645	283	687
6	10/17/23	212	7	232	193	243	668	689	3212	15	214.13	-	212.00	=	2.13	269	668	283	689
7	10/24/23	214	5	213	211	201	625	640	3837	18	213.17	-	214.13	=	-0.97	269	668	283	689
8	10/31/23	213	0				0	0	3837	18	213.17	-	213.17	=	0.00	269	668	283	689
9	11/07/23	213	6	193	217	177	587	605	4424	21	210.67	-	213.17	=	-2.50	269	668	283	689
10	11/14/23	210	9	267	196	204	667	694	5091	24	212.13	-	210.67	=	1.46	269	668	283	694
11	11/21/23	212	7	175	258	179	612	633	5703	27	211.22	-	212.13	=	-0.90	269	668	283	694
12	11/28/23	211	0				0	0	5703	27	211.22	-	211.22	=	0.00	269	668	283	694
13	12/05/23	211	8	183	212	227	622	646	6325	30	210.83	-	211.22	=	-0.39	269	668	283	694
14	12/12/23	210	0				0	0	6325	30	210.83	-	210.83	=	0.00	269	668	283	694
15	12/19/23	210	9	237	234	213	684	711	7009	33	212.39	-	210.83	=	1.56	269	684	283	711
16	01/09/24	212	7	201	228	181	610	631	7619	36	211.64	-	212.39	=	-0.76	269	684	283	711

End of 1st split

17	01/16/24	211	8	190	246	177	613	637	8232	39	211.08	-	211.64	=	-0.56	269	684	283	711
18	01/23/24	211	8	162	226	203	591	615	8823	42	210.07	-	211.08	=	-1.01	269	684	283	711
19	01/30/24	210	9	224	181	208	613	640	9436	45	209.69	-	210.07	=	-0.38	269	684	283	711
20	02/06/24	209	9	257	189	200	646	673	10082	48	210.04	-	209.69	=	0.35	269	684	283	711
21	02/13/24	210	9	216	236	249	701	728	10783	51	211.43	-	210.04	=	1.39	269	701	283	728
22	02/20/24	211	8	195	233	268	696	720	11479	54	212.57	-	211.43	=	1.14	269	701	283	728
23	02/27/24	212	7	247	258	216	721	742	12200	57	214.04	-	212.57	=	1.46	269	721	283	742
24	03/05/24	214	5	222	195	201	618	633	12818	60	213.63	-	214.04	=	-0.40	269	721	283	742
25	03/12/24	213	6	153	175	191	519	537	13337	63	211.70	-	213.63	=	-1.93	269	721	283	742
26	03/19/24	211	0				0	0	13337	63	211.70	-	211.70	=	0.00	269	721	283	742
27	03/26/24	211	0				0	0	13337	63	211.70	-	211.70	=	0.00	269	721	283	742
28	04/02/24	211	8	202	174	213	589	613	13926	66	211.00	-	211.70	=	-0.70	269	721	283	742
29	04/09/24	211	8	151	190	237	578	602	14504	69	210.20	-	211.00	=	-0.80	269	721	283	742
30	04/16/24	210	0				0	0	14504	69	210.20	-	210.20	=	0.00	269	721	283	742
31	04/23/24	210	9	182	215	202	599	626	15103	72	209.76	-	210.20	=	-0.44	269	721	283	742
32	04/30/24	209	9				0	0	15103	72	209.76	-	209.76	=	0.00	269	721	283	742

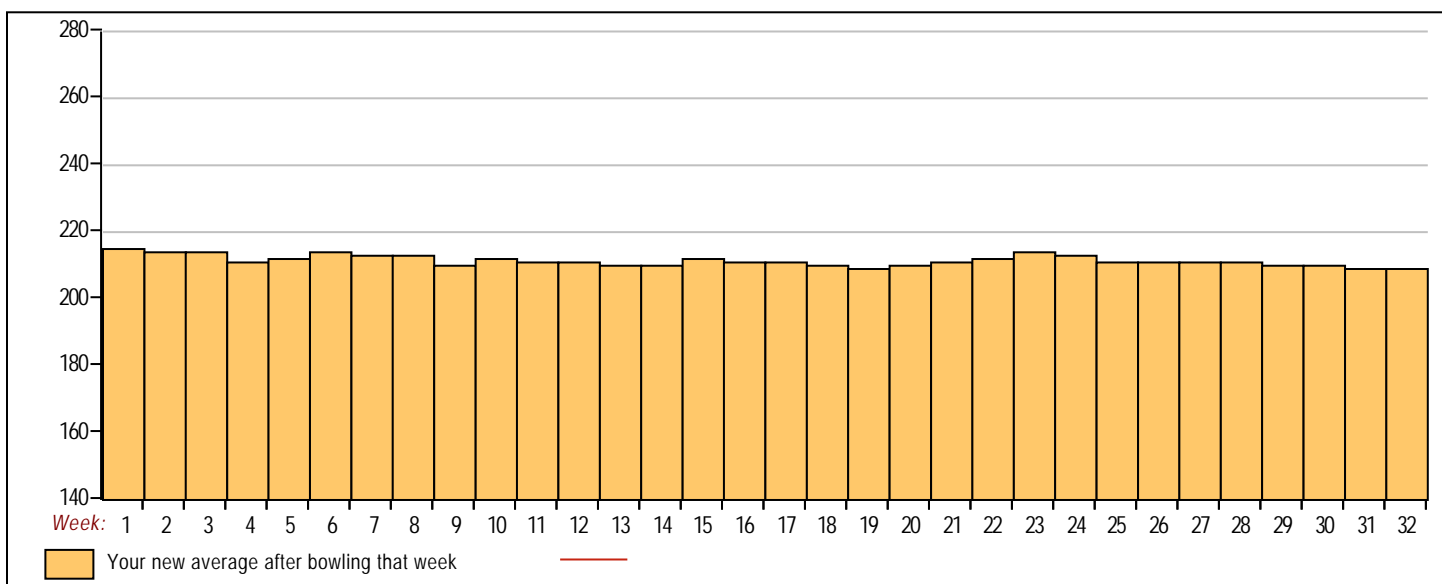
End of 2nd split

<u><100</u>	<u>100's</u>	<u>125's</u>	<u>150's</u>	<u>175's</u>	<u>200's</u>	<u>225's</u>	<u>250's</u>	<u>275's</u>	<u>300's</u>
			4	23	24	15	6		
<u><400</u>	<u>400's</u>	<u>450's</u>	<u>500's</u>	<u>550's</u>	<u>600's</u>	<u>650's</u>	<u>700's</u>	<u>750's</u>	<u>800's</u>
			1	5	12	4	2		

<u>Avg of Game 1</u>	<u>Avg of Game 2</u>	<u>Avg of Game 3</u>
203.38	216.33	209.58

High game of 269 on week 2 High series of 721 on week 23 High average of 215.00 after bowling week 1
 Low game of 151 on week 29 Low series of 519 on week 25 Low average of 209.69 after bowling week 19

High Scores by Game
 Game #1: 267 on week 10 Game #2: 269 on week 2 Game #3: 268 on week 22



Note: This report includes information through April 30 which is Week 32 of 32

Alex Chuang's Bowling Record - Team 14: Team 14

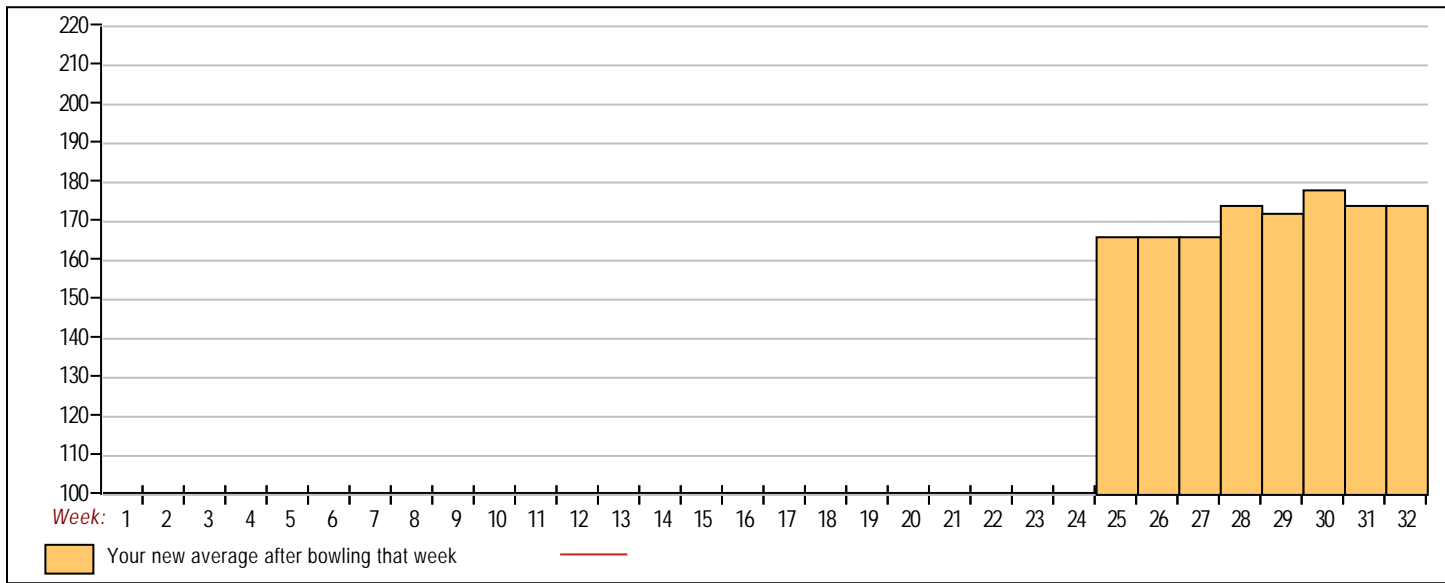
Week No.	Bowling Date	Old Avg	Old HDCP	-1-	-2-	-3-	Total	HDCP Total	Pins	Gms	---Average Change---			High Game	High Sers	HDCP Game	HDCP Sers		
											New	Old	---> +/-						
16	01/09/24	bk154	0				0	0	0	0	-	0.00	=	0.00	0	0			
End of 1st split																			
17	01/16/24	bk154	0				0	0	0	0	-	0.00	=	0.00	0	0			
18	01/23/24	bk154	0				0	0	0	0	-	0.00	=	0.00	0	0			
19	01/30/24	bk154	0				0	0	0	0	-	0.00	=	0.00	0	0			
20	02/06/24	bk154	0				0	0	0	0	-	0.00	=	0.00	0	0			
21	02/13/24	bk154	0				0	0	0	0	-	0.00	=	0.00	0	0			
22	02/20/24	bk154	0				0	0	0	0	-	0.00	=	0.00	0	0			
23	02/27/24	bk154	0				0	0	0	0	-	0.00	=	0.00	0	0			
24	03/05/24	bk154	0				0	0	0	0	-	0.00	=	0.00	0	0			
25	03/12/24	bk154	59	199	182	117	498	675	498	3	166.00	-	0.00	=	166.00	199	498	258	675
26	03/19/24	bk154	0				0	0	498	3	166.00	-	166.00	=	0.00	199	498	258	675
27	03/26/24	bk154	0				0	0	498	3	166.00	-	166.00	=	0.00	199	498	258	675
28	04/02/24	bk154	59	211	131	205	547	724	1045	6	174.17	-	166.00	=	8.17	211	547	270	724
29	04/09/24	bk154	59	162	150	196	508	685	1553	9	172.56	-	174.17	=	-1.61	211	547	270	724
30	04/16/24	172	43	181	192	218	591	720	2144	12	178.67	-	172.56	=	6.11	218	591	270	724
31	04/23/24	178	37	158	137	173	468	579	2612	15	174.13	-	178.67	=	-4.53	218	591	270	724
32	04/30/24	174	41				0	0	2612	15	174.13	-	174.13	=	0.00	218	591	270	724

End of 2nd split

<u><100</u>	<u>100's</u>	<u>125's</u>	<u>150's</u>	<u>175's</u>	<u>200's</u>	<u>225's</u>	<u>250's</u>	<u>275's</u>	<u>300's</u>
	1	2	4	5	3				
<u><400</u>	<u>400's</u>	<u>450's</u>	<u>500's</u>	<u>550's</u>	<u>600's</u>	<u>650's</u>	<u>700's</u>	<u>750's</u>	<u>800's</u>
		2	2	1					
			<u>Avg of Game 1</u>	<u>Avg of Game 2</u>	<u>Avg of Game 3</u>				
			182.20	158.40	181.80				

High game of 218 on week 30 High series of 591 on week 30 High average of 178.67 after bowling week 30
 Low game of 117 on week 25 Low series of 468 on week 31 Low average of 166.00 after bowling week 25

High Scores by Game
 Game #1: 211 on week 28 Game #2: 192 on week 30 Game #3: 218 on week 30



Note: This report includes information through April 30 which is Week 32 of 32

Tom Yee's Bowling Record - Team 14: Team 14

Week No.	Bowling Date	Old Avg	Old HDCP	-1-	-2-	-3-	Total	HDCP Total	Pins	Gms	---Average Change---			High Game	High Sers	HDCP Game	HDCP Sers		
											New	Old	---> +/-						
1	09/05/23	bk195	22	244	158	189	591	657	591	3	197.00	-	0.00	=	197.00	244	591	266	657
2	09/12/23	bk195	0				0	0	591	3	197.00	-	197.00	=	0.00	244	591	266	657
3	09/19/23	bk195	0				0	0	591	3	197.00	-	197.00	=	0.00	244	591	266	657
4	09/26/23	bk195	0				0	0	591	3	197.00	-	197.00	=	0.00	244	591	266	657
5	10/10/23	bk195	0				0	0	591	3	197.00	-	197.00	=	0.00	244	591	266	657
6	10/17/23	bk195	0				0	0	591	3	197.00	-	197.00	=	0.00	244	591	266	657
7	10/24/23	bk195	0				0	0	591	3	197.00	-	197.00	=	0.00	244	591	266	657
8	10/31/23	bk195	0				0	0	591	3	197.00	-	197.00	=	0.00	244	591	266	657
9	11/07/23	bk195	0				0	0	591	3	197.00	-	197.00	=	0.00	244	591	266	657
10	11/14/23	bk195	0				0	0	591	3	197.00	-	197.00	=	0.00	244	591	266	657
11	11/21/23	bk195	0				0	0	591	3	197.00	-	197.00	=	0.00	244	591	266	657
12	11/28/23	bk195	0				0	0	591	3	197.00	-	197.00	=	0.00	244	591	266	657
13	12/05/23	bk195	0				0	0	591	3	197.00	-	197.00	=	0.00	244	591	266	657
14	12/12/23	bk195	0				0	0	591	3	197.00	-	197.00	=	0.00	244	591	266	657
15	12/19/23	bk195	0				0	0	591	3	197.00	-	197.00	=	0.00	244	591	266	657
16	01/09/24	bk195	0				0	0	591	3	197.00	-	197.00	=	0.00	244	591	266	657

End of 1st split

17	01/16/24	bk195	0				0	0	591	3	197.00	-	197.00	=	0.00	244	591	266	657
18	01/23/24	bk195	0				0	0	591	3	197.00	-	197.00	=	0.00	244	591	266	657
19	01/30/24	bk195	0				0	0	591	3	197.00	-	197.00	=	0.00	244	591	266	657
20	02/06/24	bk195	0				0	0	591	3	197.00	-	197.00	=	0.00	244	591	266	657
21	02/13/24	bk195	0				0	0	591	3	197.00	-	197.00	=	0.00	244	591	266	657
22	02/20/24	bk195	0				0	0	591	3	197.00	-	197.00	=	0.00	244	591	266	657
23	02/27/24	bk195	0				0	0	591	3	197.00	-	197.00	=	0.00	244	591	266	657
24	03/05/24	bk195	0				0	0	591	3	197.00	-	197.00	=	0.00	244	591	266	657
25	03/12/24	bk195	0				0	0	591	3	197.00	-	197.00	=	0.00	244	591	266	657
26	03/19/24	bk195	0				0	0	591	3	197.00	-	197.00	=	0.00	244	591	266	657
27	03/26/24	bk195	0				0	0	591	3	197.00	-	197.00	=	0.00	244	591	266	657
28	04/02/24	bk195	0				0	0	591	3	197.00	-	197.00	=	0.00	244	591	266	657
29	04/09/24	bk195	0				0	0	591	3	197.00	-	197.00	=	0.00	244	591	266	657
30	04/16/24	bk195	0				0	0	591	3	197.00	-	197.00	=	0.00	244	591	266	657
31	04/23/24	bk195	0				0	0	591	3	197.00	-	197.00	=	0.00	244	591	266	657
32	04/30/24	bk195	22				0	0	591	3	197.00	-	197.00	=	0.00	244	591	266	657

End of 2nd split

<u><100</u>	<u>100's</u>	<u>125's</u>	<u>150's</u>	<u>175's</u>	<u>200's</u>	<u>225's</u>	<u>250's</u>	<u>275's</u>	<u>300's</u>
			1	1		1			
<u><400</u>	<u>400's</u>	<u>450's</u>	<u>500's</u>	<u>550's</u>	<u>600's</u>	<u>650's</u>	<u>700's</u>	<u>750's</u>	<u>800's</u>
				1					

Avg of Game 1	Avg of Game 2	Avg of Game 3
244.00	158.00	189.00

High game of 244 on week 1 High series of 591 on week 1 High average of 197.00 after bowling week 1
 Low game of 158 on week 1 Low series of 591 on week 1 Low average of 197.00 after bowling week 1

High Scores by Game
 Game #1: 244 on week 1 Game #2: 158 on week 1 Game #3: 189 on week 1

