

Note: This report includes information through April 30 which is Week 32 of 32

Tony Tam's Bowling Record - Team 13: Fraternity of Bowlers

Week No.	Bowling Date	Old Avg	Old HDCP	-			Total	HDCP Total	Pins	Gms	---Average Change---			High Game	High Sers	HDCP Game	HDCP Sers		
				-1-	-2-	-3-					New	Old	---> +/-						
1	09/05/23	bk182	34	212	182	199	593	695	593	3	197.67	-	0.00	=	197.67	212	593	246	695
2	09/12/23	bk182	34	221	224	180	625	727	1218	6	203.00	-	197.67	=	5.33	224	625	258	727
3	09/19/23	bk182	34	186	160	197	543	645	1761	9	195.67	-	203.00	=	-7.33	224	625	258	727
4	09/26/23	195	22	208	161	178	547	613	2308	12	192.33	-	195.67	=	-3.33	224	625	258	727
5	10/10/23	192	25	154	163	168	485	560	2793	15	186.20	-	192.33	=	-6.13	224	625	258	727
6	10/17/23	186	30	149	189	166	504	594	3297	18	183.17	-	186.20	=	-3.03	224	625	258	727
7	10/24/23	183	33	148	164	210	522	621	3819	21	181.86	-	183.17	=	-1.31	224	625	258	727
8	10/31/23	181	0				0	0	3819	21	181.86	-	181.86	=	0.00	224	625	258	727
9	11/07/23	181	35	222	172	161	555	660	4374	24	182.25	-	181.86	=	0.39	224	625	258	727
10	11/14/23	182	34	160	203	213	576	678	4950	27	183.33	-	182.25	=	1.08	224	625	258	727
11	11/21/23	183	0				0	0	4950	27	183.33	-	183.33	=	0.00	224	625	258	727
12	11/28/23	183	0				0	0	4950	27	183.33	-	183.33	=	0.00	224	625	258	727
13	12/05/23	183	33	214	194	237	645	744	5595	30	186.50	-	183.33	=	3.17	237	645	270	744
14	12/12/23	186	30	140	164	210	514	604	6109	33	185.12	-	186.50	=	-1.38	237	645	270	744
15	12/19/23	185	31	204	189	147	540	633	6649	36	184.69	-	185.12	=	-0.43	237	645	270	744
16	01/09/24	184	32	198	259	193	650	746	7299	39	187.15	-	184.69	=	2.46	259	650	291	746

End of 1st split

17	01/16/24	187	0				0	0	7299	39	187.15	-	187.15	=	0.00	259	650	291	746
18	01/23/24	187	29	147	159	140	446	533	7745	42	184.40	-	187.15	=	-2.75	259	650	291	746
19	01/30/24	184	0				0	0	7745	42	184.40	-	184.40	=	0.00	259	650	291	746
20	02/06/24	184	32	191	141	103	435	531	8180	45	181.78	-	184.40	=	-2.63	259	650	291	746
21	02/13/24	181	35	141	203	141	485	590	8665	48	180.52	-	181.78	=	-1.26	259	650	291	746
22	02/20/24	180	36	175	202	190	567	675	9232	51	181.02	-	180.52	=	0.50	259	650	291	746
23	02/27/24	181	35	168	177	204	549	654	9781	54	181.13	-	181.02	=	0.11	259	650	291	746
24	03/05/24	181	35	190	242	213	645	750	10426	57	182.91	-	181.13	=	1.78	259	650	291	750
25	03/12/24	182	34	259	195	199	653	755	11079	60	184.65	-	182.91	=	1.74	259	653	293	755
26	03/19/24	184	0				0	0	11079	60	184.65	-	184.65	=	0.00	259	653	293	755
27	03/26/24	184	32	178	212	191	581	677	11660	63	185.08	-	184.65	=	0.43	259	653	293	755
28	04/02/24	185	0				0	0	11660	63	185.08	-	185.08	=	0.00	259	653	293	755
29	04/09/24	185	31	180	194	196	570	663	12230	66	185.30	-	185.08	=	0.22	259	653	293	755
30	04/16/24	185	31	216	192	133	541	634	12771	69	185.09	-	185.30	=	-0.22	259	653	293	755
31	04/23/24	185	31	170	141	178	489	582	13260	72	184.17	-	185.09	=	-0.92	259	653	293	755
32	04/30/24	184	32	168	166	160	494	590	13754	75	183.39	-	184.17	=	-0.78	259	653	293	755

End of 2nd split

<u><100</u>	<u>100's</u>	<u>125's</u>	<u>150's</u>	<u>175's</u>	<u>200's</u>	<u>225's</u>	<u>250's</u>	<u>275's</u>	<u>300's</u>
	1	11	17	25	17	2	2		
<u><400</u>	<u>400's</u>	<u>450's</u>	<u>500's</u>	<u>550's</u>	<u>600's</u>	<u>650's</u>	<u>700's</u>	<u>750's</u>	<u>800's</u>
	2	4	8	6	3	2			

<u>Avg of Game 1</u>	<u>Avg of Game 2</u>	<u>Avg of Game 3</u>
183.96	185.92	180.28

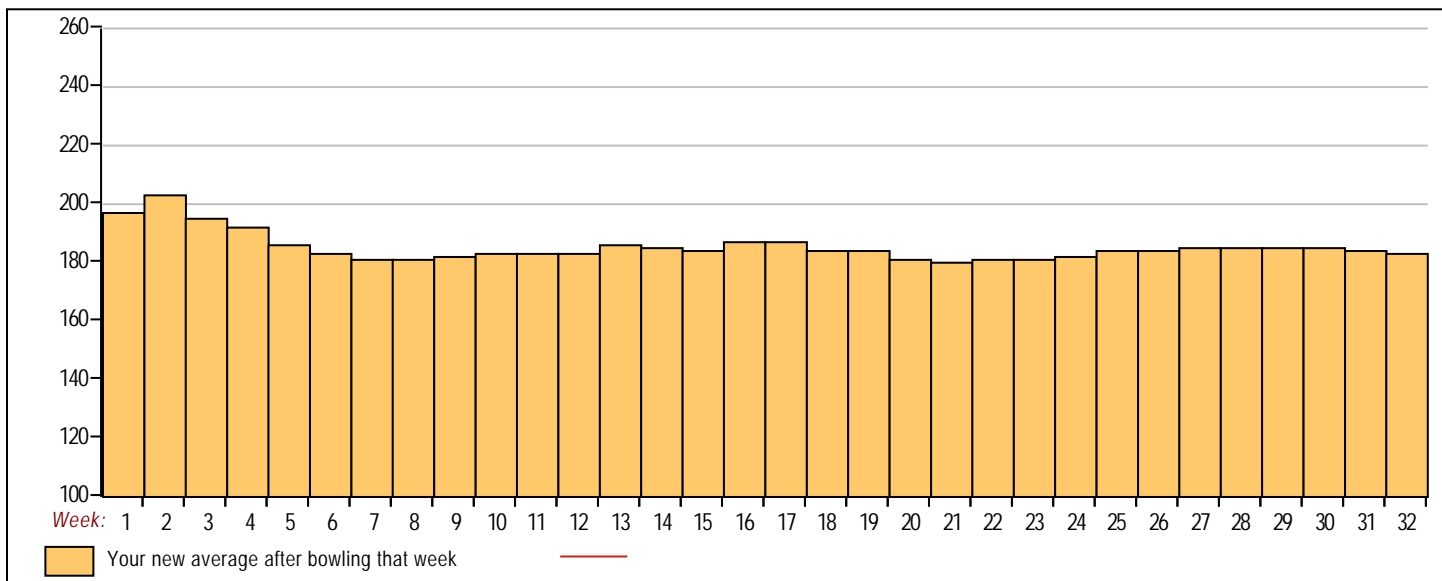
High game of 259 on week 16
Low game of 103 on week 20

High series of 653 on week 25
Low series of 435 on week 20

High average of 203.00 after bowling week 2
Low average of 180.52 after bowling week 21

High Scores by Game

Game #1: 259 on week 25 Game #2: 259 on week 16 Game #3: 237 on week 13



Note: This report includes information through April 30 which is Week 32 of 32

Ryan Keme's Bowling Record - Team 13: Fraternity of Bowlers

Week No.	Bowling Date	Old Avg	Old HDCP	-1- -2- -3-			HDCP Total		Pins	Gms	---Average Change---			High Game	High Sers	HDCP Game	HDCP Sers		
				Total	Total	Total	Total	Total			New - Old	---> +/-							
1	09/05/23	bk155	0				0	0	0	0	-	0.00	=	0.00	0	0			
2	09/12/23	bk155	58	170	150	111	431	605	431	3	143.67	-	0.00	=	143.67	170	431	228	605
3	09/19/23	bk155	0				0	0	431	3	143.67	-	143.67	=	0.00	170	431	228	605
4	09/26/23	bk155	58	154	138	146	438	612	869	6	144.83	-	143.67	=	1.17	170	438	228	612
5	10/10/23	bk155	0				0	0	869	6	144.83	-	144.83	=	0.00	170	438	228	612
6	10/17/23	bk155	0				0	0	869	6	144.83	-	144.83	=	0.00	170	438	228	612
7	10/24/23	bk155	58	143	149	154	446	620	1315	9	146.11	-	144.83	=	1.28	170	446	228	620
8	10/31/23	146	66	136	158	157	451	649	1766	12	147.17	-	146.11	=	1.06	170	451	228	649
9	11/07/23	147	0				0	0	1766	12	147.17	-	147.17	=	0.00	170	451	228	649
10	11/14/23	147	0				0	0	1766	12	147.17	-	147.17	=	0.00	170	451	228	649
11	11/21/23	147	65	a147	a147	a147	441	636	1766	12	147.17	-	147.17	=	0.00	170	451	228	649
12	11/28/23	147	65	a147	a147	a147	441	636	1766	12	147.17	-	147.17	=	0.00	170	451	228	649
13	12/05/23	147	0				0	0	1766	12	147.17	-	147.17	=	0.00	170	451	228	649
14	12/12/23	147	0				0	0	1766	12	147.17	-	147.17	=	0.00	170	451	228	649
15	12/19/23	147	0				0	0	1766	12	147.17	-	147.17	=	0.00	170	451	228	649
16	01/09/24	147	65	157	131	138	426	621	2192	15	146.13	-	147.17	=	-1.03	170	451	228	649

End of 1st split

17	01/16/24	146	0				0	0	2192	15	146.13	-	146.13	=	0.00	170	451	228	649
18	01/23/24	146	66	114	159	153	426	624	2618	18	145.44	-	146.13	=	-0.69	170	451	228	649
19	01/30/24	145	0				0	0	2618	18	145.44	-	145.44	=	0.00	170	451	228	649
20	02/06/24	145	67	133	170	167	470	671	3088	21	147.05	-	145.44	=	1.60	170	470	237	671
21	02/13/24	147	65	167	168	129	464	659	3552	24	148.00	-	147.05	=	0.95	170	470	237	671
22	02/20/24	148	0				0	0	3552	24	148.00	-	148.00	=	0.00	170	470	237	671
23	02/27/24	148	0				0	0	3552	24	148.00	-	148.00	=	0.00	170	470	237	671
24	03/05/24	148	0				0	0	3552	24	148.00	-	148.00	=	0.00	170	470	237	671
25	03/12/24	148	0				0	0	3552	24	148.00	-	148.00	=	0.00	170	470	237	671
26	03/19/24	148	0				0	0	3552	24	148.00	-	148.00	=	0.00	170	470	237	671
27	03/26/24	148	0				0	0	3552	24	148.00	-	148.00	=	0.00	170	470	237	671
28	04/02/24	148	64	148	156	165	469	661	4021	27	148.93	-	148.00	=	0.93	170	470	237	671
29	04/09/24	148	0				0	0	4021	27	148.93	-	148.93	=	0.00	170	470	237	671
30	04/16/24	148	64	a148	a148	a148	444	636	4021	27	148.93	-	148.93	=	0.00	170	470	237	671
31	04/23/24	148	64	159	173	131	463	655	4484	30	149.47	-	148.93	=	0.54	173	470	237	671
32	04/30/24	149	63	128	197	149	474	663	4958	33	150.24	-	149.47	=	0.78	197	474	260	671

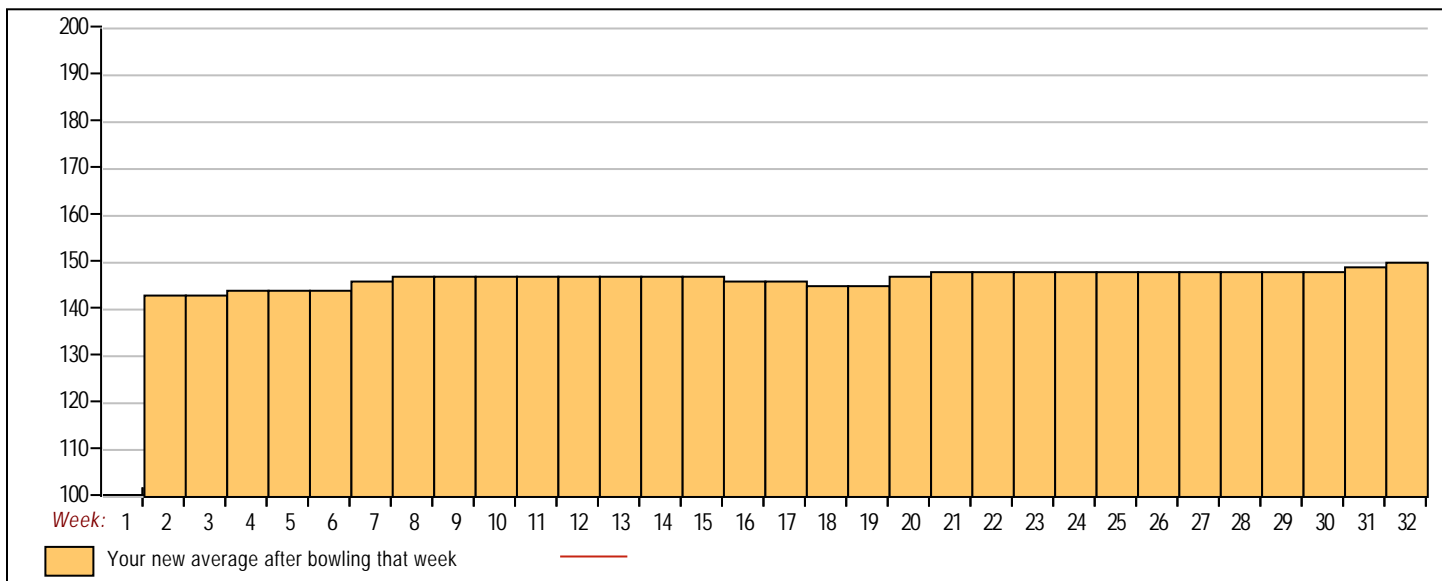
End of 2nd split

<u><100</u>	<u>100's</u>	<u>125's</u>	<u>150's</u>	<u>175's</u>	<u>200's</u>	<u>225's</u>	<u>250's</u>	<u>275's</u>	<u>300's</u>
	2	13	17	1					
<u><400</u>	<u>400's</u>	<u>450's</u>	<u>500's</u>	<u>550's</u>	<u>600's</u>	<u>650's</u>	<u>700's</u>	<u>750's</u>	<u>800's</u>
	5	6							

<u>Avg of Game 1</u>	<u>Avg of Game 2</u>	<u>Avg of Game 3</u>
146.27	159.00	145.45

High game of 197 on week 32 High series of 474 on week 32 High average of 150.24 after bowling week 32
 Low game of 111 on week 2 Low series of 426 on week 16 Low average of 143.67 after bowling week 2

High Scores by Game
 Game #1: 170 on week 2 Game #2: 197 on week 32 Game #3: 167 on week 20



Note: This report includes information through April 30 which is Week 32 of 32

Edmond Lea's Bowling Record - Team 13: Fraternity of Bowlers

Week No.	Bowling Date	Old Avg	Old HDCP	-1- -2- -3-			Total	HDCP Total	Pins	Gms	---Average Change---			High Game	High Sers	HDCP Game	HDCP Sers
				-1-	-2-	-3-					New - Old	---> +/-					
1	09/05/23	bk163	51	170	176	193	539	692	539	3	179.67	- 0.00	= 179.67	193	539	244	692
2	09/12/23	bk163	51	166	117	154	437	590	976	6	162.67	- 179.67	= -17.00	193	539	244	692
3	09/19/23	bk163	0				0	0	976	6	162.67	- 162.67	= 0.00	193	539	244	692
4	09/26/23	bk163	51	181	172	163	516	669	1492	9	165.78	- 162.67	= 3.11	193	539	244	692
5	10/10/23	165	49	204	120	125	449	596	1941	12	161.75	- 165.78	= -4.03	204	539	253	692
6	10/17/23	161	53	149	170	168	487	646	2428	15	161.87	- 161.75	= 0.12	204	539	253	692
7	10/24/23	161	53	198	168	155	521	680	2949	18	163.83	- 161.87	= 1.97	204	539	253	692
8	10/31/23	163	51	193	148	192	533	686	3482	21	165.81	- 163.83	= 1.98	204	539	253	692
9	11/07/23	165	49	a165	a165	a165	495	642	3482	21	165.81	- 165.81	= 0.00	204	539	253	692
10	11/14/23	165	49	162	173	201	536	683	4018	24	167.42	- 165.81	= 1.61	204	539	253	692
11	11/21/23	167	47	152	196	170	518	659	4536	27	168.00	- 167.42	= 0.58	204	539	253	692
12	11/28/23	168	46	145	192	164	501	639	5037	30	167.90	- 168.00	= -0.10	204	539	253	692
13	12/05/23	167	47	159	170	231	560	701	5597	33	169.61	- 167.90	= 1.71	231	560	278	701
14	12/12/23	176	39	197	182	193	572	689	6169	36	171.36	- 169.61	= 1.76	231	572	278	701
15	12/19/23	176	39	154	190	192	536	653	6705	39	171.92	- 171.36	= 0.56	231	572	278	701
16	01/09/24	176	39	135	130	150	415	532	7120	42	169.52	- 171.92	= -2.40	231	572	278	701

End of 1st split

17	01/16/24	176	39	232	181	152	565	682	7685	45	170.78	- 169.52	= 1.25	232	572	278	701
18	01/23/24	176	0				0	0	7685	45	170.78	- 170.78	= 0.00	232	572	278	701
19	01/30/24	176	0				0	0	7685	45	170.78	- 170.78	= 0.00	232	572	278	701
20	02/06/24	176	0				0	0	7685	45	170.78	- 170.78	= 0.00	232	572	278	701
21	02/13/24	176	39	153	171	208	532	649	8217	48	171.19	- 170.78	= 0.41	232	572	278	701
22	02/20/24	176	39	130	128	120	378	495	8595	51	168.53	- 171.19	= -2.66	232	572	278	701
23	02/27/24	176	39	161	203	222	586	703	9181	54	170.02	- 168.53	= 1.49	232	586	278	724
24	03/05/24	176	39	187	212	155	554	671	9735	57	170.79	- 170.02	= 0.77	232	586	278	703
25	03/12/24	176	0				0	0	9735	57	170.79	- 170.79	= 0.00	232	586	278	703
26	03/19/24	176	39	203	168	139	510	627	10245	60	170.75	- 170.79	= -0.04	232	586	278	703
27	03/26/24	176	0				0	0	10245	60	170.75	- 170.75	= 0.00	232	586	278	703
28	04/02/24	176	39	a176	a176	a176	528	645	10245	60	170.75	- 170.75	= 0.00	232	586	278	703
29	04/09/24	176	0				0	0	10245	60	170.75	- 170.75	= 0.00	232	586	278	703
30	04/16/24	176	0				0	0	10245	60	170.75	- 170.75	= 0.00	232	586	278	703
31	04/23/24	176	39	148	213	160	521	638	10766	63	170.89	- 170.75	= 0.14	232	586	278	703
32	04/30/24	176	39	144	137	194	475	592	11241	66	170.32	- 170.89	= -0.57	232	586	278	703

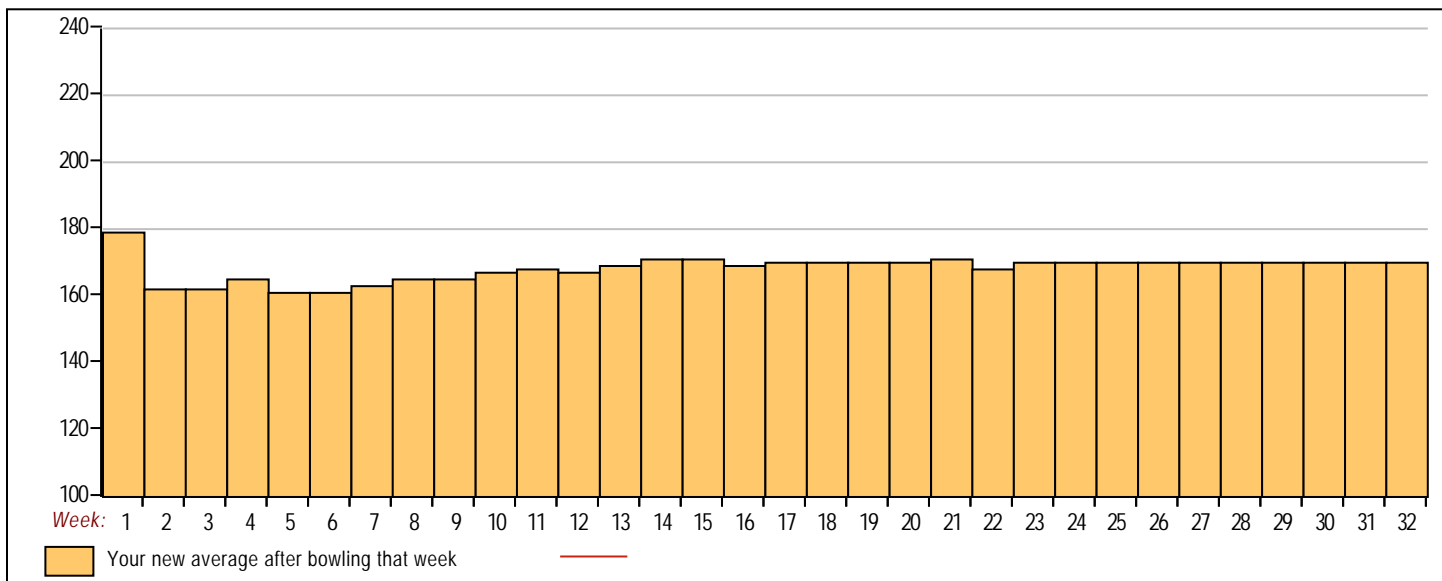
End of 2nd split

<u><100</u>	<u>100's</u>	<u>125's</u>	<u>150's</u>	<u>175's</u>	<u>200's</u>	<u>225's</u>	<u>250's</u>	<u>275's</u>	<u>300's</u>
	3	12	25	16	8	2			
<u><400</u>	<u>400's</u>	<u>450's</u>	<u>500's</u>	<u>550's</u>	<u>600's</u>	<u>650's</u>	<u>700's</u>	<u>750's</u>	<u>800's</u>
1	3	2	11	5					

<u>Avg of Game 1</u>	<u>Avg of Game 2</u>	<u>Avg of Game 3</u>
169.23	168.95	172.77

High game of 232 on week 17 High series of 586 on week 23 High average of 179.67 after bowling week 1
 Low game of 117 on week 2 Low series of 378 on week 22 Low average of 161.75 after bowling week 5

High Scores by Game
 Game #1: 232 on week 17 Game #2: 213 on week 31 Game #3: 231 on week 13



Note: This report includes information through April 30 which is Week 32 of 32

Thomas Woo's Bowling Record - Team 13: Fraternity of Bowlers

Week No.	Bowling Date	Old Avg	Old HDCP	-			Total	HDCP Total	Pins	Gms	---Average Change---			High Game	High Sers	HDCP Game	HDCP Sers		
				-1-	-2-	-3-					New	Old	---> +/-						
1	09/05/23	bk177	0				0	0	0	0	-	0.00	=	0.00	0	0			
2	09/12/23	bk177	0				0	0	0	0	-	0.00	=	0.00	0	0			
3	09/19/23	bk177	0				0	0	0	0	-	0.00	=	0.00	0	0			
4	09/26/23	bk177	0				0	0	0	0	-	0.00	=	0.00	0	0			
5	10/10/23	bk177	38	166	186	144	496	610	496	3	165.33	-	0.00	=	165.33	186	496	224	610
6	10/17/23	bk177	38	148	180	160	488	602	984	6	164.00	-	165.33	=	-1.33	186	496	224	610
7	10/24/23	bk177	0				0	0	984	6	164.00	-	164.00	=	0.00	186	496	224	610
8	10/31/23	bk177	0				0	0	984	6	164.00	-	164.00	=	0.00	186	496	224	610
9	11/07/23	bk177	38	217	208	254	679	793	1663	9	184.78	-	164.00	=	20.78	254	679	292	793
10	11/14/23	184	32	214	169	172	555	651	2218	12	184.83	-	184.78	=	0.06	254	679	292	793
11	11/21/23	184	32	242	226	209	677	773	2895	15	193.00	-	184.83	=	8.17	254	679	292	793
12	11/28/23	193	24	181	207	182	570	642	3465	18	192.50	-	193.00	=	-0.50	254	679	292	793
13	12/05/23	192	0				0	0	3465	18	192.50	-	192.50	=	0.00	254	679	292	793
14	12/12/23	192	0				0	0	3465	18	192.50	-	192.50	=	0.00	254	679	292	793
15	12/19/23	192	0				0	0	3465	18	192.50	-	192.50	=	0.00	254	679	292	793
16	01/09/24	192	0				0	0	3465	18	192.50	-	192.50	=	0.00	254	679	292	793

End of 1st split

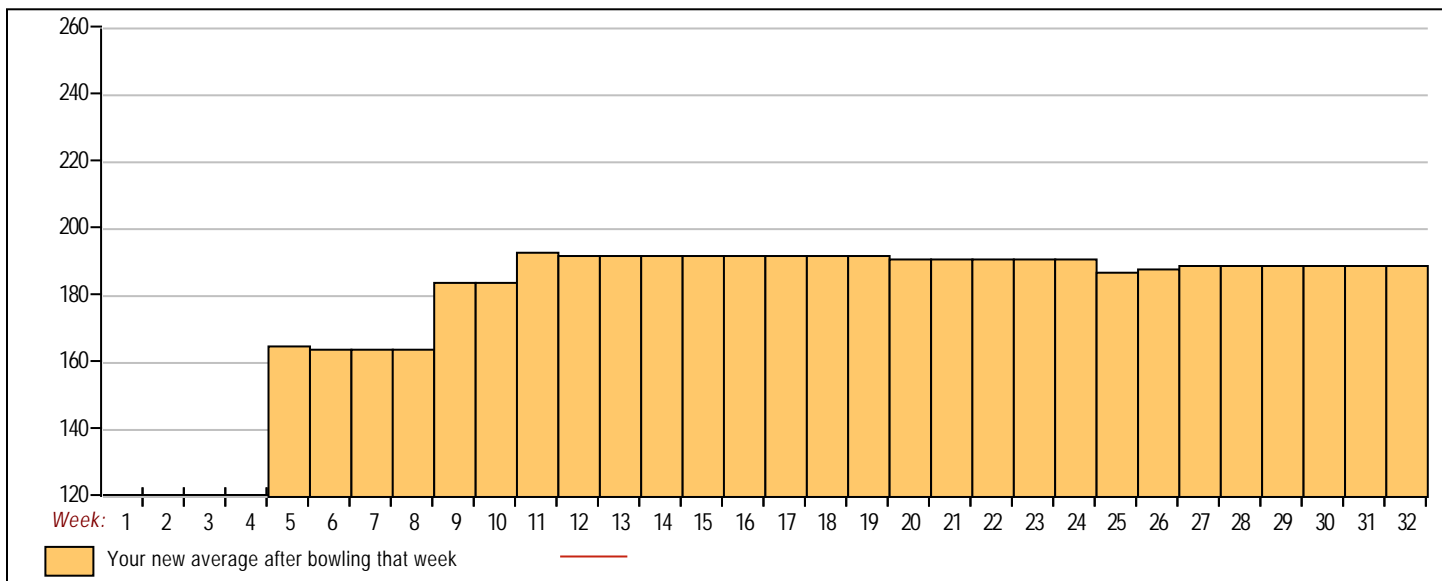
17	01/16/24	192	0				0	0	3465	18	192.50	-	192.50	=	0.00	254	679	292	793
18	01/23/24	192	0				0	0	3465	18	192.50	-	192.50	=	0.00	254	679	292	793
19	01/30/24	192	0				0	0	3465	18	192.50	-	192.50	=	0.00	254	679	292	793
20	02/06/24	192	25	165	190	204	559	634	4024	21	191.62	-	192.50	=	-0.88	254	679	292	793
21	02/13/24	191	0				0	0	4024	21	191.62	-	191.62	=	0.00	254	679	292	793
22	02/20/24	191	0				0	0	4024	21	191.62	-	191.62	=	0.00	254	679	292	793
23	02/27/24	191	0				0	0	4024	21	191.62	-	191.62	=	0.00	254	679	292	793
24	03/05/24	191	0				0	0	4024	21	191.62	-	191.62	=	0.00	254	679	292	793
25	03/12/24	191	26	169	135	179	483	561	4507	24	187.79	-	191.62	=	-3.83	254	679	292	793
26	03/19/24	187	29	162	225	196	583	670	5090	27	188.52	-	187.79	=	0.73	254	679	292	793
27	03/26/24	188	28	211	198	177	586	670	5676	30	189.20	-	188.52	=	0.68	254	679	292	793
28	04/02/24	189	0				0	0	5676	30	189.20	-	189.20	=	0.00	254	679	292	793
29	04/09/24	189	0				0	0	5676	30	189.20	-	189.20	=	0.00	254	679	292	793
30	04/16/24	189	0				0	0	5676	30	189.20	-	189.20	=	0.00	254	679	292	793
31	04/23/24	189	27	183	209	197	589	670	6265	33	189.85	-	189.20	=	0.65	254	679	292	793
32	04/30/24	189	27				0	0	6265	33	189.85	-	189.85	=	0.00	254	679	292	793

End of 2nd split

<u><100</u>	<u>100's</u>	<u>125's</u>	<u>150's</u>	<u>175's</u>	<u>200's</u>	<u>225's</u>	<u>250's</u>	<u>275's</u>	<u>300's</u>
		3	7	11	8	3	1		
<u><400</u>	<u>400's</u>	<u>450's</u>	<u>500's</u>	<u>550's</u>	<u>600's</u>	<u>650's</u>	<u>700's</u>	<u>750's</u>	<u>800's</u>
		3		6		2			
<u>Avg of Game 1</u>			<u>Avg of Game 2</u>			<u>Avg of Game 3</u>			
187.09			193.91			188.55			

High game of 254 on week 9 High series of 679 on week 9 High average of 193.00 after bowling week 11
 Low game of 135 on week 25 Low series of 483 on week 25 Low average of 164.00 after bowling week 6

High Scores by Game
 Game #1: 242 on week 11 Game #2: 226 on week 11 Game #3: 254 on week 9



Note: This report includes information through April 30 which is Week 32 of 32

Tuan Le's Bowling Record - Team 13: Fraternity of Bowlers

Week No.	Bowling Date	Old Avg	Old HDCP	-			Total	HDCP Total	Pins	Gms	---Average Change---			High Game	High Sers	HDCP Game	HDCP Sers		
				-1-	-2-	-3-					New	Old	---> +/-						
1	09/05/23	bk183	33	147	203	183	533	632	533	3	177.67	-	0.00	=	177.67	203	533	236	632
2	09/12/23	bk183	33	189	177	179	545	644	1078	6	179.67	-	177.67	=	2.00	203	545	236	644
3	09/19/23	bk183	33	198	199	180	577	676	1655	9	183.89	-	179.67	=	4.22	203	577	236	676
4	09/26/23	183	0				0	0	1655	9	183.89	-	183.89	=	0.00	203	577	236	676
5	10/10/23	183	33	212	189	216	617	716	2272	12	189.33	-	183.89	=	5.44	216	617	249	716
6	10/17/23	189	27	181	158	208	547	628	2819	15	187.93	-	189.33	=	-1.40	216	617	249	716
7	10/24/23	187	29	203	183	225	611	698	3430	18	190.56	-	187.93	=	2.62	225	617	254	716
8	10/31/23	190	0				0	0	3430	18	190.56	-	190.56	=	0.00	225	617	254	716
9	11/07/23	190	27	235	180	177	592	673	4022	21	191.52	-	190.56	=	0.97	235	617	262	716
10	11/14/23	191	0				0	0	4022	21	191.52	-	191.52	=	0.00	235	617	262	716
11	11/21/23	191	26	225	222	185	632	710	4654	24	193.92	-	191.52	=	2.39	235	632	262	716
12	11/28/23	193	24	197	208	168	573	645	5227	27	193.59	-	193.92	=	-0.32	235	632	262	716
13	12/05/23	193	0				0	0	5227	27	193.59	-	193.59	=	0.00	235	632	262	716
14	12/12/23	193	24	222	170	183	575	647	5802	30	193.40	-	193.59	=	-0.19	235	632	262	716
15	12/19/23	193	24	201	195	223	619	691	6421	33	194.58	-	193.40	=	1.18	235	632	262	716
16	01/09/24	194	23	185	209	235	629	698	7050	36	195.83	-	194.58	=	1.26	235	632	262	716

End of 1st split

17	01/16/24	195	0				0	0	7050	36	195.83	-	195.83	=	0.00	235	632	262	716
18	01/23/24	195	22	163	177	172	512	578	7562	39	193.90	-	195.83	=	-1.94	235	632	262	716
19	01/30/24	193	0				0	0	7562	39	193.90	-	193.90	=	0.00	235	632	262	716
20	02/06/24	193	0				0	0	7562	39	193.90	-	193.90	=	0.00	235	632	262	716
21	02/13/24	193	24	162	210	220	592	664	8154	42	194.14	-	193.90	=	0.25	235	632	262	716
22	02/20/24	194	0				0	0	8154	42	194.14	-	194.14	=	0.00	235	632	262	716
23	02/27/24	194	23	202	147	220	569	638	8723	45	193.84	-	194.14	=	-0.30	235	632	262	716
24	03/05/24	193	24	235	201	189	625	697	9348	48	194.75	-	193.84	=	0.91	235	632	262	716
25	03/12/24	194	23	189	147	212	548	617	9896	51	194.04	-	194.75	=	-0.71	235	632	262	716
26	03/19/24	194	23	232	183	220	635	704	10531	54	195.02	-	194.04	=	0.98	235	635	262	716
27	03/26/24	195	22	195	203	174	572	638	11103	57	194.79	-	195.02	=	-0.23	235	635	262	716
28	04/02/24	194	23	183	201	179	563	632	11666	60	194.43	-	194.79	=	-0.36	235	635	262	716
29	04/09/24	194	0				0	0	11666	60	194.43	-	194.43	=	0.00	235	635	262	716
30	04/16/24	194	23	172	180	165	517	586	12183	63	193.38	-	194.43	=	-1.05	235	635	262	716
31	04/23/24	193	0				0	0	12183	63	193.38	-	193.38	=	0.00	235	635	262	716
32	04/30/24	193	24				0	0	12183	63	193.38	-	193.38	=	0.00	235	635	262	716

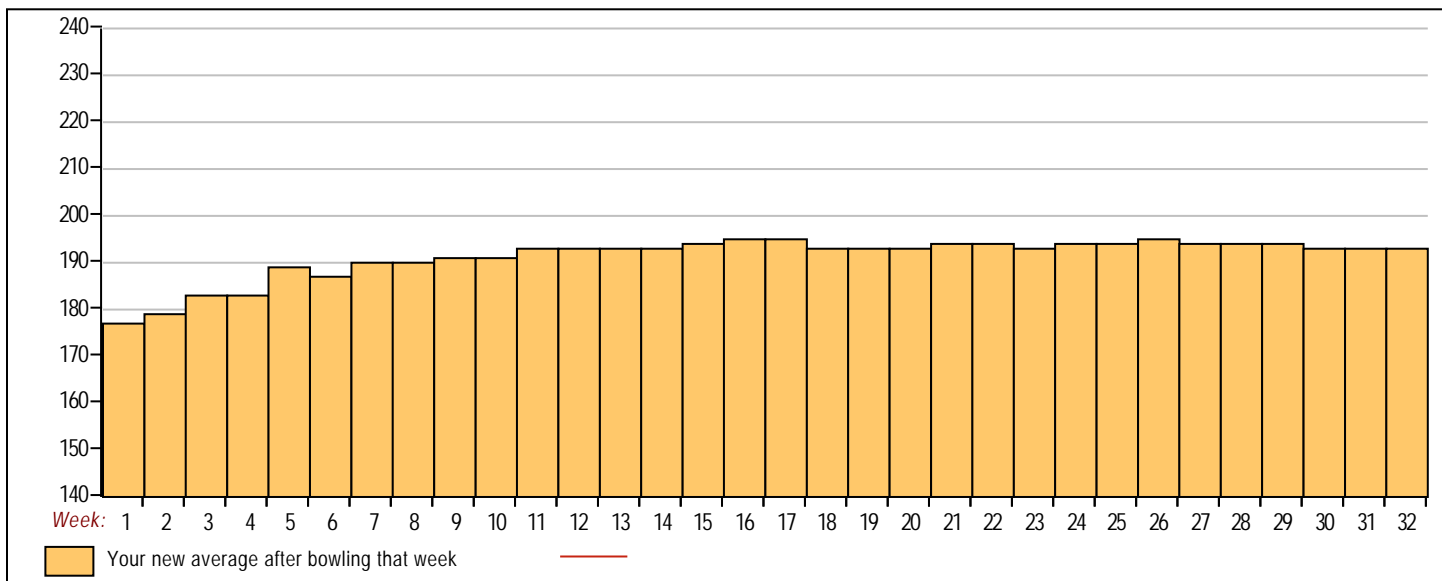
End of 2nd split

<u><100</u>	<u>100's</u>	<u>125's</u>	<u>150's</u>	<u>175's</u>	<u>200's</u>	<u>225's</u>	<u>250's</u>	<u>275's</u>	<u>300's</u>
		3	9	25	20	6			
<u><400</u>	<u>400's</u>	<u>450's</u>	<u>500's</u>	<u>550's</u>	<u>600's</u>	<u>650's</u>	<u>700's</u>	<u>750's</u>	<u>800's</u>
			6	8	7				

Avg of Game 1 **Avg of Game 2** **Avg of Game 3**
 196.57 187.71 195.86

High game of 235 on week 9 High series of 635 on week 26 High average of 195.83 after bowling week 16
 Low game of 147 on week 1 Low series of 512 on week 18 Low average of 177.67 after bowling week 1

High Scores by Game
 Game #1: 235 on week 9 Game #2: 222 on week 11 Game #3: 235 on week 16



Note: This report includes information through April 30 which is Week 32 of 32

April Kim's Bowling Record - Team 13: Fraternity of Bowlers

Table with columns: Week No., Bowling Date, Old Avg, Old HDCP, -1-, -2-, -3-, Total, HDCP Total, Pins, Gms, ---Average Change--- (New - Old ---> +/-), High Game, High Sers, HDCP Game, HDCP Sers. Rows 1-16.

End of 1st split

Table with columns: Week No., Bowling Date, Old Avg, Old HDCP, -1-, -2-, -3-, Total, HDCP Total, Pins, Gms, ---Average Change--- (New - Old ---> +/-), High Game, High Sers, HDCP Game, HDCP Sers. Rows 17-32.

End of 2nd split

Summary table with columns: <100, 100's, 125's, 150's, 175's, 200's, 225's, 250's, 275's, 300's, <400, 400's, 450's, 500's, 550's, 600's, 650's, 700's, 750's, 800's.

Summary table with columns: Avg of Game 1 (155.88), Avg of Game 2 (165.13), Avg of Game 3 (160.88).

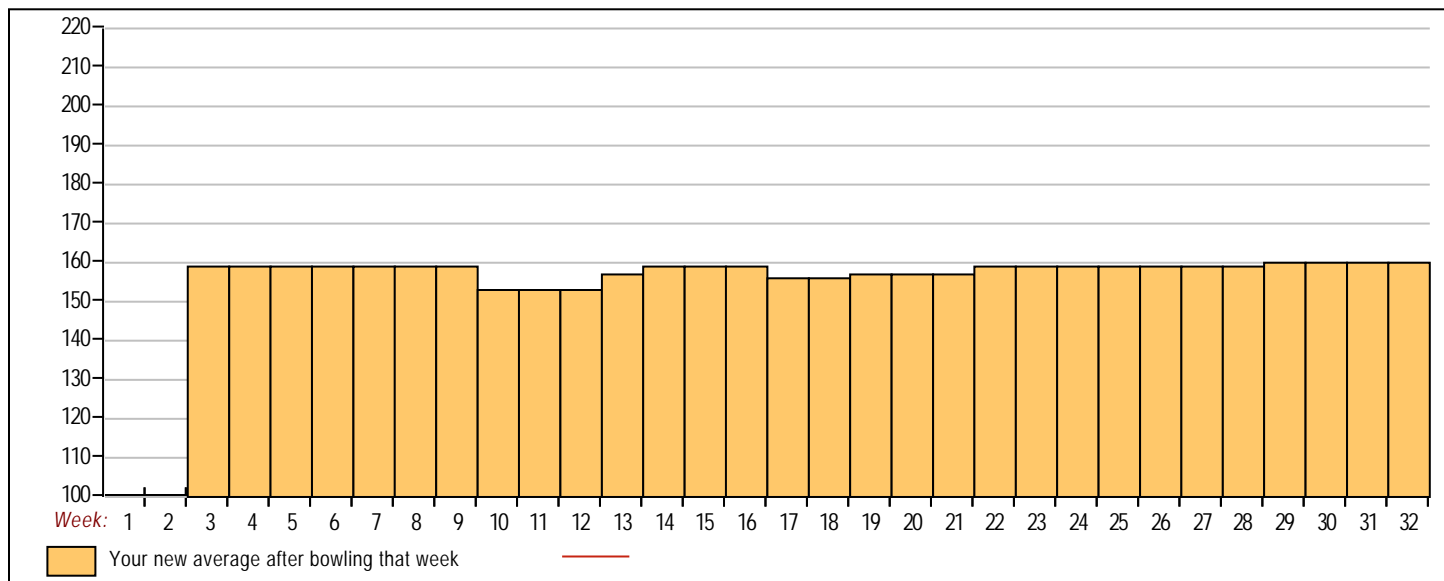
High game of 185 on week 29
Low game of 130 on week 10

High series of 515 on week 22
Low series of 436 on week 17

High average of 160.63 after bowling week 29
Low average of 153.17 after bowling week 10

High Scores by Game

Game #1: 181 on week 22 Game #2: 181 on week 13 Game #3: 185 on week 29



Note: This report includes information through April 30 which is Week 32 of 32

Jonathan Kwok's Bowling Record - Team 13: Fraternity of Bowlers

Table with columns: Week No., Bowling Date, Old Avg, Old HDCP, -1-, -2-, -3-, Total, HDCP Total, Pins, Gms, ---Average Change--- (New - Old ---> +/-), High Game, High Sers, HDCP Game, HDCP Sers. Rows 1-16.

End of 1st split

Table with columns: Week No., Bowling Date, Old Avg, Old HDCP, -1-, -2-, -3-, Total, HDCP Total, Pins, Gms, ---Average Change--- (New - Old ---> +/-), High Game, High Sers, HDCP Game, HDCP Sers. Rows 17-32.

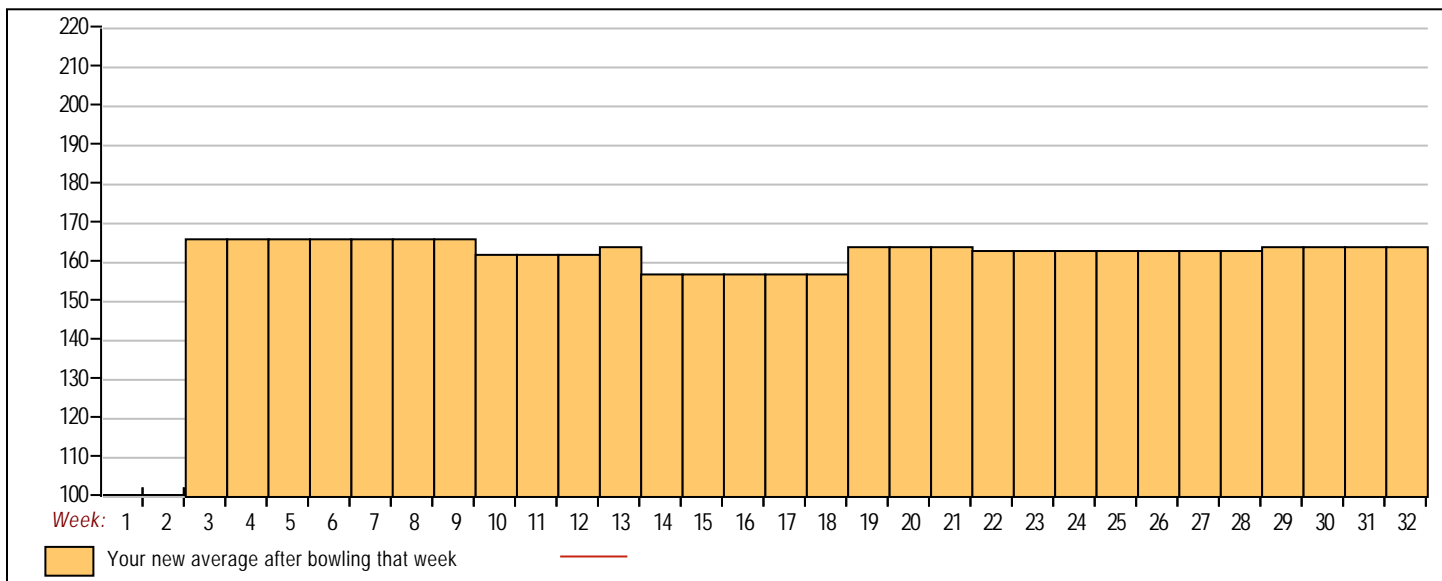
End of 2nd split

Summary table with columns: <100, 100's, 125's, 150's, 175's, 200's, 225's, 250's, 275's, 300's, <400, 400's, 450's, 500's, 550's, 600's, 650's, 700's, 750's, 800's.

Summary table with columns: Avg of Game 1 (153.75), Avg of Game 2 (169.88), Avg of Game 3 (171.13).

High game of 216 on week 19 High series of 610 on week 19 High average of 166.00 after bowling week 3
Low game of 119 on week 22 Low series of 411 on week 14 Low average of 157.13 after bowling week 17

High Scores by Game
Game #1: 216 on week 19 Game #2: 202 on week 29 Game #3: 193 on week 19



Note: This report includes information through April 30 which is Week 32 of 32

Russell Wong's Bowling Record - Team 13: Fraternity of Bowlers

Week No.	Bowling Date	Old Avg	Old HDCP	-1- -2- -3-			HDCP Total		Pins	Gms	---Average Change---			High Game	High Sers	HDCP Game	HDCP Sers
				Total	Total	Total	Total	Total			New - Old	---> +/-					
1	09/05/23	bk146	66	206	120	147	473	671	473	3	157.67	- 0.00	= 157.67	206	473	272	671
2	09/12/23	bk146	0				0	0	473	3	157.67	- 157.67	= 0.00	206	473	272	671
3	09/19/23	bk146	66	155	190	135	480	678	953	6	158.83	- 157.67	= 1.17	206	480	272	678
4	09/26/23	bk146	0				0	0	953	6	158.83	- 158.83	= 0.00	206	480	272	678
5	10/10/23	bk146	0				0	0	953	6	158.83	- 158.83	= 0.00	206	480	272	678
6	10/17/23	bk146	0				0	0	953	6	158.83	- 158.83	= 0.00	206	480	272	678
7	10/24/23	bk146	0				0	0	953	6	158.83	- 158.83	= 0.00	206	480	272	678
8	10/31/23	bk146	66	123	126	165	414	612	1367	9	151.89	- 158.83	= -6.94	206	480	272	678
9	11/07/23	151	0				0	0	1367	9	151.89	- 151.89	= 0.00	206	480	272	678
10	11/14/23	151	0				0	0	1367	9	151.89	- 151.89	= 0.00	206	480	272	678
11	11/21/23	151	0				0	0	1367	9	151.89	- 151.89	= 0.00	206	480	272	678
12	11/28/23	151	0				0	0	1367	9	151.89	- 151.89	= 0.00	206	480	272	678
13	12/05/23	151	62	113	170	138	421	607	1788	12	149.00	- 151.89	= -2.89	206	480	272	678
14	12/12/23	149	0				0	0	1788	12	149.00	- 149.00	= 0.00	206	480	272	678
15	12/19/23	149	0				0	0	1788	12	149.00	- 149.00	= 0.00	206	480	272	678
16	01/09/24	149	0				0	0	1788	12	149.00	- 149.00	= 0.00	206	480	272	678

End of 1st split

17	01/16/24	149	63	147	142	141	430	619	2218	15	147.87	- 149.00	= -1.13	206	480	272	678
18	01/23/24	147	0				0	0	2218	15	147.87	- 147.87	= 0.00	206	480	272	678
19	01/30/24	147	65	144	146	134	424	619	2642	18	146.78	- 147.87	= -1.09	206	480	272	678
20	02/06/24	146	0				0	0	2642	18	146.78	- 146.78	= 0.00	206	480	272	678
21	02/13/24	146	0				0	0	2642	18	146.78	- 146.78	= 0.00	206	480	272	678
22	02/20/24	146	66	109	167	176	452	650	3094	21	147.33	- 146.78	= 0.56	206	480	272	678
23	02/27/24	147	0				0	0	3094	21	147.33	- 147.33	= 0.00	206	480	272	678
24	03/05/24	147	0				0	0	3094	21	147.33	- 147.33	= 0.00	206	480	272	678
25	03/12/24	147	0				0	0	3094	21	147.33	- 147.33	= 0.00	206	480	272	678
26	03/19/24	147	0				0	0	3094	21	147.33	- 147.33	= 0.00	206	480	272	678
27	03/26/24	147	0				0	0	3094	21	147.33	- 147.33	= 0.00	206	480	272	678
28	04/02/24	147	0				0	0	3094	21	147.33	- 147.33	= 0.00	206	480	272	678
29	04/09/24	147	0				0	0	3094	21	147.33	- 147.33	= 0.00	206	480	272	678
30	04/16/24	147	0				0	0	3094	21	147.33	- 147.33	= 0.00	206	480	272	678
31	04/23/24	147	0				0	0	3094	21	147.33	- 147.33	= 0.00	206	480	272	678
32	04/30/24	147	65				0	0	3094	21	147.33	- 147.33	= 0.00	206	480	272	678

End of 2nd split

<u><100</u>	<u>100's</u>	<u>125's</u>	<u>150's</u>	<u>175's</u>	<u>200's</u>	<u>225's</u>	<u>250's</u>	<u>275's</u>	<u>300's</u>
	4	10	4	2	1				
<u><400</u>	<u>400's</u>	<u>450's</u>	<u>500's</u>	<u>550's</u>	<u>600's</u>	<u>650's</u>	<u>700's</u>	<u>750's</u>	<u>800's</u>
	4	3							

<u>Avg of Game 1</u>	<u>Avg of Game 2</u>	<u>Avg of Game 3</u>
142.43	151.57	148.00

High game of 206 on week 1 High series of 480 on week 3 High average of 158.83 after bowling week 3
 Low game of 109 on week 22 Low series of 414 on week 8 Low average of 146.78 after bowling week 19

High Scores by Game
 Game #1: 206 on week 1 Game #2: 190 on week 3 Game #3: 176 on week 22

