

Note: This report includes information through April 30 which is Week 32 of 32

Phu Hy's Bowling Record - Team 12: Team 12

Week No.	Bowling Date	Old Avg	Old HDCP	-			Total	HDCP Total	Pins	Gms	---Average Change---			High Game	High Sers	HDCP Game	HDCP Sers		
				-1-	-2-	-3-					New	Old	---> +/-						
1	09/05/23	bk192	25	153	171	257	581	656	581	3	193.67	-	0.00	=	193.67	257	581	282	656
2	09/12/23	bk192	25	201	199	129	529	604	1110	6	185.00	-	193.67	=	-8.67	257	581	282	656
3	09/19/23	bk192	25	166	167	171	504	579	1614	9	179.33	-	185.00	=	-5.67	257	581	282	656
4	09/26/23	182	34	197	205	189	591	693	2205	12	183.75	-	179.33	=	4.42	257	591	282	693
5	10/10/23	183	33	158	152	173	483	582	2688	15	179.20	-	183.75	=	-4.55	257	591	282	693
6	10/17/23	182	34	160	186	177	523	625	3211	18	178.39	-	179.20	=	-0.81	257	591	282	693
7	10/24/23	182	34	206	197	178	581	683	3792	21	180.57	-	178.39	=	2.18	257	591	282	693
8	10/31/23	182	34	178	193	226	597	699	4389	24	182.88	-	180.57	=	2.30	257	597	282	699
9	11/07/23	182	34	152	181	181	514	616	4903	27	181.59	-	182.88	=	-1.28	257	597	282	699
10	11/14/23	182	34	165	218	233	616	718	5519	30	183.97	-	181.59	=	2.37	257	616	282	718
11	11/21/23	183	33	240	135	236	611	710	6130	33	185.76	-	183.97	=	1.79	257	616	282	718
12	11/28/23	185	31	174	212	175	561	654	6691	36	185.86	-	185.76	=	0.10	257	616	282	718
13	12/05/23	185	31	180	199	158	537	630	7228	39	185.33	-	185.86	=	-0.53	257	616	282	718
14	12/12/23	185	31	200	235	199	634	727	7862	42	187.19	-	185.33	=	1.86	257	634	282	727
15	12/19/23	187	29	178	192	161	531	618	8393	45	186.51	-	187.19	=	-0.68	257	634	282	727
16	01/09/24	186	30	267	244	170	681	771	9074	48	189.04	-	186.51	=	2.53	267	681	297	771

End of 1st split

17	01/16/24	189	27	185	231	130	546	627	9620	51	188.63	-	189.04	=	-0.41	267	681	297	771
18	01/23/24	188	28	227	145	175	547	631	10167	54	188.28	-	188.63	=	-0.35	267	681	297	771
19	01/30/24	188	28	170	215	174	559	643	10726	57	188.18	-	188.28	=	-0.10	267	681	297	771
20	02/06/24	188	28	160	197	204	561	645	11287	60	188.12	-	188.18	=	-0.06	267	681	297	771
21	02/13/24	188	28	182	168	171	521	605	11808	63	187.43	-	188.12	=	-0.69	267	681	297	771
22	02/20/24	187	29	204	193	171	568	655	12376	66	187.52	-	187.43	=	0.09	267	681	297	771
23	02/27/24	187	29	166	180	143	489	576	12865	69	186.45	-	187.52	=	-1.07	267	681	297	771
24	03/05/24	186	30	186	203	184	573	663	13438	72	186.64	-	186.45	=	0.19	267	681	297	771
25	03/12/24	186	30	221	181	205	607	697	14045	75	187.27	-	186.64	=	0.63	267	681	297	771
26	03/19/24	187	29	215	223	191	629	716	14674	78	188.13	-	187.27	=	0.86	267	681	297	771
27	03/26/24	188	28	133	195	230	558	642	15232	81	188.05	-	188.13	=	-0.08	267	681	297	771
28	04/02/24	188	28	211	159	237	607	691	15839	84	188.56	-	188.05	=	0.51	267	681	297	771
29	04/09/24	188	28	169	224	214	607	691	16446	87	189.03	-	188.56	=	0.47	267	681	297	771
30	04/16/24	189	27	199	226	191	616	697	17062	90	189.58	-	189.03	=	0.54	267	681	297	771
31	04/23/24	189	27	197	149	162	508	589	17570	93	188.92	-	189.58	=	-0.65	267	681	297	771
32	04/30/24	188	28	196	180	208	584	668	18154	96	189.10	-	188.92	=	0.18	267	681	297	771

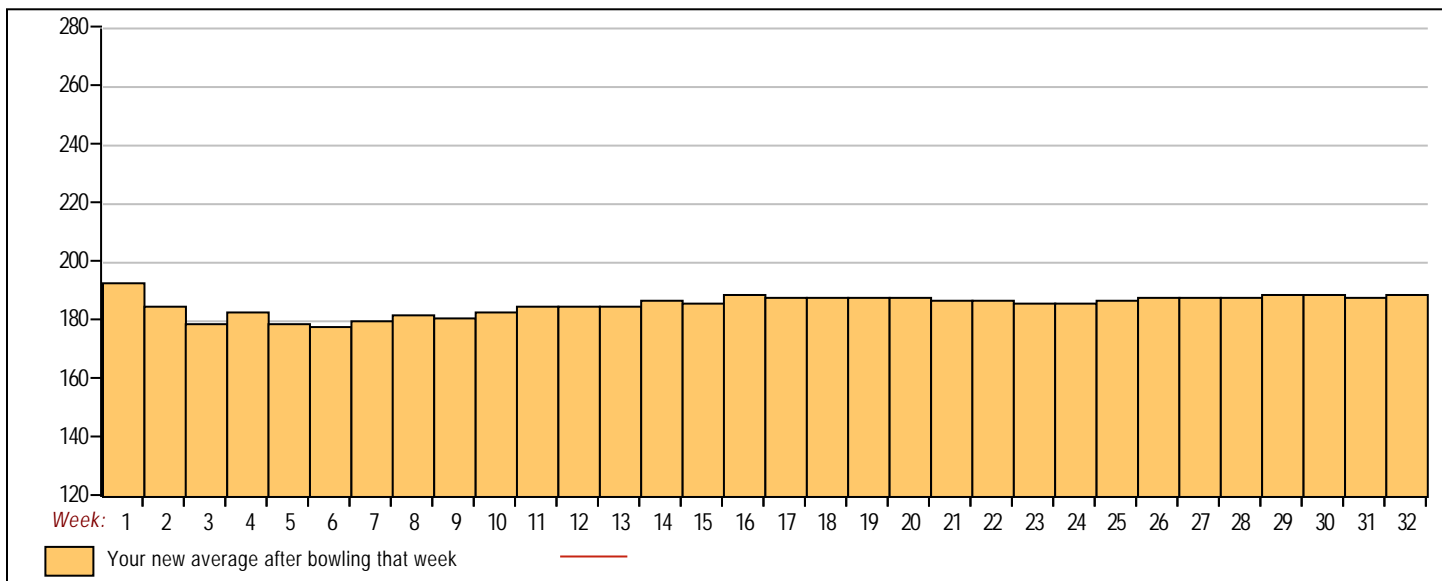
End of 2nd split

<u><100</u>	<u>100's</u>	<u>125's</u>	<u>150's</u>	<u>175's</u>	<u>200's</u>	<u>225's</u>	<u>250's</u>	<u>275's</u>	<u>300's</u>
		7	25	33	18	11	2		
<u><400</u>	<u>400's</u>	<u>450's</u>	<u>500's</u>	<u>550's</u>	<u>600's</u>	<u>650's</u>	<u>700's</u>	<u>750's</u>	<u>800's</u>
		2	10	11	8	1			

<u>Avg of Game 1</u>	<u>Avg of Game 2</u>	<u>Avg of Game 3</u>
187.38	192.34	187.59

High game of 267 on week 16 High series of 681 on week 16 High average of 193.67 after bowling week 1
 Low game of 129 on week 2 Low series of 483 on week 5 Low average of 178.39 after bowling week 6

High Scores by Game
 Game #1: 267 on week 16 Game #2: 244 on week 16 Game #3: 257 on week 1



Note: This report includes information through April 30 which is Week 32 of 32

Dung Tran's Bowling Record - Team 12: Team 12

Table with columns: Week No., Bowling Date, Old Avg, Old HDCP, -1-, -2-, -3-, Total, HDCP Total, Pins, Gms, ---Average Change--- (New - Old ---> +/-), High Game, High Sers, HDCP Game, HDCP Sers. Rows 5-16.

End of 1st split

Table with columns: Week No., Bowling Date, Old Avg, Old HDCP, -1-, -2-, -3-, Total, HDCP Total, Pins, Gms, ---Average Change--- (New - Old ---> +/-), High Game, High Sers, HDCP Game, HDCP Sers. Rows 17-32.

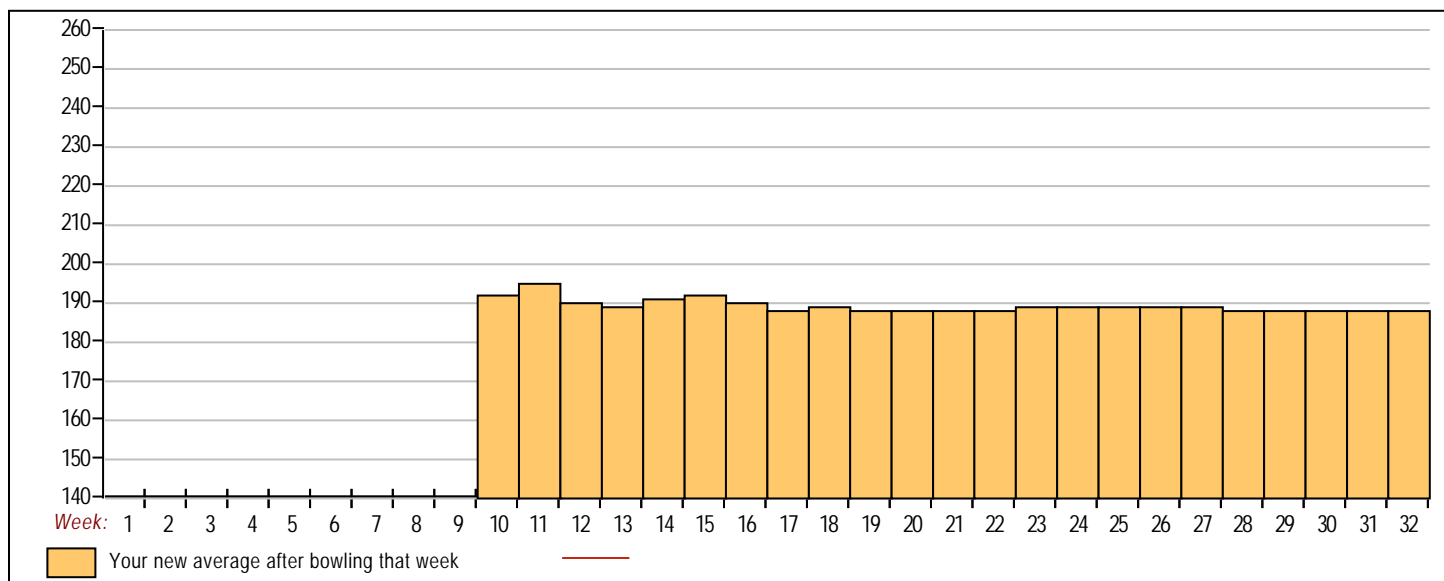
End of 2nd split

Summary table with columns: <100, 100's, 125's, 150's, 175's, 200's, 225's, 250's, 275's, 300's, <400, 400's, 450's, 500's, 550's, 600's, 650's, 700's, 750's, 800's.

Avg of Game 1 183.47 Avg of Game 2 189.20 Avg of Game 3 193.27

High game of 254 on week 13 High series of 613 on week 23 High average of 195.50 after bowling week 11
Low game of 141 on week 17 Low series of 518 on week 17 Low average of 188.24 after bowling week 22

High Scores by Game
Game #1: 211 on week 28 Game #2: 254 on week 13 Game #3: 217 on week 15



Note: This report includes information through April 30 which is Week 32 of 32

David Hy's Bowling Record - Team 12: Team 12

Table with columns: Week No., Bowling Date, Old Avg, Old HDCP, -1-, -2-, -3-, Total, HDCP Total, Pins, Gms, ---Average Change--- (New - Old ---> +/-), High Game, High Sers, HDCP Game, HDCP Sers. Rows 1-16.

End of 1st split

Table with columns: Week No., Bowling Date, Old Avg, Old HDCP, -1-, -2-, -3-, Total, HDCP Total, Pins, Gms, ---Average Change--- (New - Old ---> +/-), High Game, High Sers, HDCP Game, HDCP Sers. Rows 17-32.

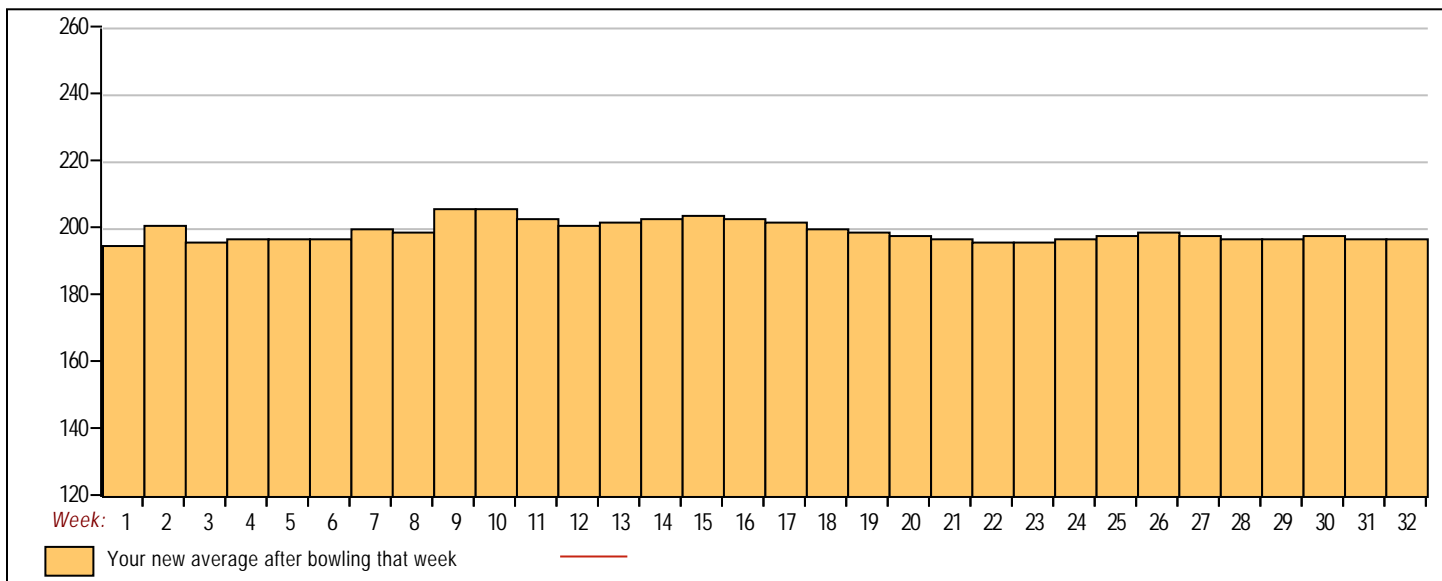
End of 2nd split

Summary table for score ranges: <100, 100's, 125's, 150's, 175's, 200's, 225's, 250's, 275's, 300's, <400, 400's, 450's, 500's, 550's, 600's, 650's, 700's, 750's, 800's.

Avg of Game 1: 187.73, Avg of Game 2: 202.03, Avg of Game 3: 202.87

High game of 256 on week 24 High series of 737 on week 9 High average of 206.05 after bowling week 9
Low game of 127 on week 23 Low series of 526 on week 19 Low average of 195.33 after bowling week 1

High Scores by Game
Game #1: 245 on week 9 Game #2: 256 on week 24 Game #3: 244 on week 9



Note: This report includes information through April 30 which is Week 32 of 32

Anna Li's Bowling Record - Team 12: Team 12

Week No.	Bowling Date	Old Avg	Old HDCP	-1-	-2-	-3-	Total	HDCP Total	Pins	Gms	---Average Change---			High Game	High Sers	HDCP Game	HDCP Sers	
											New	Old	---> +/-					
1	09/05/23	0	0				0	0	0	0	-	0.00	=	0.00	0	0		
2	09/12/23	81	125	78	82	83	243	618	243	3	81.00	-	0.00	=	81.00	83	243	
3	09/19/23	78	127	67	73	90	230	611	473	6	78.83	-	81.00	=	-2.17	90	243	
4	09/26/23	80	126	93	69	86	248	626	721	9	80.11	-	78.83	=	1.28	93	248	
5	10/10/23	80	126	a80	a80	a80	240	618	721	9	80.11	-	80.11	=	0.00	93	248	
6	10/17/23	80	126	a80	a80	a80	240	618	721	9	80.11	-	80.11	=	0.00	93	248	
7	10/24/23	80	126	a80	a80	a80	240	618	721	9	80.11	-	80.11	=	0.00	93	248	
8	10/31/23	80	126	83	67	81	231	609	952	12	79.33	-	80.11	=	-0.78	93	248	209 609
9	11/07/23	79	126	a79	a79	a79	237	615	952	12	79.33	-	79.33	=	0.00	93	248	209 609
10	11/14/23	79	0				0	0	952	12	79.33	-	79.33	=	0.00	93	248	209 609
11	11/21/23	79	0				0	0	952	12	79.33	-	79.33	=	0.00	93	248	209 609
12	11/28/23	79	0				0	0	952	12	79.33	-	79.33	=	0.00	93	248	209 609
13	12/05/23	79	0				0	0	952	12	79.33	-	79.33	=	0.00	93	248	209 609
14	12/12/23	79	0				0	0	952	12	79.33	-	79.33	=	0.00	93	248	209 609
15	12/19/23	79	0				0	0	952	12	79.33	-	79.33	=	0.00	93	248	209 609
16	01/09/24	79	0				0	0	952	12	79.33	-	79.33	=	0.00	93	248	209 609

End of 1st split

17	01/16/24	79	0				0	0	952	12	79.33	-	79.33	=	0.00	93	248	209 609
18	01/23/24	79	0				0	0	952	12	79.33	-	79.33	=	0.00	93	248	209 609
19	01/30/24	79	0				0	0	952	12	79.33	-	79.33	=	0.00	93	248	209 609
20	02/06/24	79	0				0	0	952	12	79.33	-	79.33	=	0.00	93	248	209 609
21	02/13/24	79	0				0	0	952	12	79.33	-	79.33	=	0.00	93	248	209 609
22	02/20/24	79	0				0	0	952	12	79.33	-	79.33	=	0.00	93	248	209 609
23	02/27/24	79	0				0	0	952	12	79.33	-	79.33	=	0.00	93	248	209 609
24	03/05/24	79	0				0	0	952	12	79.33	-	79.33	=	0.00	93	248	209 609
25	03/12/24	79	0				0	0	952	12	79.33	-	79.33	=	0.00	93	248	209 609
26	03/19/24	79	0				0	0	952	12	79.33	-	79.33	=	0.00	93	248	209 609
27	03/26/24	79	0				0	0	952	12	79.33	-	79.33	=	0.00	93	248	209 609
28	04/02/24	79	0				0	0	952	12	79.33	-	79.33	=	0.00	93	248	209 609
29	04/09/24	79	0				0	0	952	12	79.33	-	79.33	=	0.00	93	248	209 609
30	04/16/24	79	0				0	0	952	12	79.33	-	79.33	=	0.00	93	248	209 609
31	04/23/24	79	0				0	0	952	12	79.33	-	79.33	=	0.00	93	248	209 609
32	04/30/24	79	126				0	0	952	12	79.33	-	79.33	=	0.00	93	248	209 609

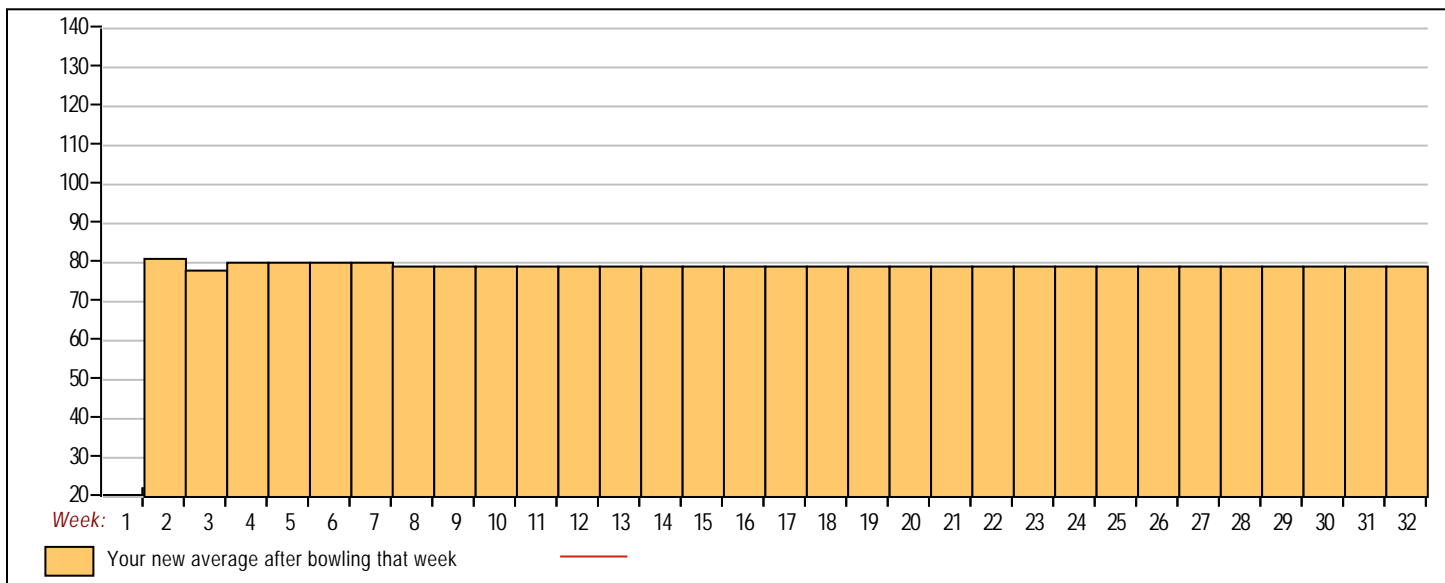
End of 2nd split

<u><100</u> 12	<u>100's</u>	<u>125's</u>	<u>150's</u>	<u>175's</u>	<u>200's</u>	<u>225's</u>	<u>250's</u>	<u>275's</u>	<u>300's</u>
<u><400</u> 4	<u>400's</u>	<u>450's</u>	<u>500's</u>	<u>550's</u>	<u>600's</u>	<u>650's</u>	<u>700's</u>	<u>750's</u>	<u>800's</u>

<u>Avg of Game 1</u> 80.25	<u>Avg of Game 2</u> 72.75	<u>Avg of Game 3</u> 85.00
-------------------------------	-------------------------------	-------------------------------

High game of 93 on week 4 High series of 248 on week 4 High average of 81.00 after bowling week 2
 Low game of 67 on week 3 Low series of 230 on week 3 Low average of 78.83 after bowling week 3

High Scores by Game
 Game #1: 93 on week 4 Game #2: 82 on week 2 Game #3: 90 on week 3



Note: This report includes information through April 30 which is Week 32 of 32

Anderson Le's Bowling Record - Team 12: Team 12

Table with columns: Week No., Bowling Date, Old Avg, Old HDCP, -1-, -2-, -3-, Total, HDCP Total, Pins, Gms, ---Average Change--- (New - Old ---> +/-), High Game, High Sers, HDCP Game, HDCP Sers. Rows 1-16.

End of 1st split

Table with columns: Week No., Bowling Date, Old Avg, Old HDCP, -1-, -2-, -3-, Total, HDCP Total, Pins, Gms, ---Average Change--- (New - Old ---> +/-), High Game, High Sers, HDCP Game, HDCP Sers. Rows 17-32.

End of 2nd split

Summary table with columns: <100, 100's, 125's, 150's, 175's, 200's, 225's, 250's, 275's, 300's, <400, 400's, 450's, 500's, 550's, 600's, 650's, 700's, 750's, 800's. Values: 1, 1, 1, 1.

Avg of Game 1: 136.00, Avg of Game 2: 159.00, Avg of Game 3: 206.00

High game of 206 on week 1, High series of 501 on week 1, High average of 167.00 after bowling week 1
Low game of 136 on week 1, Low series of 501 on week 1, Low average of 167.00 after bowling week 1

High Scores by Game
Game #1: 136 on week 1 Game #2: 159 on week 1 Game #3: 206 on week 1

