

Note: This report includes information through April 24 which is Week 31 of 33

Lani Chin's Bowling Record - Team 8: Brooklyn Bashers

Table with columns: Week No., Bowling Date, Old Avg, Old HDCP, -1-, -2-, -3-, Total, HDCP Total, Pins, Gms, ---Average Change--- (New - Old ---> +/-), High Game, High Sers, HDCP Game, HDCP Sers. Rows 1-16.

End of 1st split

Table with columns: Week No., Bowling Date, Old Avg, Old HDCP, -1-, -2-, -3-, Total, HDCP Total, Pins, Gms, ---Average Change--- (New - Old ---> +/-), High Game, High Sers, HDCP Game, HDCP Sers. Rows 17-31.



Summary table with columns: <100, 100's, 125's, 150's, 175's, 200's, 225's, 250's, 275's, 300's, <400, 400's, 450's, 500's, 550's, 600's, 650's, 700's, 750's, 800's. Values: 6, 40, 38, 8, 1, 4, 10, 14, 3.

Table with columns: Avg of Game 1, Avg of Game 2, Avg of Game 3. Values: 147.13, 148.35, 154.90.

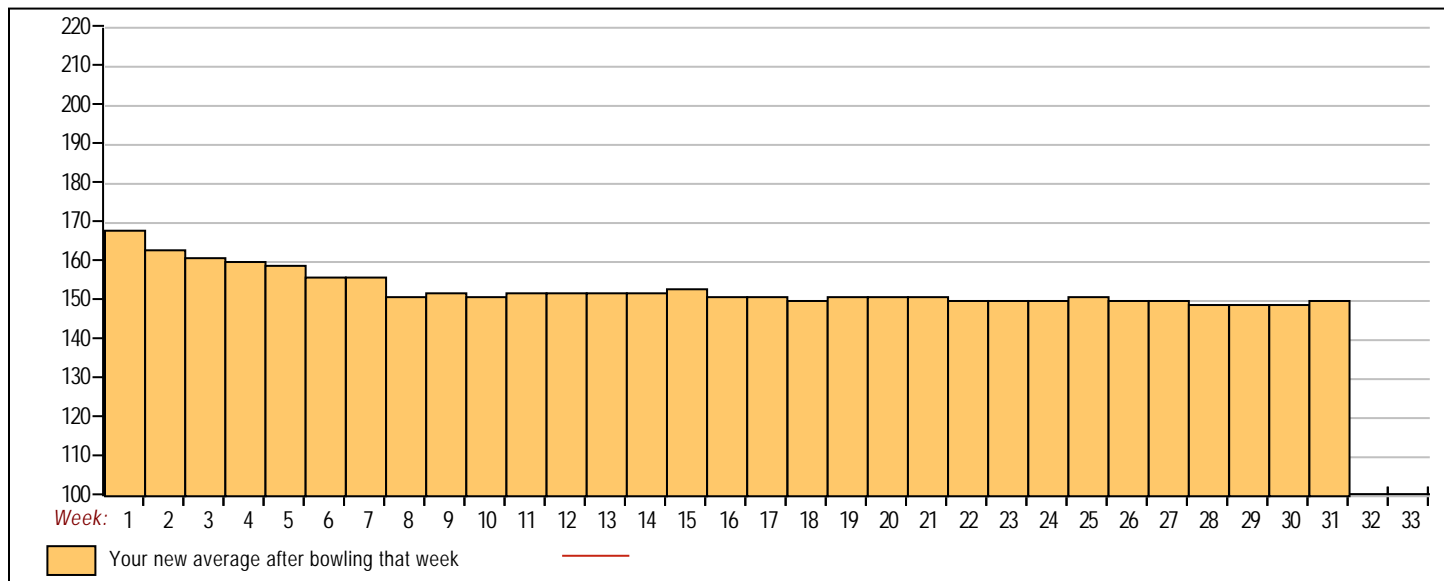
High game of 211 on week 20
Low game of 113 on week 8

High series of 523 on week 25
Low series of 365 on week 8

High average of 168.33 after bowling week 1
Low average of 149.45 after bowling week 29

High Scores by Game

Game #1: 211 on week 20 Game #2: 188 on week 25 Game #3: 189 on week 11



Note: This report includes information through April 24 which is Week 31 of 33

**Darrick Ho's Bowling Record - Team 8: Brooklyn Bashers**

Week No.	Bowling Date	Old Avg	Old HDCP	-			Total	HDCP Total	Pins	Gms	---Average Change---			High Game	High Sers	HDCP Game	HDCP Sers		
				-1-	-2-	-3-					New	Old	---> +/-						
1	09/06/23	bk182	30	226	234	208	668	758	668	3	222.67	-	0.00	=	222.67	234	668	264	758
2	09/13/23	bk182	30	184	181	167	532	622	1200	6	200.00	-	222.67	=	-22.67	234	668	264	758
3	09/20/23	bk182	30	230	201	205	636	726	1836	9	204.00	-	200.00	=	4.00	234	668	264	758
4	09/27/23	204	12	182	145	210	537	573	2373	12	197.75	-	204.00	=	-6.25	234	668	264	758
5	10/04/23	197	18	a197	a197	a197	591	645	2373	12	197.75	-	197.75	=	0.00	234	668	264	758
6	10/11/23	197	18	a197	a197	a197	591	645	2373	12	197.75	-	197.75	=	0.00	234	668	264	758
7	10/18/23	197	18	a197	a197	a197	591	645	2373	12	197.75	-	197.75	=	0.00	234	668	264	758
8	10/25/23	197	18	a197	a197	a197	591	645	2373	12	197.75	-	197.75	=	0.00	234	668	264	758
9	11/01/23	197	18	141	194	182	517	571	2890	15	192.67	-	197.75	=	-5.08	234	668	264	758
10	11/08/23	192	22	169	175	175	519	585	3409	18	189.39	-	192.67	=	-3.28	234	668	264	758
11	11/15/23	189	24	a189	a189	a189	567	639	3409	18	189.39	-	189.39	=	0.00	234	668	264	758
12	11/29/23	189	24	a189	a189	a189	567	639	3409	18	189.39	-	189.39	=	0.00	234	668	264	758
13	12/06/23	189	0				0	0	3409	18	189.39	-	189.39	=	0.00	234	668	264	758
14	12/13/23	189	24	171	192	195	558	630	3967	21	188.90	-	189.39	=	-0.48	234	668	264	758
15	12/20/23	188	25	a188	a188	a188	564	639	3967	21	188.90	-	188.90	=	0.00	234	668	264	758
16	01/10/24	188	25	a188	a188	a188	564	639	3967	21	188.90	-	188.90	=	0.00	234	668	264	758

**End of 1st split**

17	01/17/24	188	25	179	249	184	612	687	4579	24	190.79	-	188.90	=	1.89	249	668	274	758
18	01/24/24	190	24	189	278	177	644	716	5223	27	193.44	-	190.79	=	2.65	278	668	302	758
19	01/31/24	193	21	148	194	211	553	616	5776	30	192.53	-	193.44	=	-0.91	278	668	302	758
20	02/07/24	192	22	214	160	231	605	671	6381	33	193.36	-	192.53	=	0.83	278	668	302	758
21	02/14/24	193	21	146	213	199	558	621	6939	36	192.75	-	193.36	=	-0.61	278	668	302	758
22	02/21/24	192	22	a192	a192	a192	576	642	6939	36	192.75	-	192.75	=	0.00	278	668	302	758
23	02/28/24	192	22	a192	a192	a192	576	642	6939	36	192.75	-	192.75	=	0.00	278	668	302	758
24	03/06/24	192	22	162	163	158	483	549	7422	39	190.31	-	192.75	=	-2.44	278	668	302	758
25	03/13/24	190	24	206	174	188	568	640	7990	42	190.24	-	190.31	=	-0.07	278	668	302	758
26	03/20/24	190	24	179	171	168	518	590	8508	45	189.07	-	190.24	=	-1.17	278	668	302	758
27	03/27/24	189	24	211	242	197	650	722	9158	48	190.79	-	189.07	=	1.73	278	668	302	758
28	04/03/24	190	24	206	206	190	602	674	9760	51	191.37	-	190.79	=	0.58	278	668	302	758
29	04/10/24	191	23	a191	a191	a191	573	642	9760	51	191.37	-	191.37	=	0.00	278	668	302	758
30	04/17/24	191	23	204	191	191	586	655	10346	54	191.59	-	191.37	=	0.22	278	668	302	758
31	04/24/24	191	23	139	157	222	518	587	10864	57	190.60	-	191.59	=	-1.00	278	668	302	758

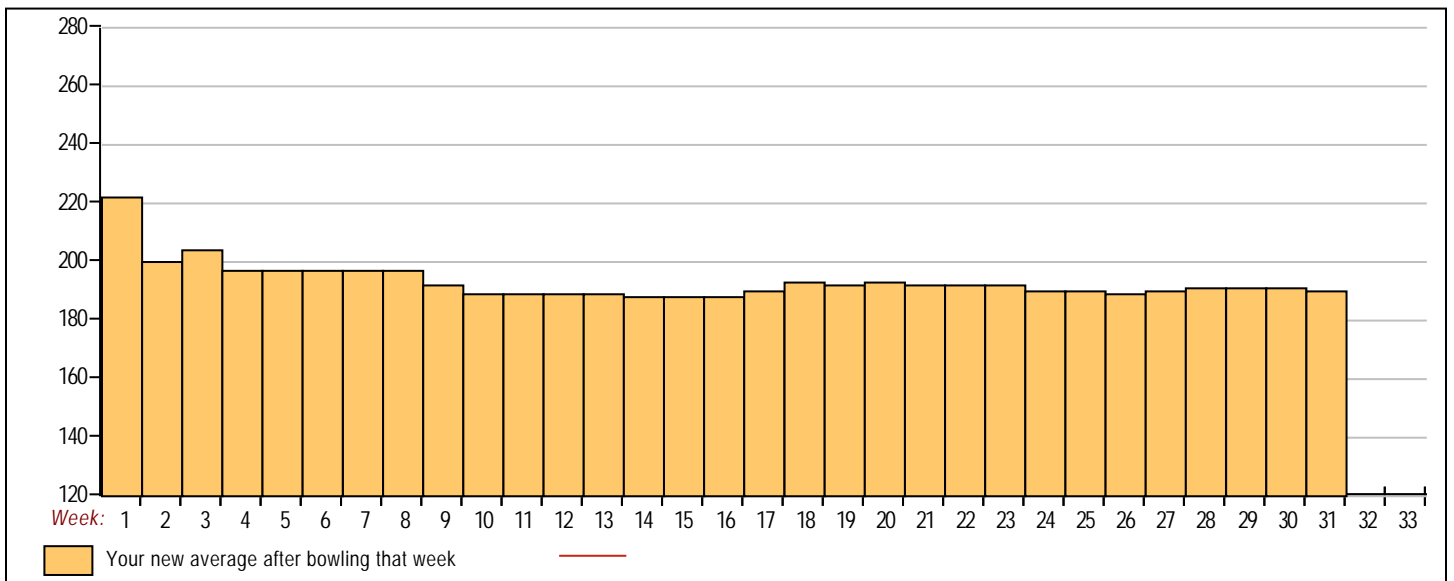


<u>&lt;100</u>	<u>100's</u>	<u>125's</u>	<u>150's</u>	<u>175's</u>	<u>200's</u>	<u>225's</u>	<u>250's</u>	<u>275's</u>	<u>300's</u>
		5	11	21	13	6		1	
<u>&lt;400</u>	<u>400's</u>	<u>450's</u>	<u>500's</u>	<u>550's</u>	<u>600's</u>	<u>650's</u>	<u>700's</u>	<u>750's</u>	<u>800's</u>
		1	6	5	5	2			

<u>Avg of Game 1</u>	<u>Avg of Game 2</u>	<u>Avg of Game 3</u>
183.47	195.79	192.53

High game of 278 on week 18      High series of 668 on week 1      High average of 222.67 after bowling week 1  
 Low game of 139 on week 31      Low series of 483 on week 24      Low average of 188.90 after bowling week 14

High Scores by Game  
 Game #1: 230 on week 3    Game #2: 278 on week 18    Game #3: 231 on week 20



Note: This report includes information through April 24 which is Week 31 of 33

**David Nguyen's Bowling Record - Team 8: Brooklyn Bashers**

Week No.	Bowling Date	Old Avg	Old HDCP	-1-	-2-	-3-	Total	HDCP		Pins	Gms	---Average Change---			High Game	High Sers	HDCP Game	HDCP Sers		
								Total	Total			New - Old	---> +/-							
1	09/06/23	bk229	0				0	0	0	0	0	-	0.00	=	0.00	0	0			
2	09/13/23	bk229	0	255	223	192	670	670	670	670	3	223.33	-	0.00	=	223.33	255	670	255	670
3	09/20/23	bk229	0				0	0	0	670	3	223.33	-	223.33	=	0.00	255	670	255	670
4	09/27/23	bk229	0				0	0	0	670	3	223.33	-	223.33	=	0.00	255	670	255	670
5	10/04/23	bk229	0				0	0	0	670	3	223.33	-	223.33	=	0.00	255	670	255	670
6	10/11/23	bk229	0	197	274	242	713	713	1383	6	6	230.50	-	223.33	=	7.17	274	713	274	713
7	10/18/23	bk229	0				0	0	0	1383	6	230.50	-	230.50	=	0.00	274	713	274	713
8	10/25/23	bk229	0	279	255	246	780	780	2163	9	9	240.33	-	230.50	=	9.83	279	780	279	780
9	11/01/23	240	0	279	242	189	710	710	2873	12	12	239.42	-	240.33	=	-0.92	279	780	279	780
10	11/08/23	239	0				0	0	0	2873	12	239.42	-	239.42	=	0.00	279	780	279	780
11	11/15/23	239	0				0	0	0	2873	12	239.42	-	239.42	=	0.00	279	780	279	780
12	11/29/23	239	0				0	0	0	2873	12	239.42	-	239.42	=	0.00	279	780	279	780
13	12/06/23	239	0				0	0	0	2873	12	239.42	-	239.42	=	0.00	279	780	279	780
14	12/13/23	239	0				0	0	0	2873	12	239.42	-	239.42	=	0.00	279	780	279	780
15	12/20/23	239	0				0	0	0	2873	12	239.42	-	239.42	=	0.00	279	780	279	780
16	01/10/24	239	0				0	0	0	2873	12	239.42	-	239.42	=	0.00	279	780	279	780

**End of 1st split**

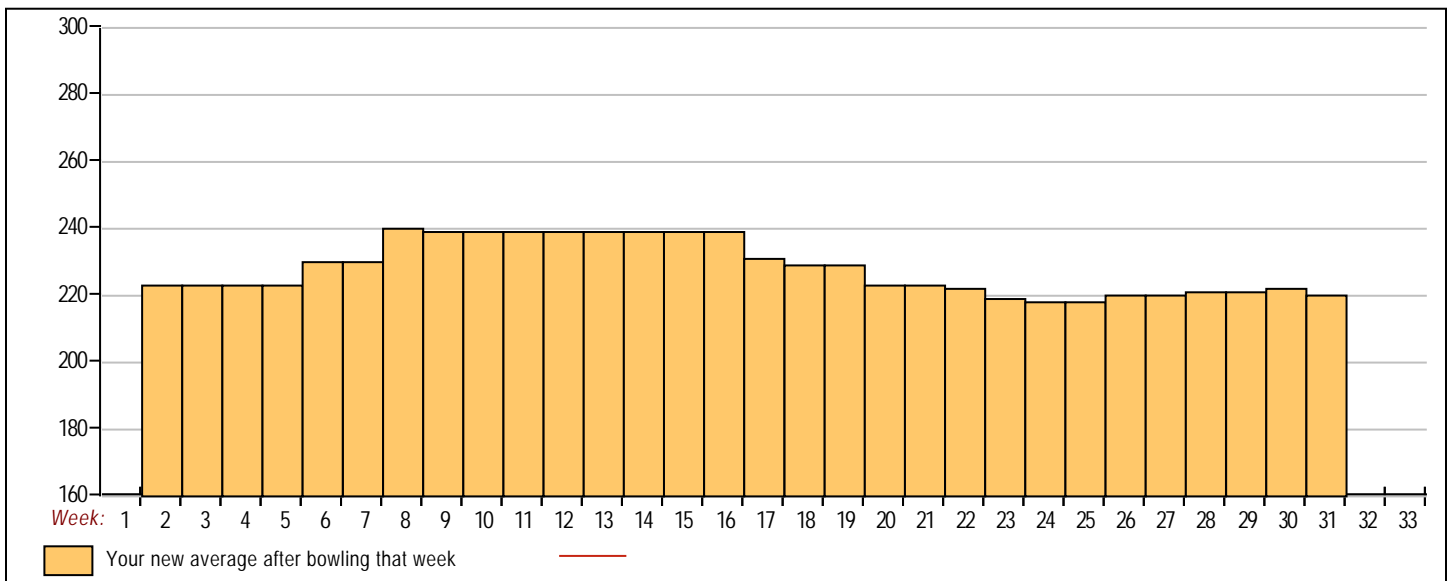
17	01/17/24	239	0	219	191	195	605	605	3478	15	15	231.87	-	239.42	=	-7.55	279	780	279	780
18	01/24/24	231	0	200	256	197	653	653	4131	18	18	229.50	-	231.87	=	-2.37	279	780	279	780
19	01/31/24	229	0	222	213	246	681	681	4812	21	21	229.14	-	229.50	=	-0.36	279	780	279	780
20	02/07/24	229	0	167	180	201	548	548	5360	24	24	223.33	-	229.14	=	-5.81	279	780	279	780
21	02/14/24	223	0				0	0	5360	24	24	223.33	-	223.33	=	0.00	279	780	279	780
22	02/21/24	223	0	208	227	213	648	648	6008	27	27	222.52	-	223.33	=	-0.81	279	780	279	780
23	02/28/24	222	0	171	206	193	570	570	6578	30	30	219.27	-	222.52	=	-3.25	279	780	279	780
24	03/06/24	219	0	225	203	189	617	617	7195	33	33	218.03	-	219.27	=	-1.24	279	780	279	780
25	03/13/24	219	0	248	207	223	678	678	7873	36	36	218.69	-	218.03	=	0.66	279	780	279	780
26	03/20/24	219	0	279	221	216	716	716	8589	39	39	220.23	-	218.69	=	1.54	279	780	279	780
27	03/27/24	220	0	225	205	248	678	678	9267	42	42	220.64	-	220.23	=	0.41	279	780	279	780
28	04/03/24	220	0	204	280	223	707	707	9974	45	45	221.64	-	220.64	=	1.00	280	780	280	780
29	04/10/24	221	0	a221	a221	a221	663	663	9974	45	45	221.64	-	221.64	=	0.00	280	780	280	780
30	04/17/24	221	0	237	167	279	683	683	10657	48	48	222.02	-	221.64	=	0.38	280	780	280	780
31	04/24/24	222	0	196	217	180	593	593	11250	51	51	220.59	-	222.02	=	-1.43	280	780	280	780

<100	100's	125's	150's	175's	200's	225's	250's	275's	300's
			3	11	18	10	4	5	
<400	400's	450's	500's	550's	600's	650's	700's	750's	800's
			1	2	3	6	4	1	

<b>Avg of Game 1</b>	<b>Avg of Game 2</b>	<b>Avg of Game 3</b>
224.18	221.59	216.00

High game of 280 on week 28      High series of 780 on week 8      High average of 240.33 after bowling week 8  
 Low game of 167 on week 20      Low series of 548 on week 20      Low average of 218.03 after bowling week 24

High Scores by Game  
 Game #1: 279 on week 8    Game #2: 280 on week 28    Game #3: 279 on week 30



Note: This report includes information through April 24 which is Week 31 of 33

Jason Wu's Bowling Record - Team 8: Brooklyn Bashers

Table with columns: Week No., Bowling Date, Old Avg, Old HDCP, -1-, -2-, -3-, Total, HDCP Total, Pins, Gms, ---Average Change--- New - Old ---> +/-, High Game, High Sers, HDCP Game, HDCP Sers. Rows 1-16.

End of 1st split

Table with columns: Week No., Bowling Date, Old Avg, Old HDCP, -1-, -2-, -3-, Total, HDCP Total, Pins, Gms, ---Average Change--- New - Old ---> +/-, High Game, High Sers, HDCP Game, HDCP Sers. Rows 17-31.

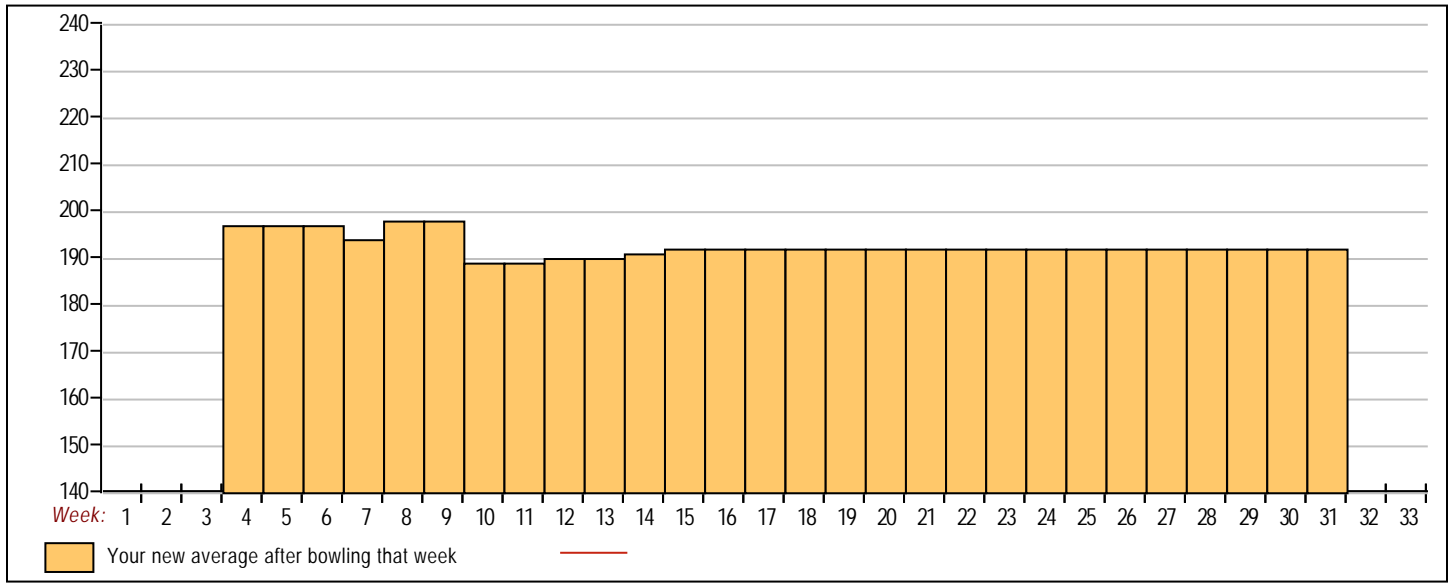


Summary table with columns: <100, 100's, 125's, 150's, 175's, 200's, 225's, 250's, 275's, 300's, <400, 400's, 450's, 500's, 550's, 600's, 650's, 700's, 750's, 800's. Values: 5, 6, 9, 1, 1, 2.

Summary table with columns: Avg of Game 1, Avg of Game 2, Avg of Game 3. Values: 192.00, 199.29, 187.57.

High game of 236 on week 8 High series of 619 on week 8 High average of 198.33 after bowling week 8
Low game of 159 on week 10 Low series of 490 on week 10 Low average of 189.58 after bowling week 10

High Scores by Game
Game #1: 236 on week 8 Game #2: 217 on week 12 Game #3: 214 on week 14



Note: This report includes information through April 24 which is Week 31 of 33

**Steve Ho's Bowling Record - Team 8: Brooklyn Bashers**

Week No.	Bowling Date	Old Avg	Old HDCP	-1-	-2-	-3-	Total	HDCP Total	Pins	Gms	---Average Change---			High Game	High Sers	HDCP Game	HDCP Sers		
											New	Old	---> +/-						
1	09/06/23	bk191	23	203	155	189	547	616	547	3	182.33	-	0.00	=	182.33	203	547	226	616
2	09/13/23	bk191	23	157	179	160	496	565	1043	6	173.83	-	182.33	=	-8.50	203	547	226	616
3	09/20/23	bk191	23	a191	a191	a191	573	642	1043	6	173.83	-	173.83	=	0.00	203	547	226	616
4	09/27/23	bk191	0				0	0	1043	6	173.83	-	173.83	=	0.00	203	547	226	616
5	10/04/23	bk191	0				0	0	1043	6	173.83	-	173.83	=	0.00	203	547	226	616
6	10/11/23	bk191	0				0	0	1043	6	173.83	-	173.83	=	0.00	203	547	226	616
7	10/18/23	bk191	0				0	0	1043	6	173.83	-	173.83	=	0.00	203	547	226	616
8	10/25/23	bk191	0				0	0	1043	6	173.83	-	173.83	=	0.00	203	547	226	616
9	11/01/23	bk191	0				0	0	1043	6	173.83	-	173.83	=	0.00	203	547	226	616
10	11/08/23	bk191	0				0	0	1043	6	173.83	-	173.83	=	0.00	203	547	226	616
11	11/15/23	bk191	0				0	0	1043	6	173.83	-	173.83	=	0.00	203	547	226	616
12	11/29/23	bk191	0				0	0	1043	6	173.83	-	173.83	=	0.00	203	547	226	616
13	12/06/23	bk191	0				0	0	1043	6	173.83	-	173.83	=	0.00	203	547	226	616
14	12/13/23	bk191	0				0	0	1043	6	173.83	-	173.83	=	0.00	203	547	226	616
15	12/20/23	bk191	0				0	0	1043	6	173.83	-	173.83	=	0.00	203	547	226	616
16	01/10/24	bk191	0				0	0	1043	6	173.83	-	173.83	=	0.00	203	547	226	616

**End of 1st split**

17	01/17/24	bk191	0				0	0	1043	6	173.83	-	173.83	=	0.00	203	547	226	616
18	01/24/24	bk191	0				0	0	1043	6	173.83	-	173.83	=	0.00	203	547	226	616
19	01/31/24	bk191	0				0	0	1043	6	173.83	-	173.83	=	0.00	203	547	226	616
20	02/07/24	bk191	0				0	0	1043	6	173.83	-	173.83	=	0.00	203	547	226	616
21	02/14/24	bk191	0				0	0	1043	6	173.83	-	173.83	=	0.00	203	547	226	616
22	02/21/24	bk191	0				0	0	1043	6	173.83	-	173.83	=	0.00	203	547	226	616
23	02/28/24	bk191	0				0	0	1043	6	173.83	-	173.83	=	0.00	203	547	226	616
24	03/06/24	bk191	0				0	0	1043	6	173.83	-	173.83	=	0.00	203	547	226	616
25	03/13/24	bk191	0				0	0	1043	6	173.83	-	173.83	=	0.00	203	547	226	616
26	03/20/24	bk191	0				0	0	1043	6	173.83	-	173.83	=	0.00	203	547	226	616
27	03/27/24	bk191	0				0	0	1043	6	173.83	-	173.83	=	0.00	203	547	226	616
28	04/03/24	bk191	0				0	0	1043	6	173.83	-	173.83	=	0.00	203	547	226	616
29	04/10/24	bk191	0				0	0	1043	6	173.83	-	173.83	=	0.00	203	547	226	616
30	04/17/24	bk191	0				0	0	1043	6	173.83	-	173.83	=	0.00	203	547	226	616
31	04/24/24	bk191	23				0	0	1043	6	173.83	-	173.83	=	0.00	203	547	226	616

<u>&lt;100</u>	<u>100's</u>	<u>125's</u>	<u>150's</u>	<u>175's</u>	<u>200's</u>	<u>225's</u>	<u>250's</u>	<u>275's</u>	<u>300's</u>
			3	2	1				
<u>&lt;400</u>	<u>400's</u>	<u>450's</u>	<u>500's</u>	<u>550's</u>	<u>600's</u>	<u>650's</u>	<u>700's</u>	<u>750's</u>	<u>800's</u>
		1	1						

<u>Avg of Game 1</u>	<u>Avg of Game 2</u>	<u>Avg of Game 3</u>
180.00	167.00	174.50

High game of 203 on week 1      High series of 547 on week 1      High average of 182.33 after bowling week 1  
 Low game of 155 on week 1      Low series of 496 on week 2      Low average of 173.83 after bowling week 2

High Scores by Game  
 Game #1: 203 on week 1    Game #2: 179 on week 2    Game #3: 189 on week 1

