

Note: This report includes information through April 24 which is Week 31 of 33

Kevin Fong's Bowling Record - Team 6: Good Enough

Table with columns: Week No., Bowling Date, Old Avg, Old HDCP, -1-, -2-, -3-, Total, HDCP Total, Pins, Gms, ---Average Change--- (New - Old ---> +/-), High Game, High Sers, HDCP Game, HDCP Sers. Rows 1-16.

End of 1st split

Table with columns: Week No., Bowling Date, Old Avg, Old HDCP, -1-, -2-, -3-, Total, HDCP Total, Pins, Gms, ---Average Change--- (New - Old ---> +/-), High Game, High Sers, HDCP Game, HDCP Sers. Rows 17-31.

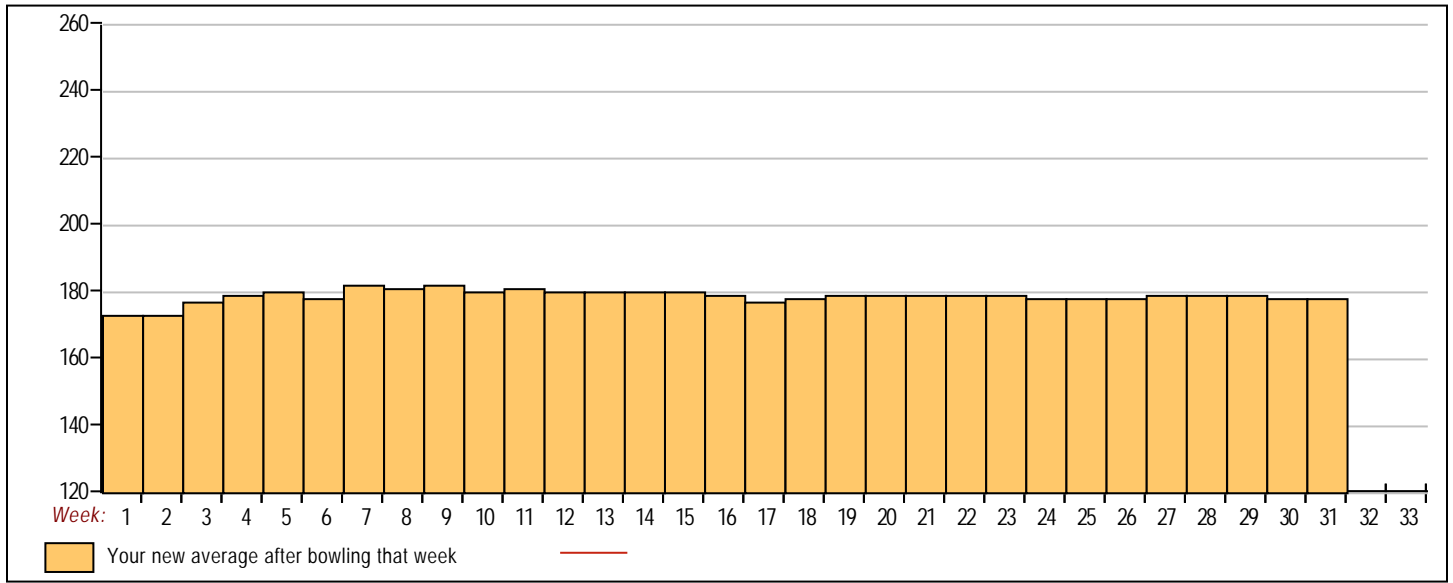


Summary table with columns: <100, 100's, 125's, 150's, 175's, 200's, 225's, 250's, 275's, 300's, <400, 400's, 450's, 500's, 550's, 600's, 650's, 700's, 750's, 800's. Values: 11, 31, 35, 14, 2, 4, 15, 11, 1.

Avg of Game 1: 175.10, Avg of Game 2: 179.29, Avg of Game 3: 180.94

High game of 243 on week 21, High series of 621 on week 7, High average of 182.52 after bowling week 7, Low game of 135 on week 20, Low series of 455 on week 17, Low average of 173.33 after bowling week 1

High Scores by Game, Game #1: 231 on week 7, Game #2: 223 on week 14, Game #3: 243 on week 21



Note: This report includes information through April 24 which is Week 31 of 33

**Kody Fong's Bowling Record - Team 6: Good Enough**

Week No.	Bowling Date	Old Avg	Old HDCP	-			Total	HDCP Total	Pins	Gms	---Average Change---			High Game	High Sers	HDCP Game	HDCP Sers		
				-1-	-2-	-3-					New	Old	---> +/-						
1	09/06/23	bk194	0				0	0	0	0	-	0.00	=	0.00	0	0			
2	09/13/23	bk194	20	223	152	170	545	605	545	3	181.67	-	0.00	=	181.67	223	545	243	605
3	09/20/23	bk194	20	a194	a194	164	552	612	709	4	177.25	-	181.67	=	-4.42	223	545	243	605
4	09/27/23	bk194	20	220	189	203	612	672	1321	7	188.71	-	177.25	=	11.46	223	612	243	672
5	10/04/23	bk194	20	a194	a194	a194	582	642	1321	7	188.71	-	188.71	=	0.00	223	612	243	672
6	10/11/23	bk194	20	205	167	175	547	612	1868	10	186.80	-	188.71	=	-1.91	223	612	243	672
7	10/18/23	186	27	185	251	242	678	759	2546	13	195.85	-	186.80	=	9.05	251	678	278	759
8	10/25/23	195	20	124	190	170	484	544	3030	16	189.38	-	195.85	=	-6.47	251	678	278	759
9	11/01/23	189	24	191	213	184	588	660	3618	19	190.42	-	189.38	=	1.05	251	678	278	759
10	11/08/23	190	24	190	189	158	537	609	4155	22	188.86	-	190.42	=	-1.56	251	678	278	759
11	11/15/23	188	25	188	178	216	582	657	4737	25	189.48	-	188.86	=	0.62	251	678	278	759
12	11/29/23	189	24	227	182	168	577	649	5314	28	189.79	-	189.48	=	0.31	251	678	278	759
13	12/06/23	189	24	225	183	247	655	727	5969	31	192.55	-	189.79	=	2.76	251	678	278	759
14	12/13/23	192	22	227	146	235	608	674	6577	34	193.44	-	192.55	=	0.89	251	678	278	759
15	12/20/23	193	21	210	191	188	589	652	7166	37	193.68	-	193.44	=	0.23	251	678	278	759
16	01/10/24	193	21	181	189	184	554	617	7720	40	193.00	-	193.68	=	-0.68	251	678	278	759

**End of 1st split**

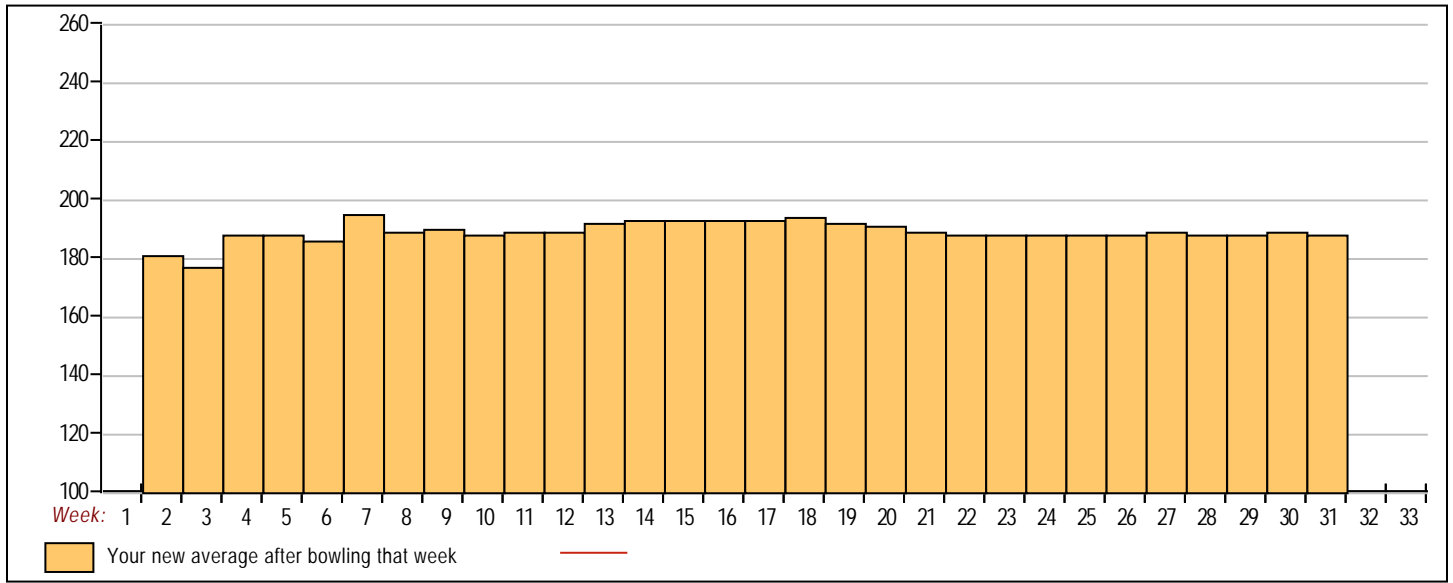
17	01/17/24	193	21	151	255	191	597	660	8317	43	193.42	-	193.00	=	0.42	255	678	278	759
18	01/24/24	193	21	190	254	191	635	698	8952	46	194.61	-	193.42	=	1.19	255	678	278	759
19	01/31/24	194	20	139	190	150	479	539	9431	49	192.47	-	194.61	=	-2.14	255	678	278	759
20	02/07/24	192	22	143	168	209	520	586	9951	52	191.37	-	192.47	=	-1.10	255	678	278	759
21	02/14/24	191	23	115	186	159	460	529	10411	55	189.29	-	191.37	=	-2.07	255	678	278	759
22	02/21/24	189	24	173	171	180	524	596	10935	58	188.53	-	189.29	=	-0.76	255	678	278	759
23	02/28/24	188	25	a188	a188	a188	564	639	10935	58	188.53	-	188.53	=	0.00	255	678	278	759
24	03/06/24	188	25	175	182	221	578	653	11513	61	188.74	-	188.53	=	0.20	255	678	278	759
25	03/13/24	188	25	193	188	190	571	646	12084	64	188.81	-	188.74	=	0.07	255	678	278	759
26	03/20/24	188	25	192	165	182	539	614	12623	67	188.40	-	188.81	=	-0.41	255	678	278	759
27	03/27/24	188	25	205	225	181	611	686	13234	70	189.06	-	188.40	=	0.65	255	678	278	759
28	04/03/24	189	24	199	163	190	552	624	13786	73	188.85	-	189.06	=	-0.21	255	678	278	759
29	04/10/24	188	25	165	156	195	516	591	14302	76	188.18	-	188.85	=	-0.67	255	678	278	759
30	04/17/24	188	25	183	207	246	636	711	14938	79	189.09	-	188.18	=	0.90	255	678	278	759
31	04/24/24	189	24	201	180	171	552	624	15490	82	188.90	-	189.09	=	-0.19	255	678	278	759

<100	100's	125's	150's	175's	200's	225's	250's	275's	300's
	2	3	18	36	12	8	3		
<400	400's	450's	500's	550's	600's	650's	700's	750's	800's
		3	7	10	5	2			

Avg of Game 1	Avg of Game 2	Avg of Game 3
185.93	189.26	191.43

High game of 255 on week 17      High series of 678 on week 7      High average of 195.85 after bowling week 7  
 Low game of 115 on week 21      Low series of 460 on week 21      Low average of 177.25 after bowling week 3

High Scores by Game  
 Game #1: 227 on week 12    Game #2: 255 on week 17    Game #3: 247 on week 13



Note: This report includes information through April 24 which is Week 31 of 33

Jojo Chu's Bowling Record - Team 6: Good Enough

Table with columns: Week No., Bowling Date, Old Avg, Old HDCP, -1-, -2-, -3-, Total, HDCP Total, Pins, Gms, ---Average Change--- (New - Old ---> +/-), High Game, High Sers, HDCP Game, HDCP Sers. Rows 1-16.

End of 1st split

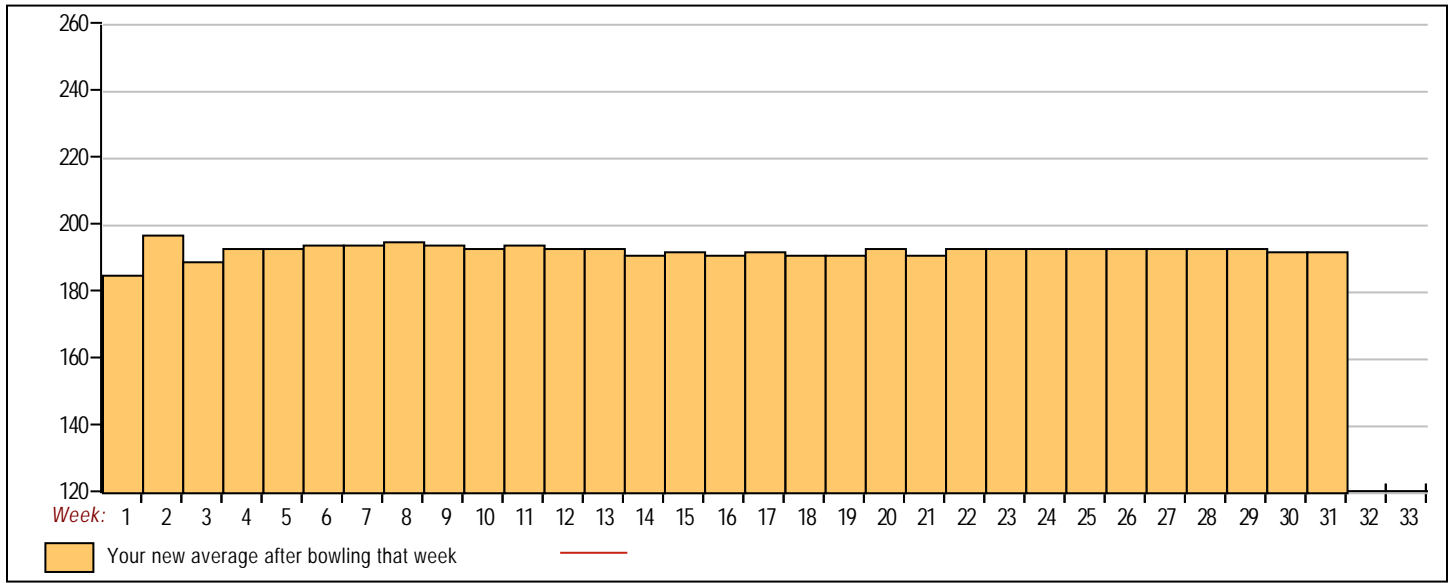
Table with columns: Week No., Bowling Date, Old Avg, Old HDCP, -1-, -2-, -3-, Total, HDCP Total, Pins, Gms, ---Average Change--- (New - Old ---> +/-), High Game, High Sers, HDCP Game, HDCP Sers. Rows 17-31.

Summary table for score ranges: <100, 100's, 125's, 150's, 175's, 200's, 225's, 250's, 275's, 300's, <400, 400's, 450's, 500's, 550's, 600's, 650's, 700's, 750's, 800's.

Avg of Game 1: 186.80, Avg of Game 2: 198.64, Avg of Game 3: 191.88

High game of 257 on week 8, High series of 661 on week 20, High average of 197.33 after bowling week 2, Low game of 139 on week 8, Low series of 493 on week 30, Low average of 185.67 after bowling week 1

High Scores by Game: Game #1: 237 on week 20, Game #2: 257 on week 8, Game #3: 244 on week 17



Note: This report includes information through April 24 which is Week 31 of 33

**Ken Fong's Bowling Record - Team 6: Good Enough**

Week No.	Bowling Date	Old Avg	Old HDCP	-			Total	HDCP Total	Pins	Gms	---Average Change---			High Game	High Sers	HDCP Game	HDCP Sers
				-1-	-2-	-3-					New - Old	--->	+/-				
1	09/06/23	bk160	48	180	143	189	512	656	512	3	170.67	- 0.00	= 170.67	189	512	237	656
2	09/13/23	bk160	0				0	0	512	3	170.67	- 170.67	= 0.00	189	512	237	656
3	09/20/23	bk160	0				0	0	512	3	170.67	- 170.67	= 0.00	189	512	237	656
4	09/27/23	bk160	0				0	0	512	3	170.67	- 170.67	= 0.00	189	512	237	656
5	10/04/23	bk160	0				0	0	512	3	170.67	- 170.67	= 0.00	189	512	237	656
6	10/11/23	bk160	0				0	0	512	3	170.67	- 170.67	= 0.00	189	512	237	656
7	10/18/23	bk160	0				0	0	512	3	170.67	- 170.67	= 0.00	189	512	237	656
8	10/25/23	bk160	0				0	0	512	3	170.67	- 170.67	= 0.00	189	512	237	656
9	11/01/23	bk160	0				0	0	512	3	170.67	- 170.67	= 0.00	189	512	237	656
10	11/08/23	bk160	0				0	0	512	3	170.67	- 170.67	= 0.00	189	512	237	656
11	11/15/23	bk160	0				0	0	512	3	170.67	- 170.67	= 0.00	189	512	237	656
12	11/29/23	bk160	0				0	0	512	3	170.67	- 170.67	= 0.00	189	512	237	656
13	12/06/23	bk160	0				0	0	512	3	170.67	- 170.67	= 0.00	189	512	237	656
14	12/13/23	bk160	0				0	0	512	3	170.67	- 170.67	= 0.00	189	512	237	656
15	12/20/23	bk160	0				0	0	512	3	170.67	- 170.67	= 0.00	189	512	237	656
16	01/10/24	bk160	0				0	0	512	3	170.67	- 170.67	= 0.00	189	512	237	656

**End of 1st split**

17	01/17/24	bk160	0				0	0	512	3	170.67	- 170.67	= 0.00	189	512	237	656
18	01/24/24	bk160	0				0	0	512	3	170.67	- 170.67	= 0.00	189	512	237	656
19	01/31/24	bk160	0				0	0	512	3	170.67	- 170.67	= 0.00	189	512	237	656
20	02/07/24	bk160	0				0	0	512	3	170.67	- 170.67	= 0.00	189	512	237	656
21	02/14/24	bk160	0				0	0	512	3	170.67	- 170.67	= 0.00	189	512	237	656
22	02/21/24	bk160	0				0	0	512	3	170.67	- 170.67	= 0.00	189	512	237	656
23	02/28/24	bk160	0				0	0	512	3	170.67	- 170.67	= 0.00	189	512	237	656
24	03/06/24	bk160	0				0	0	512	3	170.67	- 170.67	= 0.00	189	512	237	656
25	03/13/24	bk160	0				0	0	512	3	170.67	- 170.67	= 0.00	189	512	237	656
26	03/20/24	bk160	0				0	0	512	3	170.67	- 170.67	= 0.00	189	512	237	656
27	03/27/24	bk160	0				0	0	512	3	170.67	- 170.67	= 0.00	189	512	237	656
28	04/03/24	bk160	48	146	154	155	455	599	967	6	161.17	- 170.67	= -9.50	189	512	237	656
29	04/10/24	bk160	0				0	0	967	6	161.17	- 161.17	= 0.00	189	512	237	656
30	04/17/24	bk160	0				0	0	967	6	161.17	- 161.17	= 0.00	189	512	237	656
31	04/24/24	bk160	48				0	0	967	6	161.17	- 161.17	= 0.00	189	512	237	656



<u>&lt;100</u>	<u>100's</u>	<u>125's</u>	<u>150's</u>	<u>175's</u>	<u>200's</u>	<u>225's</u>	<u>250's</u>	<u>275's</u>	<u>300's</u>
		2	2	2					
<u>&lt;400</u>	<u>400's</u>	<u>450's</u>	<u>500's</u>	<u>550's</u>	<u>600's</u>	<u>650's</u>	<u>700's</u>	<u>750's</u>	<u>800's</u>
		1	1						

<u>Avg of Game 1</u>	<u>Avg of Game 2</u>	<u>Avg of Game 3</u>
163.00	148.50	172.00

High game of 189 on week 1      High series of 512 on week 1      High average of 170.67 after bowling week 1  
 Low game of 143 on week 1      Low series of 455 on week 28      Low average of 161.17 after bowling week 28

High Scores by Game  
 Game #1: 180 on week 1    Game #2: 154 on week 28    Game #3: 189 on week 1

