

Note: This report includes information through April 24 which is Week 31 of 33

Dinna Delarea's Bowling Record - Team 5: Lucky Strikes

Week No.	Bowling Date	Old Avg	Old HDCP	-			Total	HDCP Total	Pins	Gms	---Average Change---			High Game	High Sers	HDCP Game	HDCP Sers		
				-1-	-2-	-3-					New	Old	---> +/-						
1	09/06/23	bk165	44	151	180	158	489	621	489	3	163.00	-	0.00	=	163.00	180	489	224	621
2	09/13/23	bk165	44	112	147	165	424	556	913	6	152.17	-	163.00	=	-10.83	180	489	224	621
3	09/20/23	bk165	44	144	116	164	424	556	1337	9	148.56	-	152.17	=	-3.61	180	489	224	621
4	09/27/23	155	52	139	142	174	455	611	1792	12	149.33	-	148.56	=	0.78	180	489	226	621
5	10/04/23	155	52	177	115	109	401	557	2193	15	146.20	-	149.33	=	-3.13	180	489	229	621
6	10/11/23	155	52	115	129	149	393	549	2586	18	143.67	-	146.20	=	-2.53	180	489	229	621
7	10/18/23	155	52	155	162	191	508	664	3094	21	147.33	-	143.67	=	3.67	191	508	243	664
8	10/25/23	155	52	144	161	192	497	653	3591	24	149.63	-	147.33	=	2.29	192	508	244	664
9	11/01/23	155	52	148	158	193	499	655	4090	27	151.48	-	149.63	=	1.86	193	508	245	664
10	11/08/23	155	0				0	0	4090	27	151.48	-	151.48	=	0.00	193	508	245	664
11	11/15/23	155	52	133	180	145	458	614	4548	30	151.60	-	151.48	=	0.12	193	508	245	664
12	11/29/23	155	52	174	131	138	443	599	4991	33	151.24	-	151.60	=	-0.36	193	508	245	664
13	12/06/23	155	52	153	161	160	474	630	5465	36	151.81	-	151.24	=	0.56	193	508	245	664
14	12/13/23	155	52	145	148	200	493	649	5958	39	152.77	-	151.81	=	0.96	200	508	252	664
15	12/20/23	155	52	154	179	146	479	635	6437	42	153.26	-	152.77	=	0.49	200	508	252	664
16	01/10/24	155	52	120	149	111	380	536	6817	45	151.49	-	153.26	=	-1.77	200	508	252	664

End of 1st split

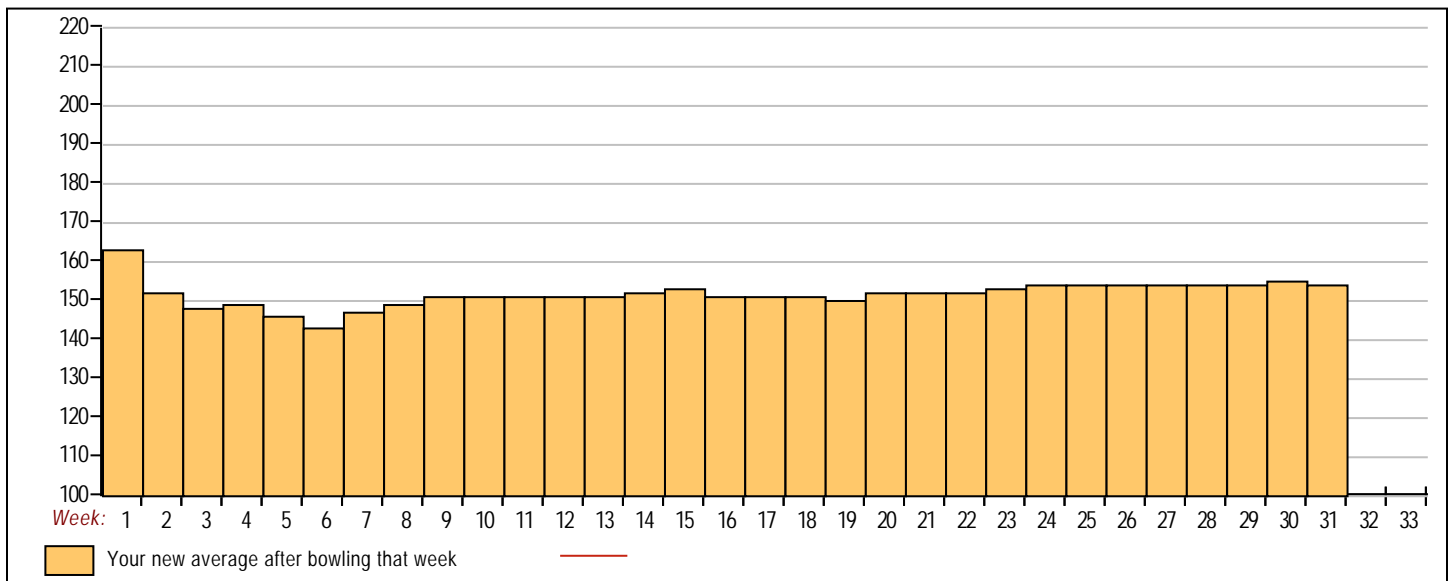
17	01/17/24	155	52	158	165	130	453	609	7270	48	151.46	-	151.49	=	-0.03	200	508	252	664
18	01/24/24	155	52	153	159	169	481	637	7751	51	151.98	-	151.46	=	0.52	200	508	252	664
19	01/31/24	155	52	112	124	162	398	554	8149	54	150.91	-	151.98	=	-1.07	200	508	252	664
20	02/07/24	155	52	189	158	171	518	674	8667	57	152.05	-	150.91	=	1.15	200	518	252	674
21	02/14/24	155	52	a155	a155	a155	465	621	8667	57	152.05	-	152.05	=	0.00	200	518	252	674
22	02/21/24	155	52	171	170	167	508	664	9175	60	152.92	-	152.05	=	0.86	200	518	252	674
23	02/28/24	155	52	204	153	163	520	676	9695	63	153.89	-	152.92	=	0.97	204	520	256	676
24	03/06/24	155	52	157	192	154	503	659	10198	66	154.52	-	153.89	=	0.63	204	520	256	676
25	03/13/24	155	52	110	175	172	457	613	10655	69	154.42	-	154.52	=	-0.09	204	520	256	676
26	03/20/24	155	52	171	166	140	477	633	11132	72	154.61	-	154.42	=	0.19	204	520	256	676
27	03/27/24	155	52	148	163	128	439	595	11571	75	154.28	-	154.61	=	-0.33	204	520	256	676
28	04/03/24	155	52	190	152	142	484	640	12055	78	154.55	-	154.28	=	0.27	204	520	256	676
29	04/10/24	155	52	155	156	183	494	650	12549	81	154.93	-	154.55	=	0.37	204	520	256	676
30	04/17/24	155	52	155	155	175	485	641	13034	84	155.17	-	154.93	=	0.24	204	520	256	676
31	04/24/24	155	52	162	127	139	428	584	13462	87	154.74	-	155.17	=	-0.43	204	520	256	676

<u><100</u>	<u>100's</u>	<u>125's</u>	<u>150's</u>	<u>175's</u>	<u>200's</u>	<u>225's</u>	<u>250's</u>	<u>275's</u>	<u>300's</u>
	10	23	39	13	2				
<u><400</u>	<u>400's</u>	<u>450's</u>	<u>500's</u>	<u>550's</u>	<u>600's</u>	<u>650's</u>	<u>700's</u>	<u>750's</u>	<u>800's</u>
3	6	15	5						

<u>Avg of Game 1</u>	<u>Avg of Game 2</u>	<u>Avg of Game 3</u>
151.69	154.24	158.28

High game of 204 on week 23 High series of 520 on week 23 High average of 163.00 after bowling week 1
 Low game of 109 on week 5 Low series of 380 on week 16 Low average of 143.67 after bowling week 6

High Scores by Game
 Game #1: 204 on week 23 Game #2: 192 on week 24 Game #3: 200 on week 14



Note: This report includes information through April 24 which is Week 31 of 33

June Solomon's Bowling Record - Team 5: Lucky Strikes

Table with columns: Week No., Bowling Date, Old Avg, Old HDCP, -1-, -2-, -3-, Total, HDCP Total, Pins, Gms, ---Average Change--- (New - Old ---> +/-), High Game, High Sers, HDCP Game, HDCP Sers. Rows 1-16.

End of 1st split

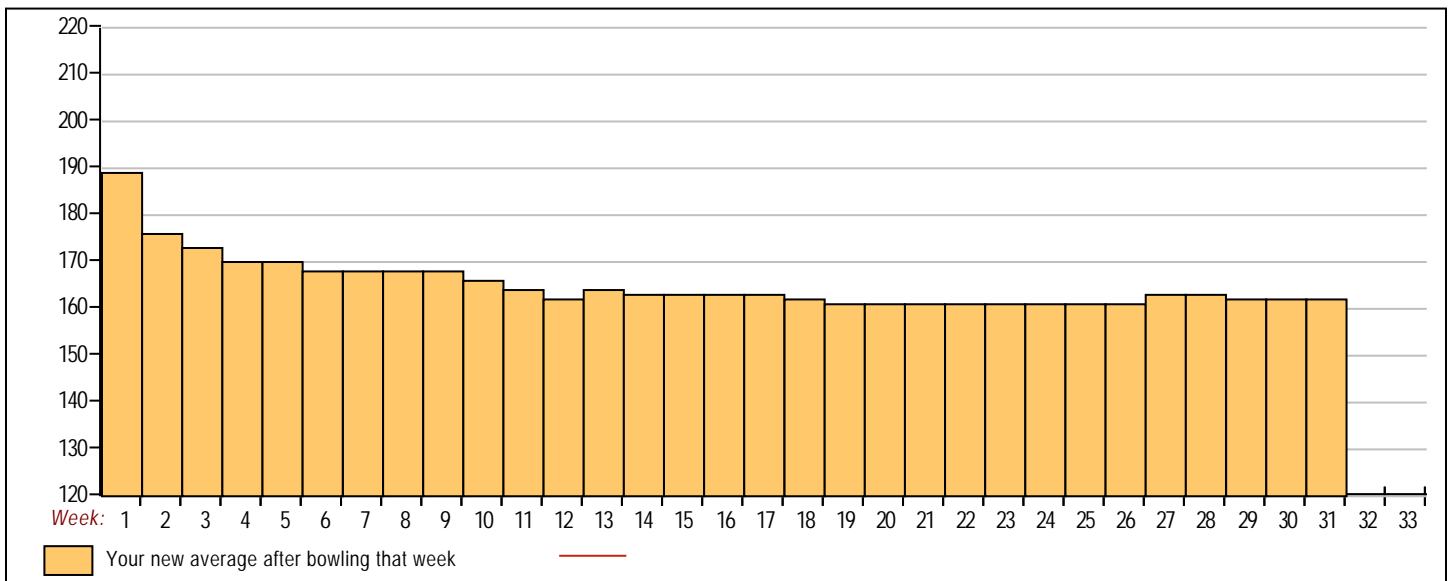
Table with columns: Week No., Bowling Date, Old Avg, Old HDCP, -1-, -2-, -3-, Total, HDCP Total, Pins, Gms, ---Average Change--- (New - Old ---> +/-), High Game, High Sers, HDCP Game, HDCP Sers. Rows 17-31.

Summary table for score ranges: <100, 100's, 125's, 150's, 175's, 200's, 225's, 250's, 275's, 300's, <400, 400's, 450's, 500's, 550's, 600's, 650's, 700's, 750's, 800's.

Avg of Game 1: 158.08, Avg of Game 2: 169.92, Avg of Game 3: 158.96

High game of 216 on week 3, High series of 567 on week 1, High average of 189.00 after bowling week 1, Low game of 124 on week 28, Low series of 424 on week 29, Low average of 161.42 after bowling week 20

High Scores by Game: Game #1: 216 on week 3, Game #2: 211 on week 1, Game #3: 193 on week 28



Note: This report includes information through April 24 which is Week 31 of 33

Benjie Aldeguer's Bowling Record - Team 5: Lucky Strikes

Week No.	Bowling Date	Old Avg	Old HDCP	HDCP			Total	HDCP Total	Pins	Gms	---Average Change---			High Game	High Sers	HDCP Game	HDCP Sers
				-1-	-2-	-3-					New - Old	---> +/-					
1	09/06/23	bk199	16	204	209	191	604	652	604	3	201.33	- 0.00	= 201.33	209	604	225	652
2	09/13/23	bk199	16	183	192	222	597	645	1201	6	200.17	- 201.33	= -1.17	222	604	238	652
3	09/20/23	bk199	16	184	181	268	633	681	1834	9	203.78	- 200.17	= 3.61	268	633	284	681
4	09/27/23	203	13	179	145	148	472	511	2306	12	192.17	- 203.78	= -11.61	268	633	284	681
5	10/04/23	192	22	172	161	222	555	621	2861	15	190.73	- 192.17	= -1.43	268	633	284	681
6	10/11/23	190	24	173	191	174	538	610	3399	18	188.83	- 190.73	= -1.90	268	633	284	681
7	10/18/23	189	24	155	227	204	586	658	3985	21	189.76	- 188.83	= 0.93	268	633	284	681
8	10/25/23	189	24	135	223	159	517	589	4502	24	187.58	- 189.76	= -2.18	268	633	284	681
9	11/01/23	189	24	205	205	160	570	642	5072	27	187.85	- 187.58	= 0.27	268	633	284	681
10	11/08/23	189	24	175	200	158	533	605	5605	30	186.83	- 187.85	= -1.02	268	633	284	681
11	11/15/23	189	24	196	204	195	595	667	6200	33	187.88	- 186.83	= 1.05	268	633	284	681
12	11/29/23	189	24	212	247	182	641	713	6841	36	190.03	- 187.88	= 2.15	268	641	284	713
13	12/06/23	190	24	150	235	139	524	596	7365	39	188.85	- 190.03	= -1.18	268	641	284	713
14	12/13/23	189	24	181	165	189	535	607	7900	42	188.10	- 188.85	= -0.75	268	641	284	713
15	12/20/23	189	24	185	177	214	576	648	8476	45	188.36	- 188.10	= 0.26	268	641	284	713
16	01/10/24	189	24	179	184	247	610	682	9086	48	189.29	- 188.36	= 0.94	268	641	284	713

End of 1st split

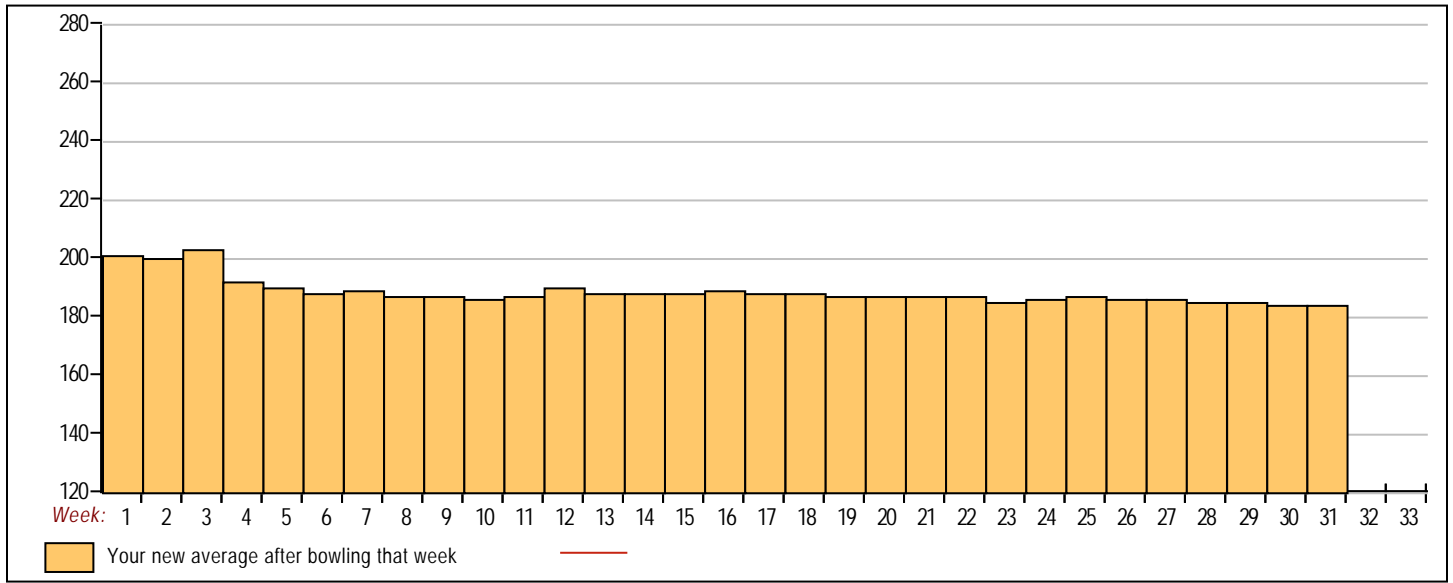
17	01/17/24	189	24	139	199	171	509	581	9595	51	188.14	- 189.29	= -1.15	268	641	284	713
18	01/24/24	189	24	189	162	228	579	651	10174	54	188.41	- 188.14	= 0.27	268	641	284	713
19	01/31/24	189	24	169	173	197	539	611	10713	57	187.95	- 188.41	= -0.46	268	641	284	713
20	02/07/24	189	24	172	189	151	512	584	11225	60	187.08	- 187.95	= -0.86	268	641	284	713
21	02/14/24	189	24	197	242	170	609	681	11834	63	187.84	- 187.08	= 0.76	268	641	284	713
22	02/21/24	189	24	167	174	191	532	604	12366	66	187.36	- 187.84	= -0.48	268	641	284	713
23	02/28/24	189	24	159	149	158	466	538	12832	69	185.97	- 187.36	= -1.39	268	641	284	713
24	03/06/24	189	24	194	255	173	622	694	13454	72	186.86	- 185.97	= 0.89	268	641	284	713
25	03/13/24	189	24	207	201	166	574	646	14028	75	187.04	- 186.86	= 0.18	268	641	284	713
26	03/20/24	189	24	180	170	132	482	554	14510	78	186.03	- 187.04	= -1.01	268	641	284	713
27	03/27/24	189	24	180	186	236	602	674	15112	81	186.57	- 186.03	= 0.54	268	641	284	713
28	04/03/24	189	24	148	150	205	503	575	15615	84	185.89	- 186.57	= -0.68	268	641	284	713
29	04/10/24	189	24	179	183	191	553	625	16168	87	185.84	- 185.89	= -0.05	268	641	284	713
30	04/17/24	189	24	180	136	159	475	547	16643	90	184.92	- 185.84	= -0.92	268	641	284	713
31	04/24/24	189	24	155	157	166	478	550	17121	93	184.10	- 184.92	= -0.83	268	641	284	713

<100	100's	125's	150's	175's	200's	225's	250's	275's	300's
		9	29	31	15	7	2		
<400	400's	450's	500's	550's	600's	650's	700's	750's	800's
		5	10	9	7				

Avg of Game 1	Avg of Game 2	Avg of Game 3
176.87	189.42	186.00

High game of 268 on week 3 High series of 641 on week 12 High average of 203.78 after bowling week 3
 Low game of 132 on week 26 Low series of 466 on week 23 Low average of 184.10 after bowling week 31

High Scores by Game
 Game #1: 212 on week 12 Game #2: 255 on week 24 Game #3: 268 on week 3



Note: This report includes information through April 24 which is Week 31 of 33

Jorge Fernandez's Bowling Record - Team 5: Lucky Strikes

Week No.	Bowling Date	Old Avg	Old HDCP	-1-	-2-	-3-	Total	HDCP		Pins	Gms	---Average Change---			High Game	High Sers	HDCP Game	HDCP Sers	
								Total	Total			New - Old	--->	+/-					
6	10/11/23	bk201	0				0	0	0	0	0	-	0.00	=	0.00	0	0		
7	10/18/23	bk201	15	185	199	192	576	621	576	3	192.00	-	0.00	=	192.00	199	576	214	621
8	10/25/23	bk201	15	236	171	204	611	656	1187	6	197.83	-	192.00	=	5.83	236	611	251	656
9	11/01/23	bk201	0				0	0	1187	6	197.83	-	197.83	=	0.00	236	611	251	656
10	11/08/23	bk201	15	202	189	212	603	648	1790	9	198.89	-	197.83	=	1.06	236	611	251	656
11	11/15/23	198	0				0	0	1790	9	198.89	-	198.89	=	0.00	236	611	251	656
12	11/29/23	198	0				0	0	1790	9	198.89	-	198.89	=	0.00	236	611	251	656
13	12/06/23	198	0				0	0	1790	9	198.89	-	198.89	=	0.00	236	611	251	656
14	12/13/23	198	0				0	0	1790	9	198.89	-	198.89	=	0.00	236	611	251	656
15	12/20/23	198	0				0	0	1790	9	198.89	-	198.89	=	0.00	236	611	251	656
16	01/10/24	198	0				0	0	1790	9	198.89	-	198.89	=	0.00	236	611	251	656

End of 1st split

17	01/17/24	198	0				0	0	1790	9	198.89	-	198.89	=	0.00	236	611	251	656
18	01/24/24	198	0				0	0	1790	9	198.89	-	198.89	=	0.00	236	611	251	656
19	01/31/24	198	0				0	0	1790	9	198.89	-	198.89	=	0.00	236	611	251	656
20	02/07/24	198	0				0	0	1790	9	198.89	-	198.89	=	0.00	236	611	251	656
21	02/14/24	198	0				0	0	1790	9	198.89	-	198.89	=	0.00	236	611	251	656
22	02/21/24	198	0				0	0	1790	9	198.89	-	198.89	=	0.00	236	611	251	656
23	02/28/24	198	0				0	0	1790	9	198.89	-	198.89	=	0.00	236	611	251	656
24	03/06/24	198	0				0	0	1790	9	198.89	-	198.89	=	0.00	236	611	251	656
25	03/13/24	198	0				0	0	1790	9	198.89	-	198.89	=	0.00	236	611	251	656
26	03/20/24	198	0				0	0	1790	9	198.89	-	198.89	=	0.00	236	611	251	656
27	03/27/24	198	0				0	0	1790	9	198.89	-	198.89	=	0.00	236	611	251	656
28	04/03/24	198	0				0	0	1790	9	198.89	-	198.89	=	0.00	236	611	251	656
29	04/10/24	198	0				0	0	1790	9	198.89	-	198.89	=	0.00	236	611	251	656
30	04/17/24	198	0				0	0	1790	9	198.89	-	198.89	=	0.00	236	611	251	656
31	04/24/24	198	17				0	0	1790	9	198.89	-	198.89	=	0.00	236	611	251	656



<u><100</u>	<u>100's</u>	<u>125's</u>	<u>150's</u>	<u>175's</u>	<u>200's</u>	<u>225's</u>	<u>250's</u>	<u>275's</u>	<u>300's</u>
			1	4	3	1			
<u><400</u>	<u>400's</u>	<u>450's</u>	<u>500's</u>	<u>550's</u>	<u>600's</u>	<u>650's</u>	<u>700's</u>	<u>750's</u>	<u>800's</u>
				1	2				

Avg of Game 1	Avg of Game 2	Avg of Game 3
207.67	186.33	202.67

High game of 236 on week 8 High series of 611 on week 8 High average of 198.89 after bowling week 10
 Low game of 171 on week 8 Low series of 576 on week 7 Low average of 192.00 after bowling week 7

High Scores by Game
 Game #1: 236 on week 8 Game #2: 199 on week 7 Game #3: 212 on week 10

