

Note: This report includes information through April 24 which is Week 31 of 33

Aimee Majer's Bowling Record - Team 4: Team 4

Table with columns: Week No., Bowling Date, Old Avg, Old HDCP, -1-, -2-, -3-, Total, HDCP Total, Pins, Gms, ---Average Change--- (New - Old ---> +/-), High Game, High Sers, HDCP Game, HDCP Sers. Rows 1-16.

End of 1st split

Table with columns: Week No., Bowling Date, Old Avg, Old HDCP, -1-, -2-, -3-, Total, HDCP Total, Pins, Gms, ---Average Change--- (New - Old ---> +/-), High Game, High Sers, HDCP Game, HDCP Sers. Rows 17-31.

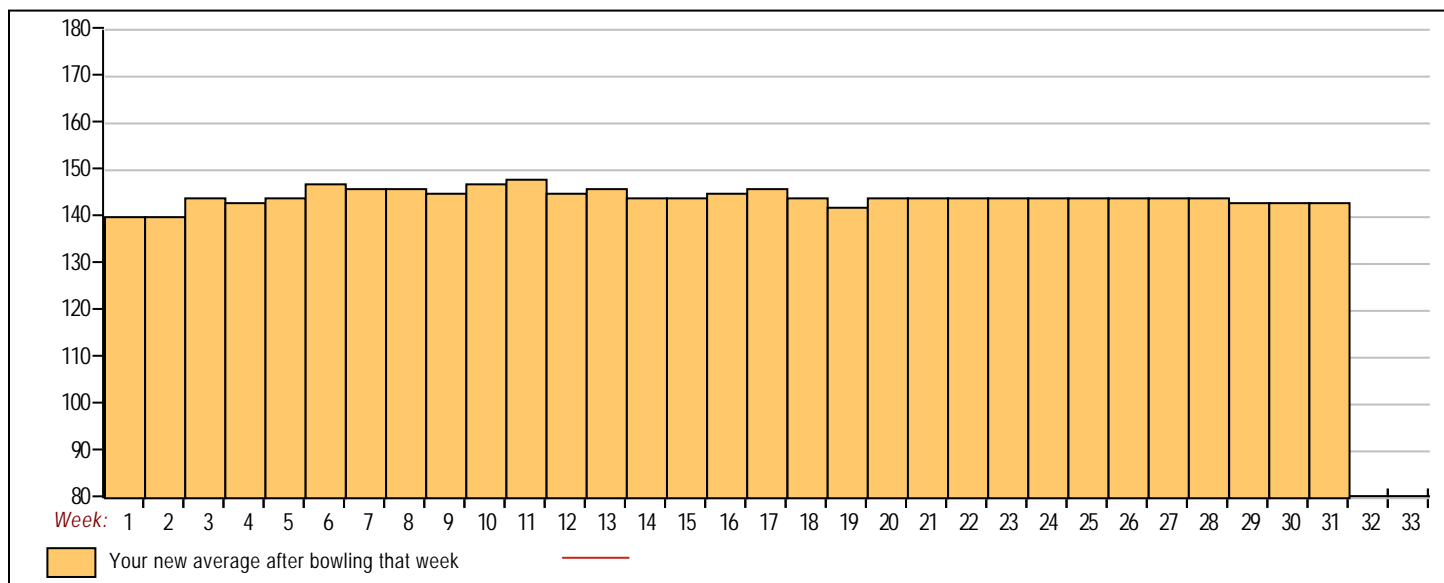


Summary table with columns: <100, 100's, 125's, 150's, 175's, 200's, 225's, 250's, 275's, 300's, <400, 400's, 450's, 500's, 550's, 600's, 650's, 700's, 750's, 800's. Values: 6, 10, 7, 26, 4, 26, 13.

Summary table with columns: Avg of Game 1, Avg of Game 2, Avg of Game 3. Values: 145.35, 140.91, 142.87.

High game of 179 on week 6 High series of 499 on week 20 High average of 148.15 after bowling week 11
Low game of 100 on week 18 Low series of 338 on week 18 Low average of 140.67 after bowling week 1

High Scores by Game
Game #1: 179 on week 6 Game #2: 163 on week 9 Game #3: 176 on week 17



Note: This report includes information through April 24 which is Week 31 of 33

Jenn Phaxayavong's Bowling Record - Team 4: Team 4

Table with columns: Week No., Bowling Date, Old Avg, Old HDCP, -1-, -2-, -3-, Total, HDCP Total, Pins, Gms, ---Average Change--- (New - Old ---> +/-), High Game, High Sers, HDCP Game, HDCP Sers. Rows 1-16.

End of 1st split

Table with columns: Week No., Bowling Date, Old Avg, Old HDCP, -1-, -2-, -3-, Total, HDCP Total, Pins, Gms, ---Average Change--- (New - Old ---> +/-), High Game, High Sers, HDCP Game, HDCP Sers. Rows 17-31.

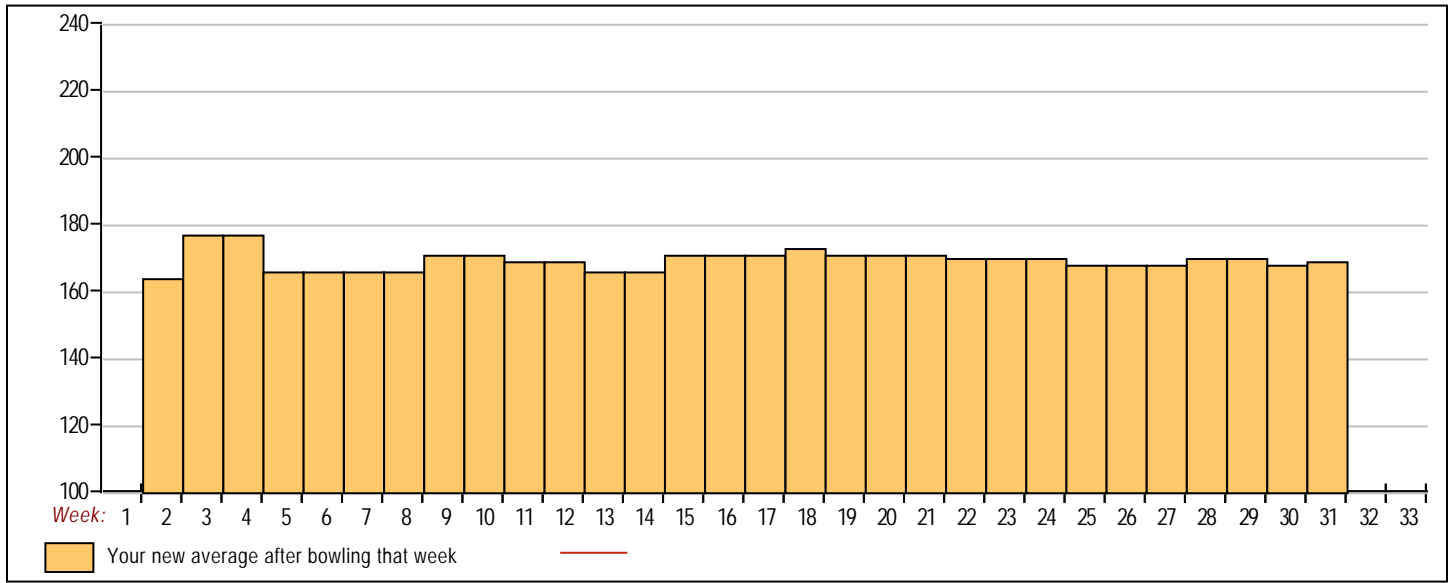


Summary table with columns: <100, 100's, 125's, 150's, 175's, 200's, 225's, 250's, 275's, 300's, <400, 400's, 450's, 500's, 550's, 600's, 650's, 700's, 750's, 800's. Values are counts.

Summary table with columns: Avg of Game 1 (170.67), Avg of Game 2 (168.67), Avg of Game 3 (167.78)

High game of 236 on week 15 High series of 618 on week 15 High average of 177.33 after bowling week 3
Low game of 117 on week 19 Low series of 407 on week 25 Low average of 164.00 after bowling week 2

High Scores by Game
Game #1: 213 on week 3 Game #2: 202 on week 18 Game #3: 236 on week 15



Note: This report includes information through April 24 which is Week 31 of 33

**Milan Majer's Bowling Record - Team 4: Team 4**

Week No.	Bowling Date	Old Avg	Old HDCP	-			Total	HDCP Total	Pins	Gms	---Average Change---			High Game	High Sers	HDCP Game	HDCP Sers		
				-1-	-2-	-3-					New	Old	---> +/-						
1	09/06/23	bk200	16	204	199	189	592	640	592	3	197.33	-	0.00	=	197.33	204	592	220	640
2	09/13/23	bk200	16	176	182	166	524	572	1116	6	186.00	-	197.33	=	-11.33	204	592	220	640
3	09/20/23	bk200	16	246	214	202	662	710	1778	9	197.56	-	186.00	=	11.56	246	662	262	710
4	09/27/23	197	18	214	180	202	596	650	2374	12	197.83	-	197.56	=	0.28	246	662	262	710
5	10/04/23	197	18	a197	a197	a197	591	645	2374	12	197.83	-	197.83	=	0.00	246	662	262	710
6	10/11/23	197	18	190	166	192	548	602	2922	15	194.80	-	197.83	=	-3.03	246	662	262	710
7	10/18/23	194	20	214	226	195	635	695	3557	18	197.61	-	194.80	=	2.81	246	662	262	710
8	10/25/23	197	18	203	224	162	589	643	4146	21	197.43	-	197.61	=	-0.18	246	662	262	710
9	11/01/23	197	0				0	0	4146	21	197.43	-	197.43	=	0.00	246	662	262	710
10	11/08/23	197	18	169	247	203	619	673	4765	24	198.54	-	197.43	=	1.11	247	662	265	710
11	11/15/23	198	17	212	245	234	691	742	5456	27	202.07	-	198.54	=	3.53	247	691	265	742
12	11/29/23	202	14	202	232	235	669	711	6125	30	204.17	-	202.07	=	2.09	247	691	265	742
13	12/06/23	204	12	223	205	200	628	664	6753	33	204.64	-	204.17	=	0.47	247	691	265	742
14	12/13/23	204	12	203	164	232	599	635	7352	36	204.22	-	204.64	=	-0.41	247	691	265	742
15	12/20/23	204	12	204	184	180	568	604	7920	39	203.08	-	204.22	=	-1.15	247	691	265	742
16	01/10/24	203	13	180	247	198	625	664	8545	42	203.45	-	203.08	=	0.38	247	691	265	742

**End of 1st split**

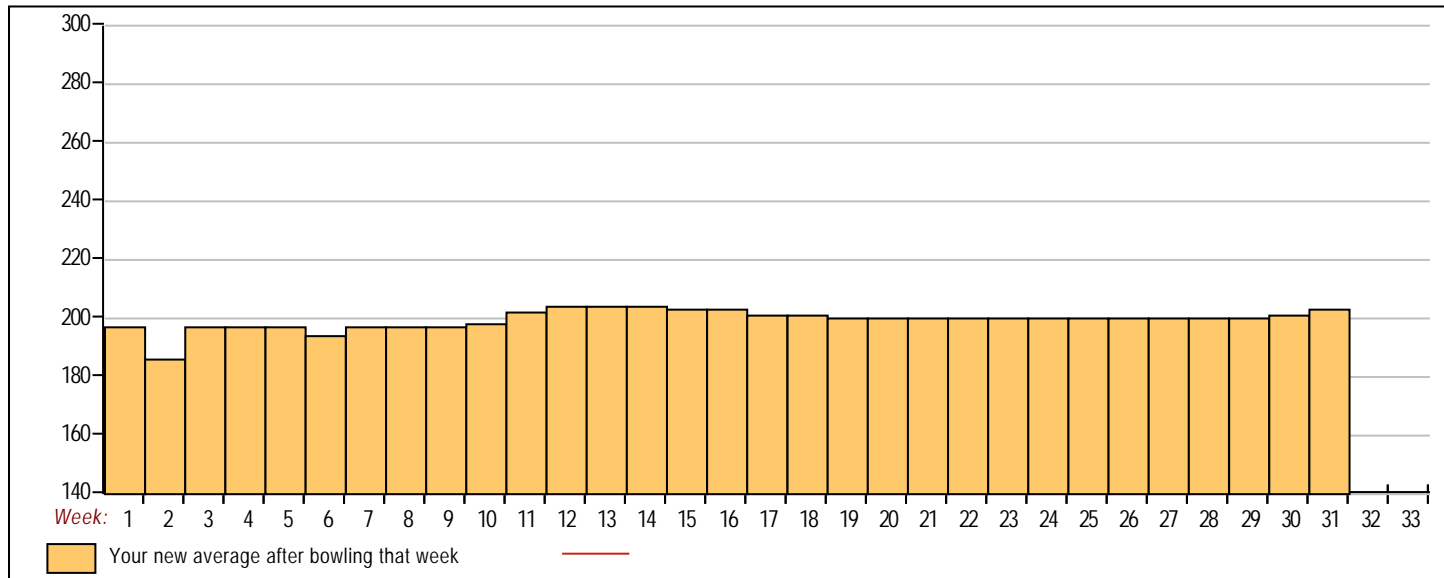
17	01/17/24	203	13	177	192	162	531	570	9076	45	201.69	-	203.45	=	-1.76	247	691	265	742
18	01/24/24	201	0				0	0	9076	45	201.69	-	201.69	=	0.00	247	691	265	742
19	01/31/24	201	15	199	188	180	567	612	9643	48	200.90	-	201.69	=	-0.79	247	691	265	742
20	02/07/24	200	16	179	224	179	582	630	10225	51	200.49	-	200.90	=	-0.41	247	691	265	742
----- Week 21 was bowled after week 23 -----																			
21	02/14/24	201	15	156	201	181	538	583	10763	54	200.49	-	0.00	=	200.49	247	691	265	742
22	02/21/24	200	16	174	210	209	593	641	11356	57	200.33	-	200.49	=	-0.16	247	691	265	742
Scores were bowled after week 23 for weeks: 21																			
23	02/28/24	200	16	258	212	176	646	694	12002	60	200.03	-	200.33	=	-0.30	258	691	274	742
24	03/06/24	200	0				0	0	12002	60	200.03	-	200.03	=	0.00	258	691	274	742
25	03/13/24	200	16	219	166	233	618	666	12620	63	200.32	-	200.03	=	0.28	258	691	274	742
26	03/20/24	200	0				0	0	12620	63	200.32	-	200.32	=	0.00	258	691	274	742
27	03/27/24	200	16	193	202	225	620	668	13240	66	200.61	-	200.32	=	0.29	258	691	274	742
28	04/03/24	200	0				0	0	13240	66	200.61	-	200.61	=	0.00	258	691	274	742
29	04/10/24	200	16	230	162	212	604	652	13844	69	200.64	-	200.61	=	0.03	258	691	274	742
30	04/17/24	200	16	243	214	235	692	740	14536	72	201.89	-	200.64	=	1.25	258	692	274	742
31	04/24/24	201	15	238	290	221	749	794	15285	75	203.80	-	201.89	=	1.91	290	749	305	794

<100	100's	125's	150's	175's	200's	225's	250's	275's	300's
			10	22	26	15	1	1	
<400	400's	450's	500's	550's	600's	650's	700's	750's	800's
			4	8	8	4	1		

<b>Avg of Game 1</b>	<b>Avg of Game 2</b>	<b>Avg of Game 3</b>
204.24	207.04	200.12

High game of 290 on week 31      High series of 749 on week 31      High average of 204.64 after bowling week 13  
 Low game of 156 on week 21      Low series of 524 on week 2      Low average of 186.00 after bowling week 2

High Scores by Game  
 Game #1: 258 on week 23    Game #2: 290 on week 31    Game #3: 235 on week 12



Note: This report includes information through April 24 which is Week 31 of 33

**Lloyd Aguirre's Bowling Record - Team 4: Team 4**

Week No.	Bowling Date	Old Avg	Old HDCP	-			Total	HDCP Total	Pins	Gms	---Average Change---			High Game	High Sers	HDCP Game	HDCP Sers
				-1-	-2-	-3-					New	Old	---> +/-				
1	09/06/23	bk181	31	127	160	183	470	563	470	3	156.67	- 0.00	= 156.67	183	470	214	563
2	09/13/23	bk181	31	157	246	183	586	679	1056	6	176.00	- 156.67	= 19.33	246	586	277	679
3	09/20/23	bk181	31	152	192	156	500	593	1556	9	172.89	- 176.00	= -3.11	246	586	277	679
4	09/27/23	172	38	169	169	172	510	624	2066	12	172.17	- 172.89	= -0.72	246	586	277	679
5	10/04/23	172	38	167	178	160	505	619	2571	15	171.40	- 172.17	= -0.77	246	586	277	679
6	10/11/23	171	39	177	204	176	557	674	3128	18	173.78	- 171.40	= 2.38	246	586	277	679
7	10/18/23	173	37	170	213	168	551	662	3679	21	175.19	- 173.78	= 1.41	246	586	277	679
8	10/25/23	175	0				0	0	3679	21	175.19	- 175.19	= 0.00	246	586	277	679
9	11/01/23	175	0				0	0	3679	21	175.19	- 175.19	= 0.00	246	586	277	679
10	11/08/23	175	36	186	180	190	556	664	4235	24	176.46	- 175.19	= 1.27	246	586	277	679
11	11/15/23	176	0				0	0	4235	24	176.46	- 176.46	= 0.00	246	586	277	679
12	11/29/23	176	35	182	179	212	573	678	4808	27	178.07	- 176.46	= 1.62	246	586	277	679
13	12/06/23	178	33	166	201	190	557	656	5365	30	178.83	- 178.07	= 0.76	246	586	277	679
14	12/13/23	178	33	182	210	190	582	681	5947	33	180.21	- 178.83	= 1.38	246	586	277	681
15	12/20/23	180	0				0	0	5947	33	180.21	- 180.21	= 0.00	246	586	277	681
16	01/10/24	180	32	212	196	205	613	709	6560	36	182.22	- 180.21	= 2.01	246	613	277	709

**End of 1st split**

17	01/17/24	182	0				0	0	6560	36	182.22	- 182.22	= 0.00	246	613	277	709
18	01/24/24	182	0				0	0	6560	36	182.22	- 182.22	= 0.00	246	613	277	709
19	01/31/24	182	0				0	0	6560	36	182.22	- 182.22	= 0.00	246	613	277	709
20	02/07/24	182	0				0	0	6560	36	182.22	- 182.22	= 0.00	246	613	277	709
----- Week 21 was bowled after week 23 -----																	
21	02/14/24	181	31	163	213	189	565	658	7125	39	182.22	- 0.00	= 182.22	246	613	277	709
22	02/21/24	182	0				0	0	7125	39	182.22	- 182.22	= 0.00	246	613	277	709
Scores were bowled after week 23 for weeks: 21																	
23	02/28/24	182	30	177	188	160	525	615	7650	42	182.14	- 182.22	= -0.08	246	613	277	709
24	03/06/24	182	0				0	0	7650	42	182.14	- 182.14	= 0.00	246	613	277	709
25	03/13/24	182	30	253	156	186	595	685	8245	45	183.22	- 182.14	= 1.08	253	613	283	709
26	03/20/24	183	29	197	197	201	595	682	8840	48	184.17	- 183.22	= 0.94	253	613	283	709
27	03/27/24	184	28	155	196	173	524	608	9364	51	183.61	- 184.17	= -0.56	253	613	283	709
28	04/03/24	183	0				0	0	9364	51	183.61	- 183.61	= 0.00	253	613	283	709
29	04/10/24	183	29	176	180	204	560	647	9924	54	183.78	- 183.61	= 0.17	253	613	283	709
30	04/17/24	183	29	159	148	158	465	552	10389	57	182.26	- 183.78	= -1.51	253	613	283	709
31	04/24/24	182	30				0	0	10389	57	182.26	- 182.26	= 0.00	253	613	283	709



<100	100's	125's	150's	175's	200's	225's	250's	275's	300's
		2	19	24	10	1	1		
<400	400's	450's	500's	550's	600's	650's	700's	750's	800's
		2	5	11	1				
<b>Avg of Game 1</b>			<b>Avg of Game 2</b>			<b>Avg of Game 3</b>			
175.11			189.79			181.89			

High game of 253 on week 25      High series of 613 on week 16      High average of 184.17 after bowling week 26  
 Low game of 127 on week 1      Low series of 465 on week 30      Low average of 156.67 after bowling week 1

High Scores by Game  
 Game #1: 253 on week 25    Game #2: 246 on week 2    Game #3: 212 on week 12

