

Note: This report includes information through April 24 which is Week 31 of 33

Alyssa Chan's Bowling Record - Team 3: Team 3

Week No.	Bowling Date	Old Avg	Old HDCP	-1-	-2-	-3-	Total	HDCP Total	Pins	Gms	---Average Change---			High Game	High Sers	HDCP Game	HDCP Sers		
											New	Old	Change +/-						
1	09/06/23	bk160	0				0	0	0	0	-	0.00	=	0.00	0	0			
2	09/13/23	bk160	48	130	192	152	474	618	474	3	158.00	-	0.00	=	158.00	192	474	240	618
3	09/20/23	bk160	48	145	150	180	475	619	949	6	158.17	-	158.00	=	0.17	192	475	240	619
4	09/27/23	bk160	48	181	149	157	487	631	1436	9	159.56	-	158.17	=	1.39	192	487	240	631
5	10/04/23	159	48	98	124	179	401	545	1837	12	153.08	-	159.56	=	-6.47	192	487	240	631
6	10/11/23	153	53	141	181	132	454	613	2291	15	152.73	-	153.08	=	-0.35	192	487	240	631
7	10/18/23	152	54	a152	a152	a152	456	618	2291	15	152.73	-	152.73	=	0.00	192	487	240	631
8	10/25/23	152	54	168	182	170	520	682	2811	18	156.17	-	152.73	=	3.43	192	520	240	682
9	11/01/23	156	51	162	164	224	550	703	3361	21	160.05	-	156.17	=	3.88	224	550	275	703
10	11/08/23	160	48	173	153	183	509	653	3870	24	161.25	-	160.05	=	1.20	224	550	275	703
11	11/15/23	161	47	145	190	161	496	637	4366	27	161.70	-	161.25	=	0.45	224	550	275	703
12	11/29/23	161	47	176	167	136	479	620	4845	30	161.50	-	161.70	=	-0.20	224	550	275	703
13	12/06/23	161	0				0	0	4845	30	161.50	-	161.50	=	0.00	224	550	275	703
14	12/13/23	161	47	a161	a161	a161	483	624	4845	30	161.50	-	161.50	=	0.00	224	550	275	703
15	12/20/23	161	47	150	162	159	471	612	5316	33	161.09	-	161.50	=	-0.41	224	550	275	703
16	01/10/24	161	0				0	0	5316	33	161.09	-	161.09	=	0.00	224	550	275	703

End of 1st split

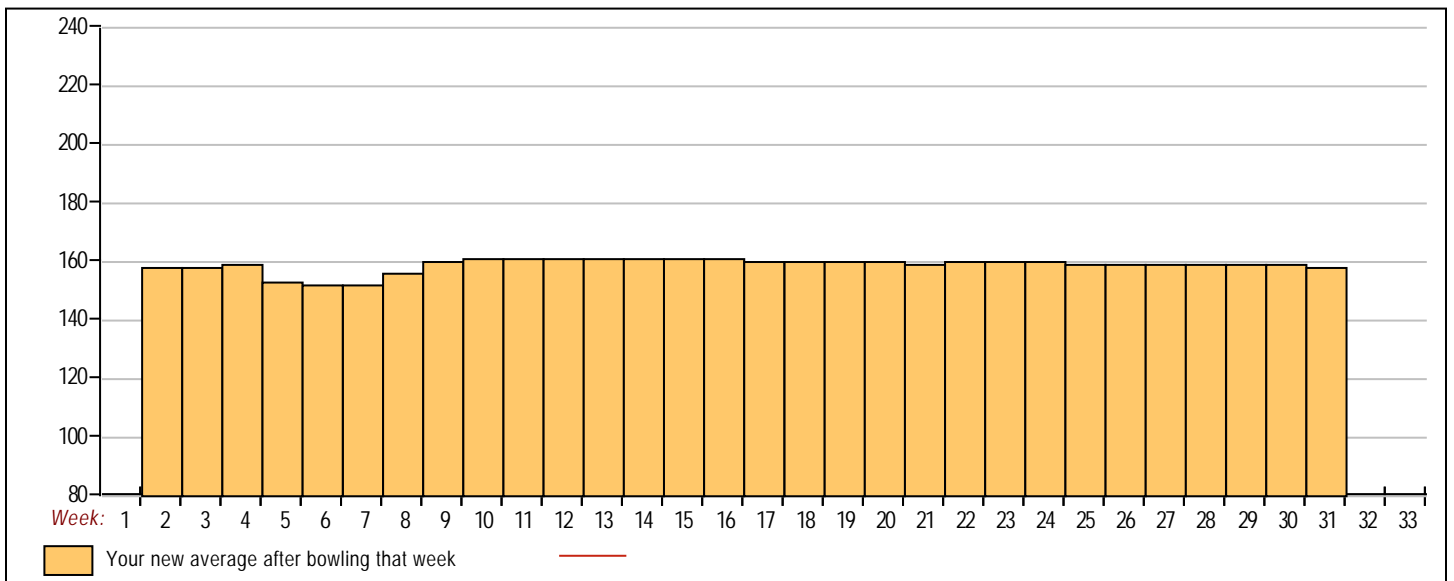
17	01/17/24	161	47	161	144	163	468	609	5784	36	160.67	-	161.09	=	-0.42	224	550	275	703
18	01/24/24	160	48	156	178	158	492	636	6276	39	160.92	-	160.67	=	0.26	224	550	275	703
19	01/31/24	160	48	122	171	155	448	592	6724	42	160.10	-	160.92	=	-0.83	224	550	275	703
20	02/07/24	160	48	a160	a160	a160	480	624	6724	42	160.10	-	160.10	=	0.00	224	550	275	703
21	02/14/24	160	48	157	129	156	442	586	7166	45	159.24	-	160.10	=	-0.85	224	550	275	703
22	02/21/24	159	48	167	178	184	529	673	7695	48	160.31	-	159.24	=	1.07	224	550	275	703
23	02/28/24	160	48	161	201	131	493	637	8188	51	160.55	-	160.31	=	0.24	224	550	275	703
24	03/06/24	160	48	180	142	131	453	597	8641	54	160.02	-	160.55	=	-0.53	224	550	275	703
25	03/13/24	160	48	166	182	120	468	612	9109	57	159.81	-	160.02	=	-0.21	224	550	275	703
26	03/20/24	159	48	a159	a159	a159	477	621	9109	57	159.81	-	159.81	=	0.00	224	550	275	703
27	03/27/24	159	48	171	156	133	460	604	9569	60	159.48	-	159.81	=	-0.32	224	550	275	703
28	04/03/24	159	48	128	164	159	451	595	10020	63	159.05	-	159.48	=	-0.44	224	550	275	703
29	04/10/24	159	48	161	155	160	476	620	10496	66	159.03	-	159.05	=	-0.02	224	550	275	703
30	04/17/24	159	48	199	130	156	485	629	10981	69	159.14	-	159.03	=	0.11	224	550	275	703
31	04/24/24	159	48	178	125	122	425	569	11406	72	158.42	-	159.14	=	-0.73	224	550	275	703

<u><100</u>	<u>100's</u>	<u>125's</u>	<u>150's</u>	<u>175's</u>	<u>200's</u>	<u>225's</u>	<u>250's</u>	<u>275's</u>	<u>300's</u>
1	4	16	33	16	2				
<u><400</u>	<u>400's</u>	<u>450's</u>	<u>500's</u>	<u>550's</u>	<u>600's</u>	<u>650's</u>	<u>700's</u>	<u>750's</u>	<u>800's</u>
	4	16	3	1					

Avg of Game 1 Avg of Game 2 Avg of Game 3
 157.33 161.21 156.71

High game of 224 on week 9 High series of 550 on week 9 High average of 161.70 after bowling week 11
 Low game of 98 on week 5 Low series of 401 on week 5 Low average of 152.73 after bowling week 6

High Scores by Game
 Game #1: 199 on week 30 Game #2: 201 on week 23 Game #3: 224 on week 9



Note: This report includes information through April 24 which is Week 31 of 33

Albert Wong's Bowling Record - Team 3: Team 3

Table with columns: Week No., Bowling Date, Old Avg, Old HDCP, -1-, -2-, -3-, Total, HDCP Total, Pins, Gms, ---Average Change--- (New - Old ---> +/-), High Game, High Sers, HDCP Game, HDCP Sers. Rows 1-16.

End of 1st split

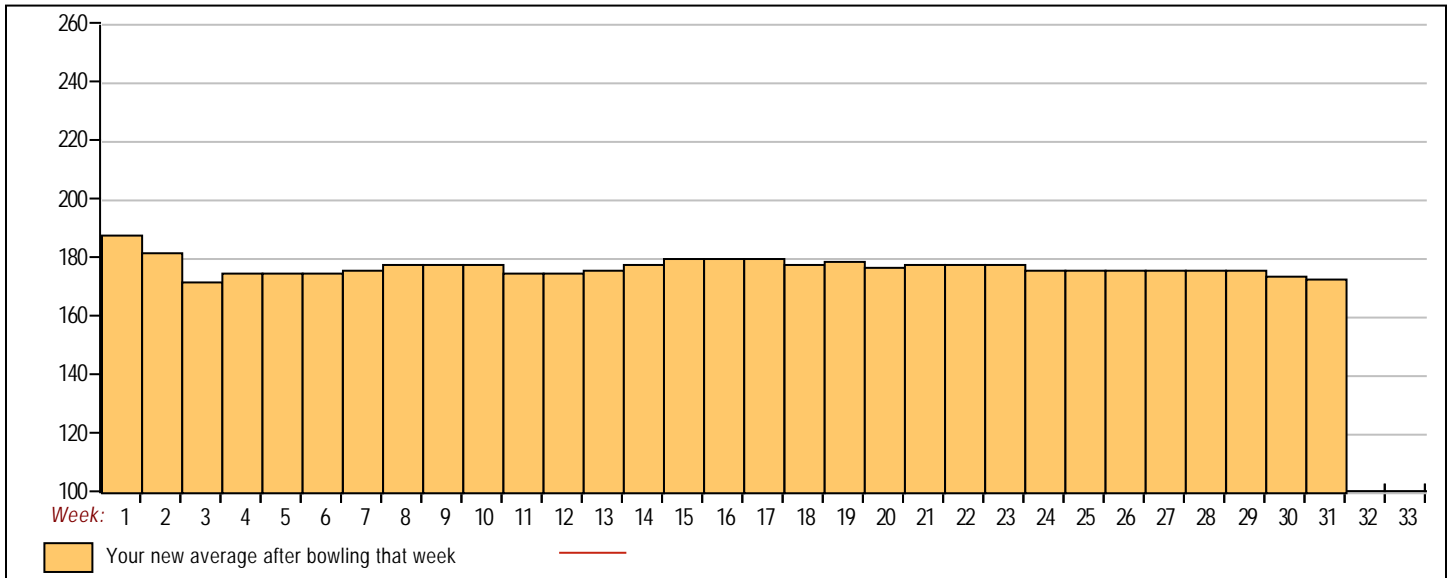
Table with columns: Week No., Bowling Date, Old Avg, Old HDCP, -1-, -2-, -3-, Total, HDCP Total, Pins, Gms, ---Average Change--- (New - Old ---> +/-), High Game, High Sers, HDCP Game, HDCP Sers. Rows 17-31.

Summary table with columns: <100, 100's, 125's, 150's, 175's, 200's, 225's, 250's, 275's, 300's, <400, 400's, 450's, 500's, 550's, 600's, 650's, 700's, 750's, 800's.

Summary table with columns: Avg of Game 1 (166.13), Avg of Game 2 (172.97), Avg of Game 3 (182.65).

High game of 244 on week 14 High series of 626 on week 14 High average of 188.00 after bowling week 1
Low game of 108 on week 30 Low series of 351 on week 30 Low average of 172.89 after bowling week 3

High Scores by Game
Game #1: 202 on week 14 Game #2: 244 on week 14 Game #3: 224 on week 15



Note: This report includes information through April 24 which is Week 31 of 33

David Chen's Bowling Record - Team 3: Team 3

Week No.	Bowling Date	Old Avg	Old HDCP	HDCP			Total	HDCP Total	Pins	Gms	---Average Change---			High Game	High Sers	HDCP Game	HDCP Sers		
				-1-	-2-	-3-					New	Old	---> +/-						
1	09/06/23	bk213	5	226	195	154	575	590	575	3	191.67	-	0.00	=	191.67	226	575	231	590
2	09/13/23	bk213	5	176	200	235	611	626	1186	6	197.67	-	191.67	=	6.00	235	611	240	626
3	09/20/23	bk213	5	217	222	212	651	666	1837	9	204.11	-	197.67	=	6.44	235	651	240	666
4	09/27/23	204	12	203	199	180	582	618	2419	12	201.58	-	204.11	=	-2.53	235	651	240	666
5	10/04/23	203	13	173	209	192	574	613	2993	15	199.53	-	201.58	=	-2.05	235	651	240	666
6	10/11/23	203	13	a203	a203	a203	609	648	2993	15	199.53	-	199.53	=	0.00	235	651	240	666
7	10/18/23	203	13	a203	a203	a203	609	648	2993	15	199.53	-	199.53	=	0.00	235	651	240	666
8	10/25/23	203	13	a203	a203	a203	609	648	2993	15	199.53	-	199.53	=	0.00	235	651	240	666
9	11/01/23	203	13	a203	a203	a203	609	648	2993	15	199.53	-	199.53	=	0.00	235	651	240	666
10	11/08/23	203	13	a203	a203	a203	609	648	2993	15	199.53	-	199.53	=	0.00	235	651	240	666
11	11/15/23	203	13	a203	a203	a203	609	648	2993	15	199.53	-	199.53	=	0.00	235	651	240	666
12	11/29/23	203	13	214	188	184	586	625	3579	18	198.83	-	199.53	=	-0.70	235	651	240	666
13	12/06/23	203	13	225	226	201	652	691	4231	21	201.48	-	198.83	=	2.64	235	652	240	691
14	12/13/23	203	13	234	176	177	587	626	4818	24	200.75	-	201.48	=	-0.73	235	652	247	691
15	12/20/23	203	13	171	211	205	587	626	5405	27	200.19	-	200.75	=	-0.56	235	652	247	691
16	01/10/24	203	13	201	259	166	626	665	6031	30	201.03	-	200.19	=	0.85	259	652	272	691

End of 1st split

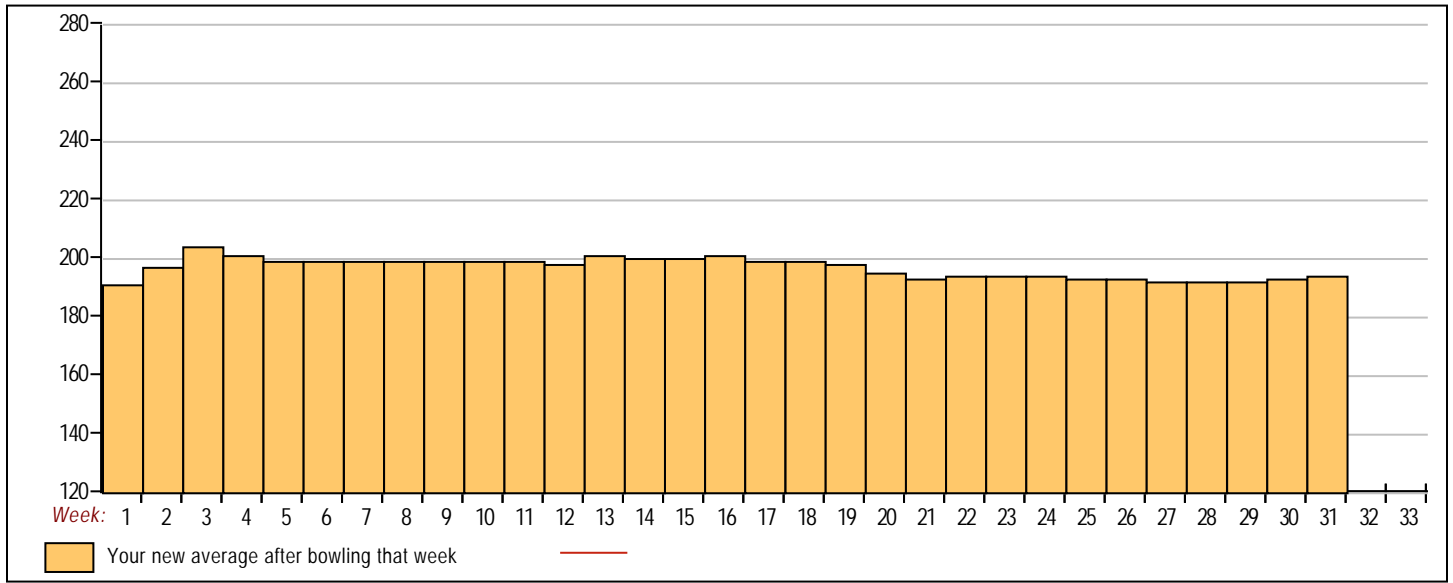
17	01/17/24	203	13	190	174	174	538	577	6569	33	199.06	-	201.03	=	-1.97	259	652	272	691
18	01/24/24	203	13	a203	a203	a203	609	648	6569	33	199.06	-	199.06	=	0.00	259	652	272	691
19	01/31/24	203	13	202	208	179	589	628	7158	36	198.83	-	199.06	=	-0.23	259	652	272	691
20	02/07/24	203	13	169	166	150	485	524	7643	39	195.97	-	198.83	=	-2.86	259	652	272	691
21	02/14/24	203	13	206	162	134	502	541	8145	42	193.93	-	195.97	=	-2.05	259	652	272	691
22	02/21/24	203	13	235	217	170	622	661	8767	45	194.82	-	193.93	=	0.89	259	652	272	691
23	02/28/24	203	13	210	189	192	591	630	9358	48	194.96	-	194.82	=	0.14	259	652	272	691
24	03/06/24	203	0				0	0	9358	48	194.96	-	194.96	=	0.00	259	652	272	691
25	03/13/24	203	13	177	155	198	530	569	9888	51	193.88	-	194.96	=	-1.08	259	652	272	691
26	03/20/24	203	13	183	205	192	580	619	10468	54	193.85	-	193.88	=	-0.03	259	652	272	691
27	03/27/24	203	13	167	150	205	522	561	10990	57	192.81	-	193.85	=	-1.04	259	652	272	691
28	04/03/24	203	0				0	0	10990	57	192.81	-	192.81	=	0.00	259	652	272	691
29	04/10/24	203	13	192	151	203	546	585	11536	60	192.27	-	192.81	=	-0.54	259	652	272	691
30	04/17/24	203	13	213	198	212	623	662	12159	63	193.00	-	192.27	=	0.73	259	652	272	691
31	04/24/24	203	13	191	225	265	681	720	12840	66	194.55	-	193.00	=	1.55	265	681	278	720

<100	100's	125's	150's	175's	200's	225's	250's	275's	300's
		1	15	20	21	7	2		
<400	400's	450's	500's	550's	600's	650's	700's	750's	800's
		1	5	9	4	3			

Avg of Game 1	Avg of Game 2	Avg of Game 3
198.86	194.77	190.00

High game of 265 on week 31 High series of 681 on week 31 High average of 204.11 after bowling week 3
 Low game of 134 on week 21 Low series of 485 on week 20 Low average of 191.67 after bowling week 1

High Scores by Game
 Game #1: 235 on week 22 Game #2: 259 on week 16 Game #3: 265 on week 31



Note: This report includes information through April 24 which is Week 31 of 33

Chris Villanueva's Bowling Record - Team 3: Team 3

Week No.	Bowling Date	Old Avg	Old HDCP	-1-	-2-	-3-	Total	HDCP Total	Pins	Gms	---Average Change---			High Game	High Sers	HDCP Game	HDCP Sers		
														New - Old ---> +/-					
End of 1st split																			
24	03/06/24	bk197	18	169	268	193	630	684	630	3	210.00	-	0.00	=	210.00	268	630	286	684
25	03/13/24	bk197	0				0	0	630	3	210.00	-	210.00	=	0.00	268	630	286	684
26	03/20/24	bk197	0				0	0	630	3	210.00	-	210.00	=	0.00	268	630	286	684
27	03/27/24	bk197	0				0	0	630	3	210.00	-	210.00	=	0.00	268	630	286	684
28	04/03/24	bk197	18	228	246	178	652	706	1282	6	213.67	-	210.00	=	3.67	268	652	286	706
29	04/10/24	bk197	0				0	0	1282	6	213.67	-	213.67	=	0.00	268	652	286	706
30	04/17/24	bk197	0				0	0	1282	6	213.67	-	213.67	=	0.00	268	652	286	706
31	04/24/24	bk197	18				0	0	1282	6	213.67	-	213.67	=	0.00	268	652	286	706



<u><100</u>	<u>100's</u>	<u>125's</u>	<u>150's</u>	<u>175's</u>	<u>200's</u>	<u>225's</u>	<u>250's</u>	<u>275's</u>	<u>300's</u>
			1	2		2	1		
<u><400</u>	<u>400's</u>	<u>450's</u>	<u>500's</u>	<u>550's</u>	<u>600's</u>	<u>650's</u>	<u>700's</u>	<u>750's</u>	<u>800's</u>
					1	1			

<u>Avg of Game 1</u>	<u>Avg of Game 2</u>	<u>Avg of Game 3</u>
198.50	257.00	185.50

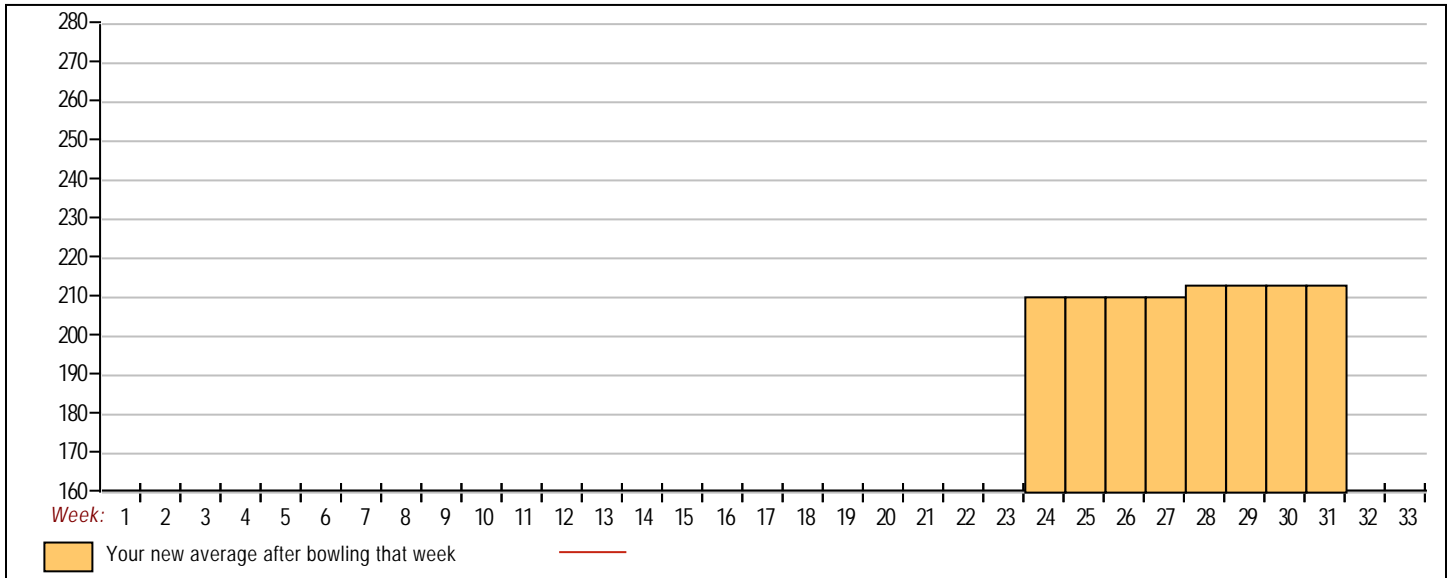
High game of 268 on week 24
 Low game of 169 on week 24

High series of 652 on week 28
 Low series of 630 on week 24

High average of 213.67 after bowling week 28
 Low average of 210.00 after bowling week 24

High Scores by Game

Game #1: 228 on week 28 Game #2: 268 on week 24 Game #3: 193 on week 24



Note: This report includes information through April 24 which is Week 31 of 33

Krystal Chan's Bowling Record - Team 3: Team 3

Week No.	Bowling Date	Old Avg	Old HDCP	-1-	-2-	-3-	Total	HDCP		---Average Change---			High Game	High Sers	HDCP Game	HDCP Sers			
								Total	Pins	Gms	New	Old					---> +/-		
1	09/06/23	bk173	0				0	0	0	0	-	0.00	=	0.00	0	0			
2	09/13/23	bk173	0				0	0	0	0	-	0.00	=	0.00	0	0			
3	09/20/23	bk173	0				0	0	0	0	-	0.00	=	0.00	0	0			
4	09/27/23	bk173	0				0	0	0	0	-	0.00	=	0.00	0	0			
5	10/04/23	bk173	0				0	0	0	0	-	0.00	=	0.00	0	0			
6	10/11/23	bk173	0				0	0	0	0	-	0.00	=	0.00	0	0			
7	10/18/23	bk173	0				0	0	0	0	-	0.00	=	0.00	0	0			
8	10/25/23	bk173	0				0	0	0	0	-	0.00	=	0.00	0	0			
9	11/01/23	bk173	0				0	0	0	0	-	0.00	=	0.00	0	0			
10	11/08/23	bk173	0				0	0	0	0	-	0.00	=	0.00	0	0			
11	11/15/23	bk173	0				0	0	0	0	-	0.00	=	0.00	0	0			
12	11/29/23	bk173	0				0	0	0	0	-	0.00	=	0.00	0	0			
13	12/06/23	bk173	0				0	0	0	0	-	0.00	=	0.00	0	0			
14	12/13/23	bk173	0				0	0	0	0	-	0.00	=	0.00	0	0			
15	12/20/23	bk173	0				0	0	0	0	-	0.00	=	0.00	0	0			
16	01/10/24	bk173	37	180	163	162	505	616	505	3	168.33	-	0.00	=	168.33	180	505	217	616

End of 1st split

17	01/17/24	bk173	0				0	0	505	3	168.33	-	168.33	=	0.00	180	505	217	616
18	01/24/24	bk173	0				0	0	505	3	168.33	-	168.33	=	0.00	180	505	217	616
19	01/31/24	bk173	0				0	0	505	3	168.33	-	168.33	=	0.00	180	505	217	616
20	02/07/24	bk173	0				0	0	505	3	168.33	-	168.33	=	0.00	180	505	217	616
21	02/14/24	bk173	0				0	0	505	3	168.33	-	168.33	=	0.00	180	505	217	616
22	02/21/24	bk173	0				0	0	505	3	168.33	-	168.33	=	0.00	180	505	217	616
23	02/28/24	bk173	0				0	0	505	3	168.33	-	168.33	=	0.00	180	505	217	616
24	03/06/24	bk173	0				0	0	505	3	168.33	-	168.33	=	0.00	180	505	217	616
25	03/13/24	bk173	0				0	0	505	3	168.33	-	168.33	=	0.00	180	505	217	616
26	03/20/24	bk173	0				0	0	505	3	168.33	-	168.33	=	0.00	180	505	217	616
27	03/27/24	bk173	0				0	0	505	3	168.33	-	168.33	=	0.00	180	505	217	616
28	04/03/24	bk173	0				0	0	505	3	168.33	-	168.33	=	0.00	180	505	217	616
29	04/10/24	bk173	0				0	0	505	3	168.33	-	168.33	=	0.00	180	505	217	616
30	04/17/24	bk173	0				0	0	505	3	168.33	-	168.33	=	0.00	180	505	217	616
31	04/24/24	bk173	37				0	0	505	3	168.33	-	168.33	=	0.00	180	505	217	616



<u><100</u>	<u>100's</u>	<u>125's</u>	<u>150's</u>	<u>175's</u>	<u>200's</u>	<u>225's</u>	<u>250's</u>	<u>275's</u>	<u>300's</u>
			2	1					
<u><400</u>	<u>400's</u>	<u>450's</u>	<u>500's</u>	<u>550's</u>	<u>600's</u>	<u>650's</u>	<u>700's</u>	<u>750's</u>	<u>800's</u>
			1						

<u>Avg of Game 1</u>	<u>Avg of Game 2</u>	<u>Avg of Game 3</u>
180.00	163.00	162.00

High game of 180 on week 16 High series of 505 on week 16 High average of 168.33 after bowling week 16
 Low game of 162 on week 16 Low series of 505 on week 16 Low average of 168.33 after bowling week 16

High Scores by Game
 Game #1: 180 on week 16 Game #2: 163 on week 16 Game #3: 162 on week 16

