

Note: This report includes information through April 24 which is Week 31 of 33

Nick Cote's Bowling Record - Team 26: 8 Ballers

Week No.	Bowling Date	Old Avg	Old HDCP	-1-	-2-	-3-	Total	HDCP Total	Pins	Gms	---Average Change---			High Game	High Sers	HDCP Game	HDCP Sers		
											New	Old	---> +/-						
1	09/06/23	0	0				0	0	0	0	-	0.00	=	0.00	0	0			
2	09/13/23	135	68	163	144	99	406	610	406	3	135.33	-	0.00	=	135.33	163	406		
3	09/20/23	135	0				0	0	406	3	135.33	-	135.33	=	0.00	163	406		
4	09/27/23	135	0				0	0	406	3	135.33	-	135.33	=	0.00	163	406		
5	10/04/23	140	64	152	147	137	436	628	842	6	140.33	-	135.33	=	5.00	163	436		
6	10/11/23	140	0				0	0	842	6	140.33	-	140.33	=	0.00	163	436		
7	10/18/23	145	60	135	164	168	467	647	1309	9	145.44	-	140.33	=	5.11	168	467		
8	10/25/23	145	60	121	139	117	377	557	1686	12	140.50	-	145.44	=	-4.94	168	467	199	557
9	11/01/23	140	64	171	149	128	448	640	2134	15	142.27	-	140.50	=	1.77	171	467	235	640
10	11/08/23	142	62	119	171	140	430	616	2564	18	142.44	-	142.27	=	0.18	171	467	235	640
11	11/15/23	142	0				0	0	2564	18	142.44	-	142.44	=	0.00	171	467	235	640
12	11/29/23	142	62	141	148	137	426	612	2990	21	142.38	-	142.44	=	-0.06	171	467	235	640
13	12/06/23	142	62	159	165	137	461	647	3451	24	143.79	-	142.38	=	1.41	171	467	235	647
14	12/13/23	143	0				0	0	3451	24	143.79	-	143.79	=	0.00	171	467	235	647
15	12/20/23	143	0				0	0	3451	24	143.79	-	143.79	=	0.00	171	467	235	647
16	01/10/24	143	61	174	159	168	501	684	3952	27	146.37	-	143.79	=	2.58	174	501	235	684

End of 1st split

17	01/17/24	146	59	116	146	113	375	552	4327	30	144.23	-	146.37	=	-2.14	174	501	235	684
18	01/24/24	144	60	147	127	111	385	565	4712	33	142.79	-	144.23	=	-1.45	174	501	235	684
19	01/31/24	142	62	120	153	161	434	620	5146	36	142.94	-	142.79	=	0.16	174	501	235	684
20	02/07/24	142	62	131	122	123	376	562	5522	39	141.59	-	142.94	=	-1.35	174	501	235	684
21	02/14/24	141	63	85	149	132	366	555	5888	42	140.19	-	141.59	=	-1.40	174	501	235	684
22	02/21/24	140	64	175	205	161	541	733	6429	45	142.87	-	140.19	=	2.68	205	541	269	733
23	02/28/24	142	62	124	163	149	436	622	6865	48	143.02	-	142.87	=	0.15	205	541	269	733
24	03/06/24	143	0				0	0	6865	48	143.02	-	143.02	=	0.00	205	541	269	733
25	03/13/24	143	61	142	110	129	381	564	7246	51	142.08	-	143.02	=	-0.94	205	541	269	733
26	03/20/24	142	62	143	154	129	426	612	7672	54	142.07	-	142.08	=	0.00	205	541	269	733
27	03/27/24	142	62	161	169	169	499	685	8171	57	143.35	-	142.07	=	1.28	205	541	269	733
28	04/03/24	143	61	111	127	167	405	588	8576	60	142.93	-	143.35	=	-0.42	205	541	269	733
29	04/10/24	142	0				0	0	8576	60	142.93	-	142.93	=	0.00	205	541	269	733
30	04/17/24	142	62	91	127	141	359	545	8935	63	141.83	-	142.93	=	-1.11	205	541	269	733
31	04/24/24	141	63	141	132	183	456	645	9391	66	142.29	-	141.83	=	0.46	205	541	269	733

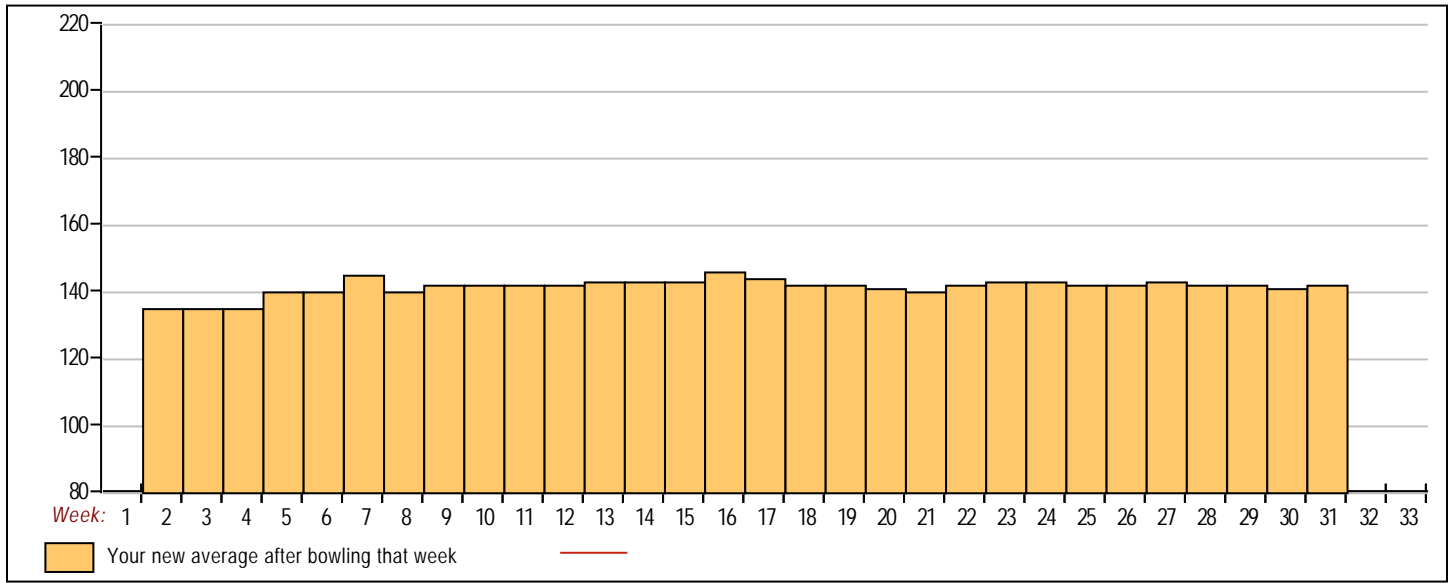


<u><100</u> 3	<u>100's</u> 12	<u>125's</u> 28	<u>150's</u> 20	<u>175's</u> 2	<u>200's</u> 1	<u>225's</u>	<u>250's</u>	<u>275's</u>	<u>300's</u>
<u><400</u> 7	<u>400's</u> 9	<u>450's</u> 4	<u>500's</u> 2	<u>550's</u>	<u>600's</u>	<u>650's</u>	<u>700's</u>	<u>750's</u>	<u>800's</u>

<u>Avg of Game 1</u> 137.36	<u>Avg of Game 2</u> 148.64	<u>Avg of Game 3</u> 140.86
--------------------------------	--------------------------------	--------------------------------

High game of 205 on week 22 High series of 541 on week 22 High average of 146.37 after bowling week 16
 Low game of 85 on week 21 Low series of 359 on week 30 Low average of 135.33 after bowling week 2

High Scores by Game
 Game #1: 175 on week 22 Game #2: 205 on week 22 Game #3: 183 on week 31



Note: This report includes information through April 24 which is Week 31 of 33

Marvin Pepito's Bowling Record - Team 26: 8 Ballers

Table with columns: Week No., Bowling Date, Old Avg, Old HDCP, -1-, -2-, -3-, Total, HDCP Total, Pins, Gms, ---Average Change--- (New - Old ---> +/-), High Game, High Sers, HDCP Game, HDCP Sers. Rows 1-16.

End of 1st split

Table with columns: Week No., Bowling Date, Old Avg, Old HDCP, -1-, -2-, -3-, Total, HDCP Total, Pins, Gms, ---Average Change--- (New - Old ---> +/-), High Game, High Sers, HDCP Game, HDCP Sers. Rows 17-31.

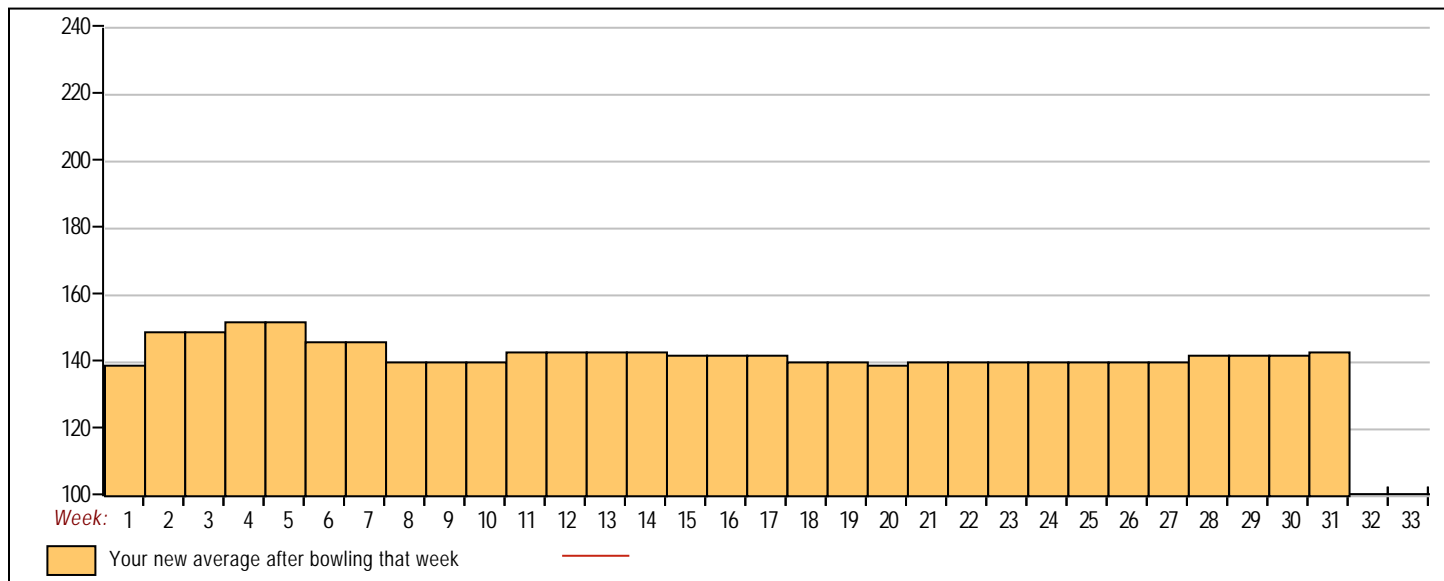


Summary table for score ranges: <100, 100's, 125's, 150's, 175's, 200's, 225's, 250's, 275's, 300's, <400, 400's, 450's, 500's, 550's, 600's, 650's, 700's, 750's, 800's.

Avg of Game 1: 134.07, Avg of Game 2: 139.53, Avg of Game 3: 158.13

High game of 221 on week 31 High series of 504 on week 28 High average of 152.22 after bowling week 4
Low game of 101 on week 8 Low series of 345 on week 8 Low average of 139.33 after bowling week 1

High Scores by Game
Game #1: 176 on week 28 Game #2: 197 on week 4 Game #3: 221 on week 31



Note: This report includes information through April 24 which is Week 31 of 33

Kellen Uyeda's Bowling Record - Team 26: 8 Ballers

Week No.	Bowling Date	Old Avg	Old HDCP	-1-	-2-	-3-	Total	HDCP Total	Pins	Gms	---Average Change---			High Game	High Sers	HDCP Game	HDCP Sers		
											New	Old	---> +/-						
1	09/06/23	bk170	40	148	131	204	483	603	483	3	161.00	-	0.00	=	161.00	204	483	244	603
2	09/13/23	bk170	40	212	182	149	543	663	1026	6	171.00	-	161.00	=	10.00	212	543	252	663
3	09/20/23	bk170	40	164	177	176	517	637	1543	9	171.44	-	171.00	=	0.44	212	543	252	663
4	09/27/23	171	39	191	216	237	644	761	2187	12	182.25	-	171.44	=	10.81	237	644	276	761
5	10/04/23	182	0				0	0	2187	12	182.25	-	182.25	=	0.00	237	644	276	761
6	10/11/23	182	30	146	229	162	537	627	2724	15	181.60	-	182.25	=	-0.65	237	644	276	761
7	10/18/23	181	31	176	211	213	600	693	3324	18	184.67	-	181.60	=	3.07	237	644	276	761
8	10/25/23	184	0				0	0	3324	18	184.67	-	184.67	=	0.00	237	644	276	761
9	11/01/23	184	28	181	184	157	522	606	3846	21	183.14	-	184.67	=	-1.52	237	644	276	761
10	11/08/23	183	0				0	0	3846	21	183.14	-	183.14	=	0.00	237	644	276	761
11	11/15/23	183	29	142	184	176	502	589	4348	24	181.17	-	183.14	=	-1.98	237	644	276	761
12	11/29/23	181	0				0	0	4348	24	181.17	-	181.17	=	0.00	237	644	276	761
13	12/06/23	181	31	205	128	138	471	564	4819	27	178.48	-	181.17	=	-2.69	237	644	276	761
14	12/13/23	178	33	172	221	233	626	725	5445	30	181.50	-	178.48	=	3.02	237	644	276	761
15	12/20/23	181	0				0	0	5445	30	181.50	-	181.50	=	0.00	237	644	276	761
16	01/10/24	181	0				0	0	5445	30	181.50	-	181.50	=	0.00	237	644	276	761

End of 1st split

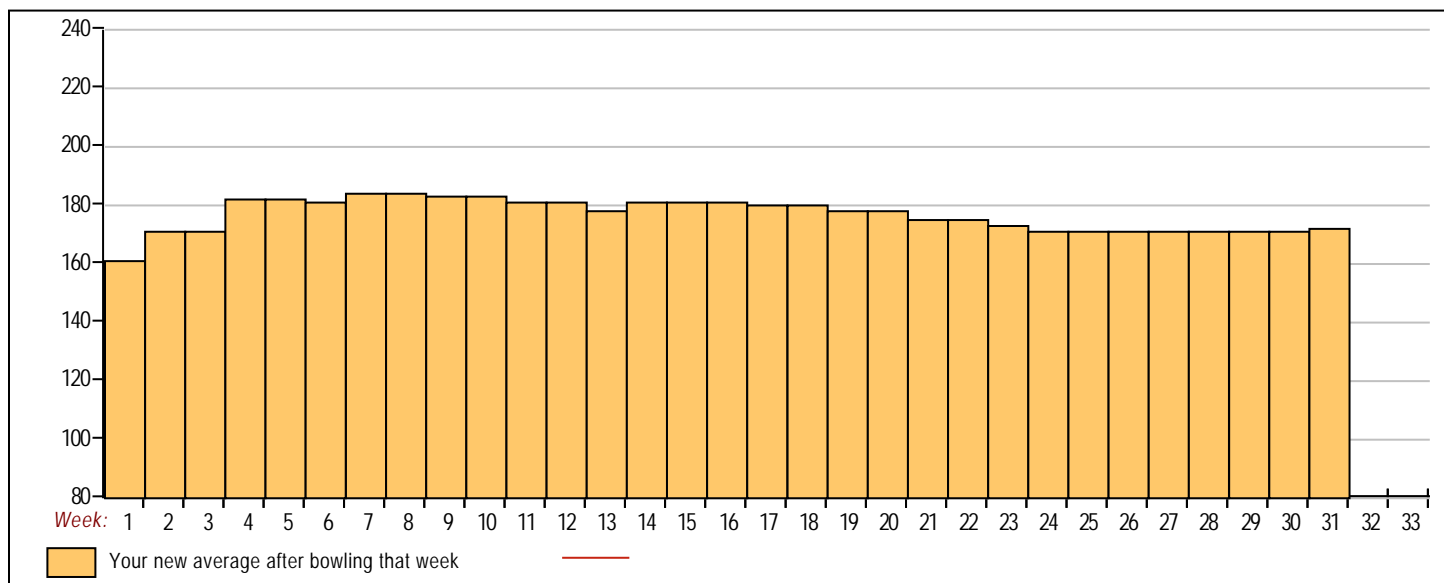
17	01/17/24	181	31	131	214	150	495	588	5940	33	180.00	-	181.50	=	-1.50	237	644	276	761
18	01/24/24	180	0				0	0	5940	33	180.00	-	180.00	=	0.00	237	644	276	761
19	01/31/24	180	32	188	146	147	481	577	6421	36	178.36	-	180.00	=	-1.64	237	644	276	761
20	02/07/24	178	0				0	0	6421	36	178.36	-	178.36	=	0.00	237	644	276	761
21	02/14/24	178	33	135	132	163	430	529	6851	39	175.67	-	178.36	=	-2.69	237	644	276	761
22	02/21/24	175	0				0	0	6851	39	175.67	-	175.67	=	0.00	237	644	276	761
23	02/28/24	175	36	98	188	149	435	543	7286	42	173.48	-	175.67	=	-2.19	237	644	276	761
24	03/06/24	173	37	148	149	138	435	546	7721	45	171.58	-	173.48	=	-1.90	237	644	276	761
25	03/13/24	171	0				0	0	7721	45	171.58	-	171.58	=	0.00	237	644	276	761
26	03/20/24	171	0				0	0	7721	45	171.58	-	171.58	=	0.00	237	644	276	761
27	03/27/24	171	39	141	218	170	529	646	8250	48	171.88	-	171.58	=	0.30	237	644	276	761
28	04/03/24	171	0				0	0	8250	48	171.88	-	171.88	=	0.00	237	644	276	761
29	04/10/24	171	0				0	0	8250	48	171.88	-	171.88	=	0.00	237	644	276	761
30	04/17/24	171	0				0	0	8250	48	171.88	-	171.88	=	0.00	237	644	276	761
31	04/24/24	171	39	210	161	165	536	653	8786	51	172.27	-	171.88	=	0.40	237	644	276	761

<u><100</u>	<u>100's</u>	<u>125's</u>	<u>150's</u>	<u>175's</u>	<u>200's</u>	<u>225's</u>	<u>250's</u>	<u>275's</u>	<u>300's</u>
1		17	9	11	10	3			
<u><400</u>	<u>400's</u>	<u>450's</u>	<u>500's</u>	<u>550's</u>	<u>600's</u>	<u>650's</u>	<u>700's</u>	<u>750's</u>	<u>800's</u>
	3	4	7		3				

<u>Avg of Game 1</u>	<u>Avg of Game 2</u>	<u>Avg of Game 3</u>
164.00	180.65	172.18

High game of 237 on week 4 High series of 644 on week 4 High average of 184.67 after bowling week 7
 Low game of 98 on week 23 Low series of 430 on week 21 Low average of 161.00 after bowling week 1

High Scores by Game
 Game #1: 212 on week 2 Game #2: 229 on week 6 Game #3: 237 on week 4



Note: This report includes information through April 24 which is Week 31 of 33

Gabriel Bendo's Bowling Record - Team 26: 8 Ballers

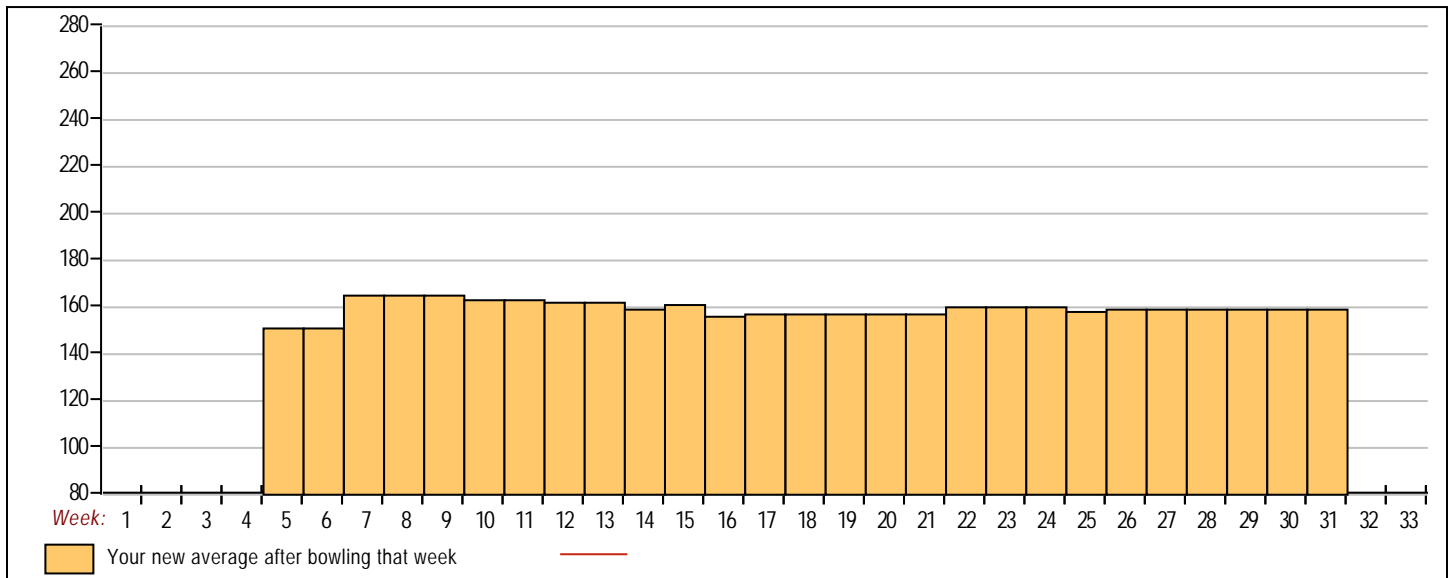
Week No.	Bowling Date	Old Avg	Old HDCP	HDCP			Total	HDCP Total	Pins	Gms	---Average Change---			High Game	High Sers	HDCP Game	HDCP Sers		
				-1-	-2-	-3-					New - Old	---> +/-							
1	09/06/23	bk139	0				0	0	0	0	-	0.00	=	0.00	0	0			
2	09/13/23	bk139	0				0	0	0	0	-	0.00	=	0.00	0	0			
3	09/20/23	bk139	0				0	0	0	0	-	0.00	=	0.00	0	0			
4	09/27/23	bk139	0				0	0	0	0	-	0.00	=	0.00	0	0			
5	10/04/23	bk139	64	141	172	142	455	647	455	3	151.67	-	0.00	=	151.67	172	455	236	647
6	10/11/23	bk139	0				0	0	455	3	151.67	-	151.67	=	0.00	172	455	236	647
7	10/18/23	bk139	64	175	190	171	536	728	991	6	165.17	-	151.67	=	13.50	190	536	254	728
8	10/25/23	bk139	0				0	0	991	6	165.17	-	165.17	=	0.00	190	536	254	728
9	11/01/23	bk139	0				0	0	991	6	165.17	-	165.17	=	0.00	190	536	254	728
10	11/08/23	bk139	64	189	149	146	484	676	1475	9	163.89	-	165.17	=	-1.28	190	536	254	728
11	11/15/23	163	0				0	0	1475	9	163.89	-	163.89	=	0.00	190	536	254	728
12	11/29/23	163	45	184	114	174	472	607	1947	12	162.25	-	163.89	=	-1.64	190	536	254	728
13	12/06/23	162	0				0	0	1947	12	162.25	-	162.25	=	0.00	190	536	254	728
14	12/13/23	162	46	180	115	157	452	590	2399	15	159.93	-	162.25	=	-2.32	190	536	254	728
15	12/20/23	159	48	208	136	155	499	643	2898	18	161.00	-	159.93	=	1.07	208	536	256	728
16	01/10/24	161	47	97	152	140	389	530	3287	21	156.52	-	161.00	=	-4.48	208	536	256	728
End of 1st split																			
17	01/17/24	156	51	167	186	146	499	652	3786	24	157.75	-	156.52	=	1.23	208	536	256	728
18	01/24/24	157	0				0	0	3786	24	157.75	-	157.75	=	0.00	208	536	256	728
19	01/31/24	157	50	136	212	124	472	622	4258	27	157.70	-	157.75	=	-0.05	212	536	262	728
20	02/07/24	157	0				0	0	4258	27	157.70	-	157.70	=	0.00	212	536	262	728
21	02/14/24	157	0				0	0	4258	27	157.70	-	157.70	=	0.00	212	536	262	728
22	02/21/24	157	50	126	277	139	542	692	4800	30	160.00	-	157.70	=	2.30	277	542	327	728
23	02/28/24	160	0				0	0	4800	30	160.00	-	160.00	=	0.00	277	542	327	728
24	03/06/24	160	0				0	0	4800	30	160.00	-	160.00	=	0.00	277	542	327	728
25	03/13/24	160	48	102	163	168	433	577	5233	33	158.58	-	160.00	=	-1.42	277	542	327	728
26	03/20/24	158	49	154	183	182	519	666	5752	36	159.78	-	158.58	=	1.20	277	542	327	728
27	03/27/24	159	48	a159	a159	a159	477	621	5752	36	159.78	-	159.78	=	0.00	277	542	327	728
28	04/03/24	159	0				0	0	5752	36	159.78	-	159.78	=	0.00	277	542	327	728
29	04/10/24	159	0				0	0	5752	36	159.78	-	159.78	=	0.00	277	542	327	728
30	04/17/24	159	48	152	142	191	485	629	6237	39	159.92	-	159.78	=	0.15	277	542	327	728
31	04/24/24	159	48				0	0	6237	39	159.92	-	159.92	=	0.00	277	542	327	728

<100	100's	125's	150's	175's	200's	225's	250's	275's	300's
1	4	11	11	9	2			1	
<400	400's	450's	500's	550's	600's	650's	700's	750's	800's
1	1	8	3						

Avg of Game 1	Avg of Game 2	Avg of Game 3
154.69	168.54	156.54

High game of 277 on week 22 High series of 542 on week 22 High average of 165.17 after bowling week 7
 Low game of 97 on week 16 Low series of 389 on week 16 Low average of 151.67 after bowling week 5

High Scores by Game
 Game #1: 208 on week 15 Game #2: 277 on week 22 Game #3: 191 on week 30



Note: This report includes information through April 24 which is Week 31 of 33

Keanu Tafemalii's Bowling Record - Team 26: 8 Ballers

Week No.	Bowling Date	Old Avg	Old HDCP	-1-	-2-	-3-	Total	HDCP		---Average Change---			High Game	High Sers	HDCP Game	HDCP Sers			
								Total	Pins	Gms	New	Old					---> +/-		
1	09/06/23	0	0				0	0	0	0	-	0.00	=	0.00	0	0			
2	09/13/23	0	0				0	0	0	0	-	0.00	=	0.00	0	0			
3	09/20/23	158	49	158	142	174	474	621	474	3	158.00	-	0.00	=	158.00	174	474		
4	09/27/23	158	0				0	0	474	3	158.00	-	158.00	=	0.00	174	474		
5	10/04/23	152	54	142	145	151	438	600	912	6	152.00	-	158.00	=	-6.00	174	474		
6	10/11/23	152	54	151	170	141	462	624	1374	9	152.67	-	152.00	=	0.67	174	474		
7	10/18/23	152	0				0	0	1374	9	152.67	-	152.67	=	0.00	174	474		
8	10/25/23	152	0				0	0	1374	9	152.67	-	152.67	=	0.00	174	474		
9	11/01/23	152	54	150	135	140	425	587	1799	12	149.92	-	152.67	=	-2.75	174	474	204	587
10	11/08/23	149	56	111	115	134	360	528	2159	15	143.93	-	149.92	=	-5.98	174	474	204	587
11	11/15/23	143	0				0	0	2159	15	143.93	-	143.93	=	0.00	174	474	204	587
12	11/29/23	143	61	118	142	211	471	654	2630	18	146.11	-	143.93	=	2.18	211	474	272	654
13	12/06/23	146	0				0	0	2630	18	146.11	-	146.11	=	0.00	211	474	272	654
14	12/13/23	146	59	168	168	148	484	661	3114	21	148.29	-	146.11	=	2.17	211	484	272	661
15	12/20/23	148	0				0	0	3114	21	148.29	-	148.29	=	0.00	211	484	272	661
16	01/10/24	148	57	178	138	124	440	611	3554	24	148.08	-	148.29	=	-0.20	211	484	272	661

End of 1st split

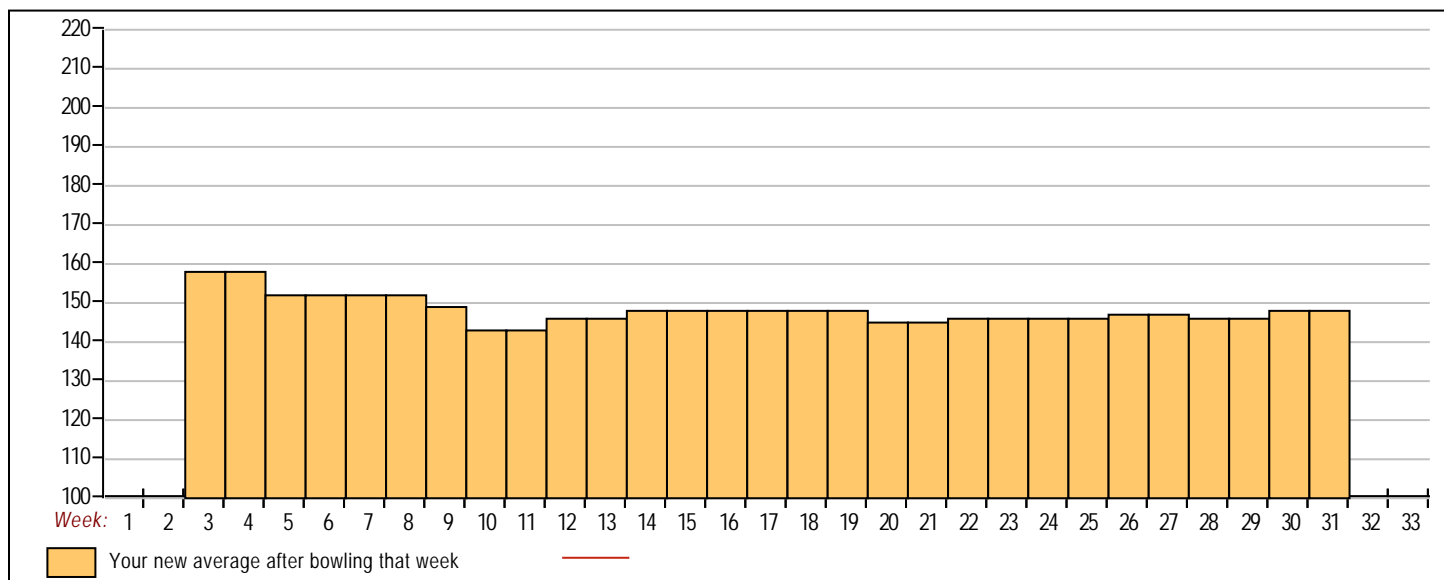
17	01/17/24	148	0				0	0	3554	24	148.08	-	148.08	=	0.00	211	484	272	661
18	01/24/24	148	0				0	0	3554	24	148.08	-	148.08	=	0.00	211	484	272	661
19	01/31/24	148	0				0	0	3554	24	148.08	-	148.08	=	0.00	211	484	272	661
20	02/07/24	148	57	113	131	135	379	550	3933	27	145.67	-	148.08	=	-2.42	211	484	272	661
21	02/14/24	145	0				0	0	3933	27	145.67	-	145.67	=	0.00	211	484	272	661
22	02/21/24	145	60	147	151	177	475	655	4408	30	146.93	-	145.67	=	1.27	211	484	272	661
23	02/28/24	146	59	143	125	163	431	608	4839	33	146.64	-	146.93	=	-0.30	211	484	272	661
24	03/06/24	146	0				0	0	4839	33	146.64	-	146.64	=	0.00	211	484	272	661
25	03/13/24	146	0				0	0	4839	33	146.64	-	146.64	=	0.00	211	484	272	661
26	03/20/24	146	59	201	169	107	477	654	5316	36	147.67	-	146.64	=	1.03	211	484	272	661
27	03/27/24	147	0				0	0	5316	36	147.67	-	147.67	=	0.00	211	484	272	661
28	04/03/24	147	58	158	125	117	400	574	5716	39	146.56	-	147.67	=	-1.10	211	484	272	661
29	04/10/24	146	0				0	0	5716	39	146.56	-	146.56	=	0.00	211	484	272	661
30	04/17/24	146	59	187	169	165	521	698	6237	42	148.50	-	146.56	=	1.94	211	521	272	698
31	04/24/24	148	57				0	0	6237	42	148.50	-	148.50	=	0.00	211	521	272	698

<u><100</u>	<u>100's</u>	<u>125's</u>	<u>150's</u>	<u>175's</u>	<u>200's</u>	<u>225's</u>	<u>250's</u>	<u>275's</u>	<u>300's</u>
	7	16	14	3	2				
<u><400</u>	<u>400's</u>	<u>450's</u>	<u>500's</u>	<u>550's</u>	<u>600's</u>	<u>650's</u>	<u>700's</u>	<u>750's</u>	<u>800's</u>
2	5	6	1						

<u>Avg of Game 1</u>	<u>Avg of Game 2</u>	<u>Avg of Game 3</u>
151.79	144.64	149.07

High game of 211 on week 12 High series of 521 on week 30 High average of 158.00 after bowling week 3
 Low game of 107 on week 26 Low series of 360 on week 10 Low average of 143.93 after bowling week 10

High Scores by Game
 Game #1: 201 on week 26 Game #2: 170 on week 6 Game #3: 211 on week 12



Note: This report includes information through April 24 which is Week 31 of 33

Lee Osaki's Bowling Record - Team 26: 8 Ballers

Week No.	Bowling Date	Old Avg	Old HDCP	-1-	-2-	-3-	Total	HDCP Total	Pins	Gms	---Average Change---			High Game	High Sers	HDCP Game	HDCP Sers		
											New	Old	---> +/-						
1	09/06/23	0	0				0	0	0	0	-	0.00	=	0.00	0	0			
2	09/13/23	0	0				0	0	0	0	-	0.00	=	0.00	0	0			
3	09/20/23	0	0				0	0	0	0	-	0.00	=	0.00	0	0			
4	09/27/23	162	46	150	165	172	487	625	487	3	162.33	-	0.00	=	162.33	172	487		
5	10/04/23	162	0				0	0	487	3	162.33	-	162.33	=	0.00	172	487		
6	10/11/23	162	0				0	0	487	3	162.33	-	162.33	=	0.00	172	487		
7	10/18/23	162	0				0	0	487	3	162.33	-	162.33	=	0.00	172	487		
8	10/25/23	163	45	148	188	156	492	627	979	6	163.17	-	162.33	=	0.83	188	492		
9	11/01/23	163	0				0	0	979	6	163.17	-	163.17	=	0.00	188	492		
10	11/08/23	163	0				0	0	979	6	163.17	-	163.17	=	0.00	188	492		
11	11/15/23	163	45	a163	a163	a163	489	624	979	6	163.17	-	163.17	=	0.00	188	492		
12	11/29/23	163	0				0	0	979	6	163.17	-	163.17	=	0.00	188	492		
13	12/06/23	163	0				0	0	979	6	163.17	-	163.17	=	0.00	188	492		
14	12/13/23	163	0				0	0	979	6	163.17	-	163.17	=	0.00	188	492		
15	12/20/23	156	51	131	151	145	427	580	1406	9	156.22	-	163.17	=	-6.94	188	492		
16	01/10/24	156	0				0	0	1406	9	156.22	-	156.22	=	0.00	188	492		

End of 1st split

17	01/17/24	156	0				0	0	1406	9	156.22	-	156.22	=	0.00	188	492		
18	01/24/24	156	51	221	142	140	503	656	1909	12	159.08	-	156.22	=	2.86	221	503	272	656
19	01/31/24	159	0				0	0	1909	12	159.08	-	159.08	=	0.00	221	503	272	656
20	02/07/24	159	0				0	0	1909	12	159.08	-	159.08	=	0.00	221	503	272	656
21	02/14/24	159	0				0	0	1909	12	159.08	-	159.08	=	0.00	221	503	272	656
22	02/21/24	159	0				0	0	1909	12	159.08	-	159.08	=	0.00	221	503	272	656
23	02/28/24	159	0				0	0	1909	12	159.08	-	159.08	=	0.00	221	503	272	656
24	03/06/24	159	48	129	154	135	418	562	2327	15	155.13	-	159.08	=	-3.95	221	503	272	656
25	03/13/24	155	0				0	0	2327	15	155.13	-	155.13	=	0.00	221	503	272	656
26	03/20/24	155	0				0	0	2327	15	155.13	-	155.13	=	0.00	221	503	272	656
27	03/27/24	155	0				0	0	2327	15	155.13	-	155.13	=	0.00	221	503	272	656
28	04/03/24	155	0				0	0	2327	15	155.13	-	155.13	=	0.00	221	503	272	656
29	04/10/24	155	0				0	0	2327	15	155.13	-	155.13	=	0.00	221	503	272	656
30	04/17/24	155	0				0	0	2327	15	155.13	-	155.13	=	0.00	221	503	272	656
31	04/24/24	155	52				0	0	2327	15	155.13	-	155.13	=	0.00	221	503	272	656

<100	100's	125's	150's	175's	200's	225's	250's	275's	300's
		7	6	1	1				
<400	400's	450's	500's	550's	600's	650's	700's	750's	800's
	2	2	1						

Avg of Game 1	Avg of Game 2	Avg of Game 3
155.80	160.00	149.60

High game of 221 on week 18 High series of 503 on week 18 High average of 163.17 after bowling week 8
 Low game of 129 on week 24 Low series of 418 on week 24 Low average of 155.13 after bowling week 24

High Scores by Game
 Game #1: 221 on week 18 Game #2: 188 on week 8 Game #3: 172 on week 4

