

Note: This report includes information through April 24 which is Week 31 of 33

Clifford Yu's Bowling Record - Team 24: Team 24

Week No.	Bowling Date	Old Avg	Old HDCP	-			Total	HDCP Total	Pins	Gms	---Average Change---			High Game	High Sers	HDCP Game	HDCP Sers		
				-1-	-2-	-3-					New	Old	---> +/-						
1	09/06/23	bk159	48	153	164	130	447	591	447	3	149.00	-	0.00	=	149.00	164	447	212	591
2	09/13/23	bk159	48	158	144	201	503	647	950	6	158.33	-	149.00	=	9.33	201	503	249	647
3	09/20/23	bk159	48	237	148	146	531	675	1481	9	164.56	-	158.33	=	6.22	237	531	285	675
4	09/27/23	164	44	171	186	164	521	653	2002	12	166.83	-	164.56	=	2.28	237	531	285	675
5	10/04/23	166	43	162	204	132	498	627	2500	15	166.67	-	166.83	=	-0.17	237	531	285	675
6	10/11/23	166	43	171	156	196	523	652	3023	18	167.94	-	166.67	=	1.28	237	531	285	675
7	10/18/23	167	0				0	0	3023	18	167.94	-	167.94	=	0.00	237	531	285	675
8	10/25/23	167	0				0	0	3023	18	167.94	-	167.94	=	0.00	237	531	285	675
---- Week 9 was bowled after week 10 ----																			
9	11/01/23	166	43	165	167	151	483	612	3506	21	167.94	-	0.00	=	167.94	237	531	285	675
Scores were bowled after week 10 for weeks: 9																			
10	11/08/23	167	42	150	154	175	479	605	3985	24	166.04	-	167.94	=	-1.90	237	531	285	675
11	11/15/23	166	43	140	176	173	489	618	4474	27	165.70	-	166.04	=	-0.34	237	531	285	675
12	11/29/23	165	44	174	142	211	527	659	5001	30	166.70	-	165.70	=	1.00	237	531	285	675
13	12/06/23	166	43	136	178	219	533	662	5534	33	167.70	-	166.70	=	1.00	237	533	285	675
14	12/13/23	167	42	159	167	141	467	593	6001	36	166.69	-	167.70	=	-1.00	237	533	285	675
15	12/20/23	166	43	139	138	162	439	568	6440	39	165.13	-	166.69	=	-1.57	237	533	285	675
16	01/10/24	165	44	171	158	171	500	632	6940	42	165.24	-	165.13	=	0.11	237	533	285	675

End of 1st split

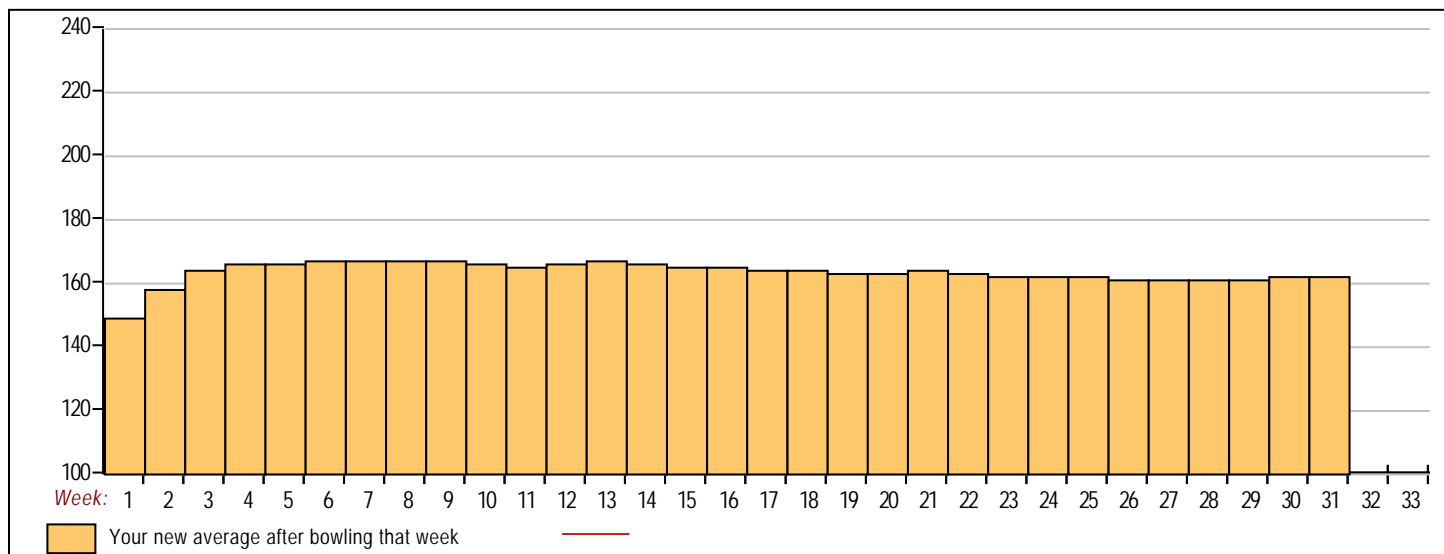
17	01/17/24	165	44	179	147	158	484	616	7424	45	164.98	-	165.24	=	-0.26	237	533	285	675
18	01/24/24	164	44	154	172	136	462	594	7886	48	164.29	-	164.98	=	-0.69	237	533	285	675
19	01/31/24	164	44	178	168	128	474	606	8360	51	163.92	-	164.29	=	-0.37	237	533	285	675
---- Week 20 was bowled after week 22 ----																			
20	02/07/24	164	44	146	152	137	435	567	8795	54	163.92	-	0.00	=	163.92	237	533	285	675
21	02/14/24	163	45	189	166	193	548	683	9343	57	164.96	-	163.92	=	1.04	237	548	285	683
Scores were bowled after week 22 for weeks: 20																			
22	02/21/24	164	44	184	160	148	492	624	9835	60	163.92	-	164.96	=	-1.05	237	548	285	683
23	02/28/24	163	45	180	102	148	430	565	10265	63	162.94	-	163.92	=	-0.98	237	548	285	683
---- Week 24 was bowled after week 28 ----																			
24	03/06/24	161	47	187	171	141	499	640	10764	66	162.94	-	0.00	=	162.94	237	548	285	683
25	03/13/24	162	46	125	159	149	433	571	11197	69	162.09	-	162.94	=	-0.85	237	548	285	683
26	03/20/24	162	46	131	161	161	453	591	11650	72	161.61	-	162.09	=	-0.48	237	548	285	683
---- Week 27 was bowled after week 30 ----																			
27	03/27/24	161	47	172	177	173	522	663	12172	75	161.61	-	0.00	=	161.61	237	548	285	683
Scores were bowled after week 28 for weeks: 24																			
28	04/03/24	161	47	141	123	187	451	592	12623	78	161.35	-	161.61	=	-0.26	237	548	285	683
29	04/10/24	161	47	161	107	212	480	621	13103	81	161.29	-	161.35	=	-0.05	237	548	285	683
Scores were bowled after week 30 for weeks: 27																			
30	04/17/24	161	47	145	175	209	529	670	13632	84	162.29	-	161.29	=	0.99	237	548	285	683
31	04/24/24	162	46	194	128	160	482	620	14114	87	162.23	-	162.29	=	-0.06	237	548	285	683

<100	100's	125's	150's	175's	200's	225's	250's	275's	300's
	3	25	36	16	6	1			
<400	400's	450's	500's	550's	600's	650's	700's	750's	800's
	5	14	10						

Avg of Game 1	Avg of Game 2	Avg of Game 3
163.86	156.90	165.93

High game of 237 on week 3 High series of 548 on week 21 High average of 167.94 after bowling week 6
 Low game of 102 on week 23 Low series of 430 on week 23 Low average of 149.00 after bowling week 1

High Scores by Game
 Game #1: 237 on week 3 Game #2: 204 on week 5 Game #3: 219 on week 13



Note: This report includes information through April 24 which is Week 31 of 33

Michael Huynh's Bowling Record - Team 24: Team 24

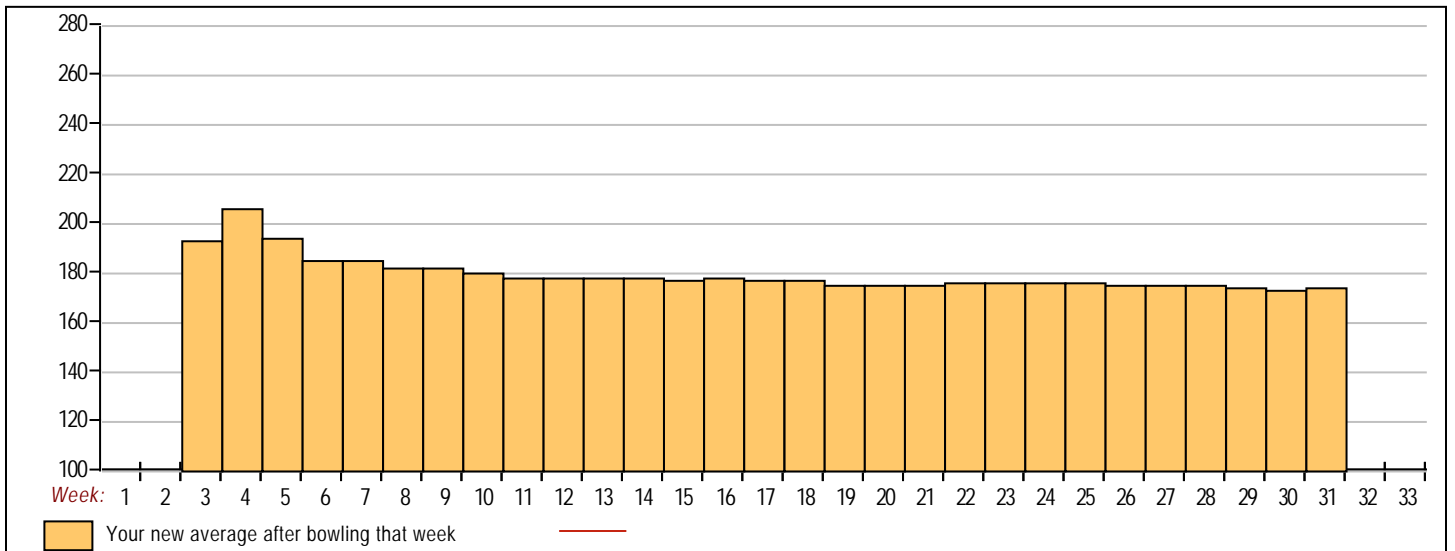
Week No.	Bowling Date	Old Avg	Old HDCP	-1-	-2-	-3-	Total	HDCP Total	Pins	Gms	---Average Change---			High Game	High Sers	HDCP Game	HDCP Sers		
											New	Old	---> +/-						
1	09/06/23	bk178	0				0	0	0	0	-	0.00	=	0.00	0	0			
2	09/13/23	bk178	0				0	0	0	0	-	0.00	=	0.00	0	0			
3	09/20/23	bk178	33	187	218	174	579	678	579	3	193.00	-	0.00	=	193.00	218	579	251	678
4	09/27/23	bk178	33	266	183	212	661	760	1240	6	206.67	-	193.00	=	13.67	266	661	299	760
5	10/04/23	bk178	33	140	199	167	506	605	1746	9	194.00	-	206.67	=	-12.67	266	661	299	760
6	10/11/23	194	20	193	142	147	482	542	2228	12	185.67	-	194.00	=	-8.33	266	661	299	760
7	10/18/23	185	28	216	178	160	554	638	2782	15	185.47	-	185.67	=	-0.20	266	661	299	760
8	10/25/23	185	28	188	152	157	497	581	3279	18	182.17	-	185.47	=	-3.30	266	661	299	760
---- Week 9 was bowled after week 10 ----																			
9	11/01/23	180	32	165	203	178	546	642	3825	21	182.17	-	0.00	=	182.17	266	661	299	760
Scores were bowled after week 10 for weeks: 9																			
10	11/08/23	182	30	156	164	195	515	605	4340	24	180.83	-	182.17	=	-1.33	266	661	299	760
11	11/15/23	180	32	148	193	145	486	582	4826	27	178.74	-	180.83	=	-2.09	266	661	299	760
12	11/29/23	178	33	a178	a178	a178	534	633	4826	27	178.74	-	178.74	=	0.00	266	661	299	760
13	12/06/23	178	0				0	0	4826	27	178.74	-	178.74	=	0.00	266	661	299	760
14	12/13/23	178	0				0	0	4826	27	178.74	-	178.74	=	0.00	266	661	299	760
15	12/20/23	178	33	149	170	186	505	604	5331	30	177.70	-	178.74	=	-1.04	266	661	299	760
16	01/10/24	177	34	167	196	194	557	659	5888	33	178.42	-	177.70	=	0.72	266	661	299	760
End of 1st split																			
17	01/17/24	178	33	145	184	180	509	608	6397	36	177.69	-	178.42	=	-0.73	266	661	299	760
18	01/24/24	177	34	165	157	187	509	611	6906	39	177.08	-	177.69	=	-0.62	266	661	299	760
19	01/31/24	177	34	156	141	157	454	556	7360	42	175.24	-	177.08	=	-1.84	266	661	299	760
---- Week 20 was bowled after week 22 ----																			
20	02/07/24	175	36	178	166	194	538	646	7898	45	175.24	-	0.00	=	175.24	266	661	299	760
21	02/14/24	175	36	191	185	150	526	634	8424	48	175.24	-	175.24	=	0.01	266	661	299	760
Scores were bowled after week 22 for weeks: 20																			
22	02/21/24	175	36	205	198	153	556	664	8980	51	176.08	-	175.24	=	0.83	266	661	299	760
23	02/28/24	176	35	173	150	220	543	648	9523	54	176.35	-	176.08	=	0.27	266	661	299	760
---- Week 24 was bowled after week 28 ----																			
24	03/06/24	175	36	a175	a175	a175	420	528	9523	54	176.35	-	0.00	=	176.35	266	661	299	760
25	03/13/24	176	35	139	159	221	519	624	10042	57	176.18	-	176.35	=	-0.18	266	661	299	760
26	03/20/24	176	35	139	117	211	467	572	10509	60	175.15	-	176.18	=	-1.03	266	661	299	760
---- Week 27 was bowled after week 30 ----																			
27	03/27/24	173	37	221	143	183	547	658	11056	63	175.15	-	0.00	=	175.15	266	661	299	760
Scores were bowled after week 28 for weeks: 24																			
28	04/03/24	175	36	162	178	182	522	630	11578	66	175.10	-	175.15	=	-0.05	266	661	299	760
29	04/10/24	175	36	147	146	161	454	562	12032	69	174.02	-	175.10	=	-1.08	266	661	299	760
Scores were bowled after week 30 for weeks: 27																			
30	04/17/24	174	36	164	156	142	462	570	12494	72	173.53	-	174.02	=	-0.49	266	661	299	760
31	04/24/24	173	37	163	233	192	588	699	13082	75	174.43	-	173.53	=	0.90	266	661	299	760

<100	100's	125's	150's	175's	200's	225's	250's	275's	300's
	1	14	25	24	9	1	1		
<400	400's	450's	500's	550's	600's	650's	700's	750's	800's
		7	12	5		1			

Avg of Game 1 **Avg of Game 2** **Avg of Game 3**
 172.92 172.44 177.92

High game of 266 on week 4 High series of 661 on week 4 High average of 206.67 after bowling week 4
 Low game of 117 on week 26 Low series of 454 on week 19 Low average of 173.53 after bowling week 30

High Scores by Game
 Game #1: 266 on week 4 Game #2: 233 on week 31 Game #3: 221 on week 25



Note: This report includes information through April 24 which is Week 31 of 33

Benny Cheung's Bowling Record - Team 24: Team 24

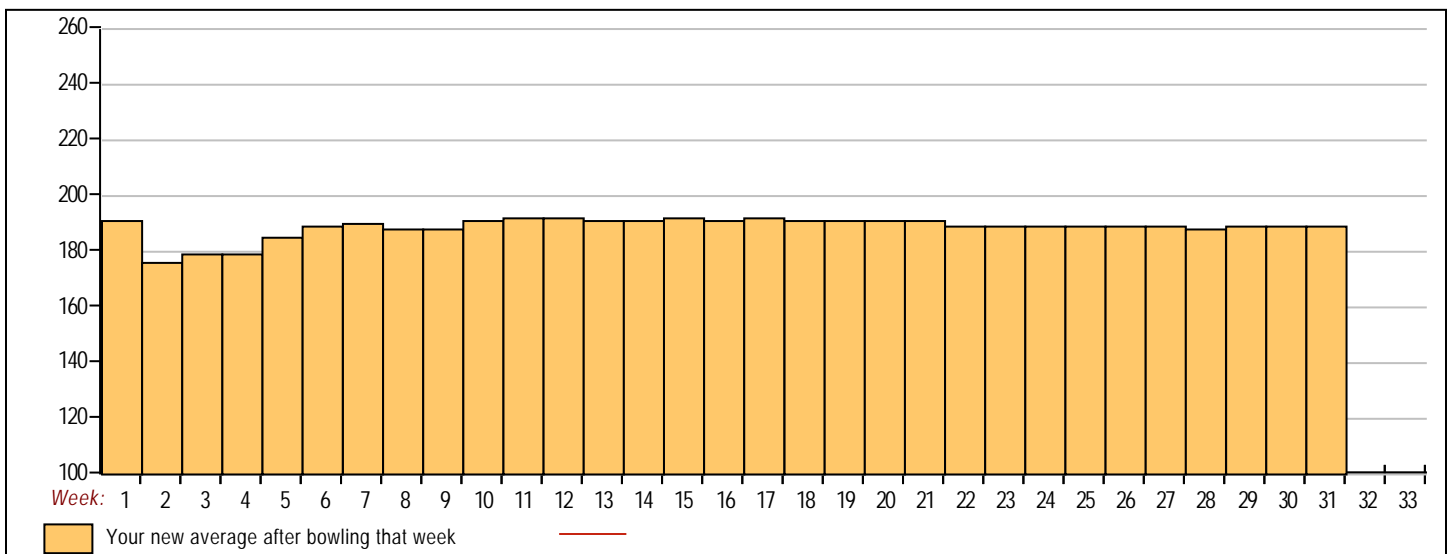
Week No.	Bowling Date	Old Avg	Old HDCP	HDCP			Total	HDCP Total	Pins	Gms	---Average Change---			High Game	High Sers	HDCP Game	HDCP Sers		
				-1-	-2-	-3-					New	Old	---> +/-						
1	09/06/23	bk188	25	179	194	202	575	650	575	3	191.67	-	0.00	=	191.67	202	575	227	650
2	09/13/23	bk188	25	189	158	137	484	559	1059	6	176.50	-	191.67	=	-15.17	202	575	227	650
3	09/20/23	bk188	25	213	190	154	557	632	1616	9	179.56	-	176.50	=	3.06	213	575	238	650
4	09/27/23	179	32	200	181	153	534	630	2150	12	179.17	-	179.56	=	-0.39	213	575	238	650
5	10/04/23	179	32	167	235	224	626	722	2776	15	185.07	-	179.17	=	5.90	235	626	267	722
6	10/11/23	185	28	239	199	201	639	723	3415	18	189.72	-	185.07	=	4.66	239	639	267	723
7	10/18/23	189	24	235	134	213	582	654	3997	21	190.33	-	189.72	=	0.61	239	639	267	723
8	10/25/23	190	24	156	186	194	536	608	4533	24	188.88	-	190.33	=	-1.46	239	639	267	723
---- Week 9 was bowled after week 10 ----																			
9	11/01/23	189	24	245	181	202	628	700	5161	27	188.88	-	0.00	=	188.88	245	639	270	723
Scores were bowled after week 10 for weeks: 9																			
10	11/08/23	188	25	234	178	173	585	660	5746	30	191.53	-	188.88	=	2.66	245	639	269	723
11	11/15/23	191	23	215	205	191	611	680	6357	33	192.64	-	191.53	=	1.10	245	639	269	723
12	11/29/23	192	22	216	178	183	577	643	6934	36	192.61	-	192.64	=	-0.03	245	639	269	723
13	12/06/23	192	22	153	173	194	520	586	7454	39	191.13	-	192.61	=	-1.48	245	639	269	723
14	12/13/23	191	23	197	158	223	578	647	8032	42	191.24	-	191.13	=	0.11	245	639	269	723
15	12/20/23	191	23	209	223	204	636	705	8668	45	192.62	-	191.24	=	1.38	245	639	269	723
16	01/10/24	192	22	139	225	165	529	595	9197	48	191.60	-	192.62	=	-1.02	245	639	269	723
End of 1st split																			
17	01/17/24	191	23	237	176	195	608	677	9805	51	192.25	-	191.60	=	0.65	245	639	269	723
18	01/24/24	192	22	221	184	131	536	602	10341	54	191.50	-	192.25	=	-0.75	245	639	269	723
19	01/31/24	191	23	177	169	233	579	648	10920	57	191.58	-	191.50	=	0.08	245	639	269	723
---- Week 20 was bowled after week 22 ----																			
20	02/07/24	191	23	191	155	101	447	516	11367	60	191.58	-	0.00	=	191.58	245	639	269	723
21	02/14/24	191	23	a191	a191	a191	573	642	11367	60	191.58	-	191.58	=	0.00	245	639	269	723
Scores were bowled after week 22 for weeks: 20																			
22	02/21/24	191	23	167	212	214	593	662	11960	63	189.84	-	191.58	=	-1.74	245	639	269	723
23	02/28/24	189	24	171	167	179	517	589	12477	66	189.05	-	189.84	=	-0.80	245	639	269	723
---- Week 24 was bowled after week 28 ----																			
24	03/06/24	188	25	155	217	196	568	643	13045	69	189.05	-	0.00	=	189.05	245	639	269	723
25	03/13/24	189	0				0	0	13045	69	189.05	-	189.05	=	0.00	245	639	269	723
26	03/20/24	189	24	199	156	214	569	641	13614	72	189.07	-	189.05	=	0.03	245	639	269	723
---- Week 27 was bowled after week 30 ----																			
27	03/27/24	189	24	171	166	243	580	652	14194	75	189.07	-	0.00	=	189.07	245	639	269	723
Scores were bowled after week 28 for weeks: 24																			
28	04/03/24	189	24	159	175	172	506	578	14700	78	188.27	-	189.07	=	-0.81	245	639	269	723
29	04/10/24	188	25	177	246	224	647	722	15347	81	189.32	-	188.27	=	1.05	246	647	271	723
Scores were bowled after week 30 for weeks: 27																			
30	04/17/24	189	24	196	177	181	554	626	15901	84	189.30	-	189.32	=	-0.02	246	647	271	723
31	04/24/24	189	24	184	218	194	596	668	16497	87	189.62	-	189.30	=	0.32	246	647	271	723

<100	100's	125's	150's	175's	200's	225's	250's	275's	300's
	1	4	21	30	21	10			
<400	400's	450's	500's	550's	600's	650's	700's	750's	800's
	1	1	7	13	7				

Avg of Game 1 **Avg of Game 2** **Avg of Game 3**
 192.79 186.76 189.31

High game of 246 on week 29 High series of 647 on week 29 High average of 192.64 after bowling week 11
 Low game of 101 on week 20 Low series of 447 on week 20 Low average of 176.50 after bowling week 2

High Scores by Game
 Game #1: 245 on week 9 Game #2: 246 on week 29 Game #3: 243 on week 27



Note: This report includes information through April 24 which is Week 31 of 33

Jimmy Au's Bowling Record - Team 24: Team 24

Table with columns: Week No., Bowling Date, Old Avg, Old HDCP, -1-, -2-, -3-, Total, HDCP Total, Pins, Gms, ---Average Change--- (New - Old ---> +/-), High Game, High Sers, HDCP Game, HDCP Sers. Rows 1-16.

End of 1st split

Table with columns: Week No., Bowling Date, Old Avg, Old HDCP, -1-, -2-, -3-, Total, HDCP Total, Pins, Gms, ---Average Change--- (New - Old ---> +/-), High Game, High Sers, HDCP Game, HDCP Sers. Rows 17-31.

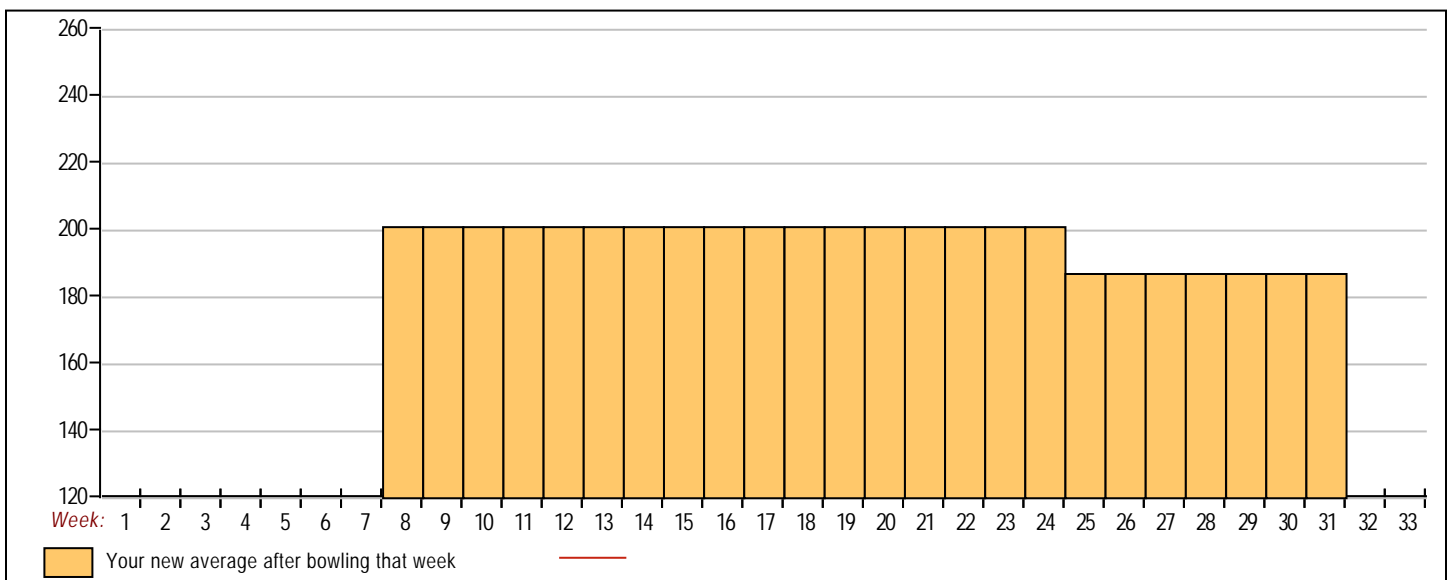


Summary table with columns: <100, 100's, 125's, 150's, 175's, 200's, 225's, 250's, 275's, 300's, <400, 400's, 450's, 500's, 550's, 600's, 650's, 700's, 750's, 800's. Values: 2, 1, 1, 2, 1, 1.

Summary table with columns: Avg of Game 1, Avg of Game 2, Avg of Game 3. Values: 177.50, 173.50, 210.00.

High game of 245 on week 25 High series of 604 on week 8 High average of 201.33 after bowling week 8
Low game of 127 on week 25 Low series of 518 on week 25 Low average of 187.00 after bowling week 25

High Scores by Game
Game #1: 228 on week 8 Game #2: 201 on week 8 Game #3: 245 on week 25



Note: This report includes information through April 24 which is Week 31 of 33

Jake Montinola's Bowling Record - Team 24: Team 24

Week No.	Bowling Date	Old Avg	Old HDCP	-1-	-2-	-3-	Total	HDCP Total	Pins	Gms	---Average Change---			High Game	High Sers	HDCP Game	HDCP Sers		
											New	Old	---> +/-						
1	09/06/23	bk212	6	155	230	216	601	619	601	3	200.33	-	0.00	=	200.33	230	601	236	619
2	09/13/23	bk212	6	191	257	172	620	638	1221	6	203.50	-	200.33	=	3.17	257	620	263	638
3	09/20/23	bk212	0				0	0	1221	6	203.50	-	203.50	=	0.00	257	620	263	638
4	09/27/23	bk212	0				0	0	1221	6	203.50	-	203.50	=	0.00	257	620	263	638
5	10/04/23	bk212	0				0	0	1221	6	203.50	-	203.50	=	0.00	257	620	263	638
6	10/11/23	bk212	0				0	0	1221	6	203.50	-	203.50	=	0.00	257	620	263	638
7	10/18/23	bk212	0				0	0	1221	6	203.50	-	203.50	=	0.00	257	620	263	638
8	10/25/23	bk212	0				0	0	1221	6	203.50	-	203.50	=	0.00	257	620	263	638
9	11/01/23	bk212	0				0	0	1221	6	203.50	-	203.50	=	0.00	257	620	263	638
10	11/08/23	bk212	0				0	0	1221	6	203.50	-	203.50	=	0.00	257	620	263	638
11	11/15/23	bk212	0				0	0	1221	6	203.50	-	203.50	=	0.00	257	620	263	638
12	11/29/23	bk212	0				0	0	1221	6	203.50	-	203.50	=	0.00	257	620	263	638
13	12/06/23	bk212	0				0	0	1221	6	203.50	-	203.50	=	0.00	257	620	263	638
14	12/13/23	bk212	0				0	0	1221	6	203.50	-	203.50	=	0.00	257	620	263	638
15	12/20/23	bk212	0				0	0	1221	6	203.50	-	203.50	=	0.00	257	620	263	638
16	01/10/24	bk212	0				0	0	1221	6	203.50	-	203.50	=	0.00	257	620	263	638

End of 1st split

17	01/17/24	bk212	0				0	0	1221	6	203.50	-	203.50	=	0.00	257	620	263	638
18	01/24/24	bk212	0				0	0	1221	6	203.50	-	203.50	=	0.00	257	620	263	638
19	01/31/24	bk212	0				0	0	1221	6	203.50	-	203.50	=	0.00	257	620	263	638
20	02/07/24	bk212	0				0	0	1221	6	203.50	-	203.50	=	0.00	257	620	263	638
21	02/14/24	bk212	0				0	0	1221	6	203.50	-	203.50	=	0.00	257	620	263	638
22	02/21/24	bk212	0				0	0	1221	6	203.50	-	203.50	=	0.00	257	620	263	638
23	02/28/24	bk212	0				0	0	1221	6	203.50	-	203.50	=	0.00	257	620	263	638
24	03/06/24	bk212	0				0	0	1221	6	203.50	-	203.50	=	0.00	257	620	263	638
25	03/13/24	bk212	0				0	0	1221	6	203.50	-	203.50	=	0.00	257	620	263	638
26	03/20/24	bk212	0				0	0	1221	6	203.50	-	203.50	=	0.00	257	620	263	638
27	03/27/24	bk212	0				0	0	1221	6	203.50	-	203.50	=	0.00	257	620	263	638
28	04/03/24	bk212	0				0	0	1221	6	203.50	-	203.50	=	0.00	257	620	263	638
29	04/10/24	bk212	0				0	0	1221	6	203.50	-	203.50	=	0.00	257	620	263	638
30	04/17/24	bk212	0				0	0	1221	6	203.50	-	203.50	=	0.00	257	620	263	638
31	04/24/24	bk212	6				0	0	1221	6	203.50	-	203.50	=	0.00	257	620	263	638

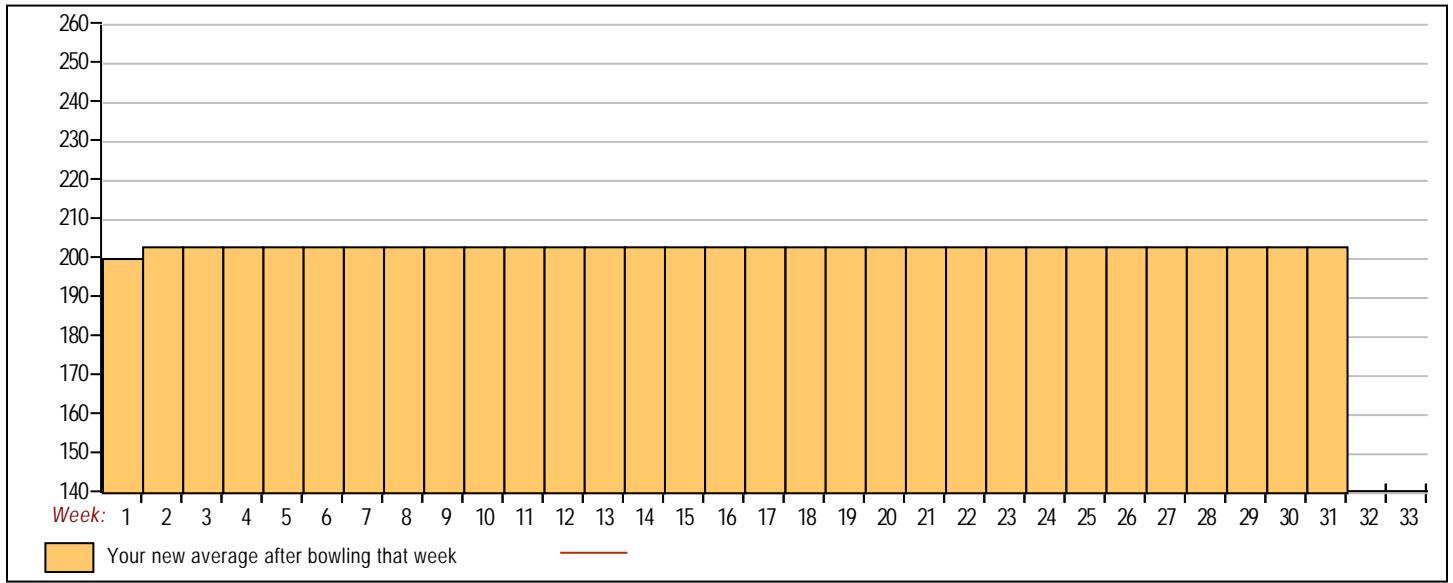


<100	100's	125's	150's	175's	200's	225's	250's	275's	300's
			2	1	1	1	1		
<400	400's	450's	500's	550's	600's	650's	700's	750's	800's
					2				

<u>Avg of Game 1</u>	<u>Avg of Game 2</u>	<u>Avg of Game 3</u>
173.00	243.50	194.00

High game of 257 on week 2 High series of 620 on week 2 High average of 203.50 after bowling week 2
 Low game of 155 on week 1 Low series of 601 on week 1 Low average of 200.33 after bowling week 1

High Scores by Game
 Game #1: 191 on week 2 Game #2: 257 on week 2 Game #3: 216 on week 1



Note: This report includes information through April 24 which is Week 31 of 33

Valery Truong's Bowling Record - Team 24: Team 24

Week No.	Bowling Date	Old Avg	Old HDCP	-1-	-2-	-3-	Total	HDCP Total	Pins	Gms	---Average Change---			High Game	High Sers	HDCP Game	HDCP Sers		
											New - Old	--->	+/-						
1	09/06/23	bk158	0				0	0	0	0	-	0.00	=	0.00	0	0			
2	09/13/23	bk158	0				0	0	0	0	-	0.00	=	0.00	0	0			
3	09/20/23	bk158	0				0	0	0	0	-	0.00	=	0.00	0	0			
4	09/27/23	bk158	0				0	0	0	0	-	0.00	=	0.00	0	0			
5	10/04/23	bk158	0				0	0	0	0	-	0.00	=	0.00	0	0			
6	10/11/23	bk158	0				0	0	0	0	-	0.00	=	0.00	0	0			
7	10/18/23	bk158	49	171	167	166	504	651	504	3	168.00	-	0.00	=	168.00	171	504	220	651
8	10/25/23	bk158	0				0	0	504	3	168.00	-	168.00	=	0.00	171	504	220	651
9	11/01/23	bk158	0				0	0	504	3	168.00	-	168.00	=	0.00	171	504	220	651
10	11/08/23	bk158	0				0	0	504	3	168.00	-	168.00	=	0.00	171	504	220	651
11	11/15/23	bk158	0				0	0	504	3	168.00	-	168.00	=	0.00	171	504	220	651
12	11/29/23	bk158	0				0	0	504	3	168.00	-	168.00	=	0.00	171	504	220	651
13	12/06/23	bk158	49	173	177	183	533	680	1037	6	172.83	-	168.00	=	4.83	183	533	232	680
14	12/13/23	bk158	0				0	0	1037	6	172.83	-	172.83	=	0.00	183	533	232	680
15	12/20/23	bk158	0				0	0	1037	6	172.83	-	172.83	=	0.00	183	533	232	680
16	01/10/24	bk158	0				0	0	1037	6	172.83	-	172.83	=	0.00	183	533	232	680

End of 1st split

17	01/17/24	bk158	0				0	0	1037	6	172.83	-	172.83	=	0.00	183	533	232	680
18	01/24/24	bk158	49	155	152	151	458	605	1495	9	166.11	-	172.83	=	-6.72	183	533	232	680
19	01/31/24	166	0				0	0	1495	9	166.11	-	166.11	=	0.00	183	533	232	680
20	02/07/24	166	43	141	193	141	475	604	1970	12	164.17	-	166.11	=	-1.94	193	533	236	680
21	02/14/24	164	0				0	0	1970	12	164.17	-	164.17	=	0.00	193	533	236	680
22	02/21/24	164	0				0	0	1970	12	164.17	-	164.17	=	0.00	193	533	236	680
23	02/28/24	164	0				0	0	1970	12	164.17	-	164.17	=	0.00	193	533	236	680
24	03/06/24	164	0				0	0	1970	12	164.17	-	164.17	=	0.00	193	533	236	680
25	03/13/24	164	0				0	0	1970	12	164.17	-	164.17	=	0.00	193	533	236	680
26	03/20/24	164	0				0	0	1970	12	164.17	-	164.17	=	0.00	193	533	236	680
27	03/27/24	164	0				0	0	1970	12	164.17	-	164.17	=	0.00	193	533	236	680
28	04/03/24	164	0				0	0	1970	12	164.17	-	164.17	=	0.00	193	533	236	680
29	04/10/24	164	0				0	0	1970	12	164.17	-	164.17	=	0.00	193	533	236	680
30	04/17/24	164	44	117	212	172	501	633	2471	15	164.73	-	164.17	=	0.57	212	533	256	680
31	04/24/24	164	44				0	0	2471	15	164.73	-	164.73	=	0.00	212	533	256	680

<100	100's	125's	150's	175's	200's	225's	250's	275's	300's
	1	2	8	3	1				
<400	400's	450's	500's	550's	600's	650's	700's	750's	800's
		2	3						

<u>Avg of Game 1</u>	<u>Avg of Game 2</u>	<u>Avg of Game 3</u>
151.40	180.20	162.60

High game of 212 on week 30 High series of 533 on week 13 High average of 172.83 after bowling week 13
 Low game of 117 on week 30 Low series of 458 on week 18 Low average of 164.17 after bowling week 20

High Scores by Game
 Game #1: 173 on week 13 Game #2: 212 on week 30 Game #3: 183 on week 13

