

Note: This report includes information through April 24 which is Week 31 of 33

AJ Comandao's Bowling Record - Team 23: The PINoys

Week No.	Bowling Date	Old Avg	Old HDCP	-1- -2- -3-			Total	HDCP Total	Pins	Gms	---Average Change---			High Game	High Sers	HDCP Game	HDCP Sers
											New - Old	--->	+/-				
1	09/06/23	bk176	35	152	201	147	500	605	500	3	166.67	- 0.00	= 166.67	201	500	236	605
2	09/13/23	bk176	0				0	0	500	3	166.67	- 166.67	= 0.00	201	500	236	605
3	09/20/23	bk176	0				0	0	500	3	166.67	- 166.67	= 0.00	201	500	236	605
4	09/27/23	bk176	0				0	0	500	3	166.67	- 166.67	= 0.00	201	500	236	605
5	10/04/23	bk176	35	145	118	165	428	533	928	6	154.67	- 166.67	= -12.00	201	500	236	605
6	10/11/23	bk176	35	181	170	149	500	605	1428	9	158.67	- 154.67	= 4.00	201	500	236	605
7	10/18/23	166	43	167	170	218	555	684	1983	12	165.25	- 158.67	= 6.58	218	555	261	684
8	10/25/23	166	0				0	0	1983	12	165.25	- 165.25	= 0.00	218	555	261	684
9	11/01/23	166	0				0	0	1983	12	165.25	- 165.25	= 0.00	218	555	261	684
10	11/08/23	166	0				0	0	1983	12	165.25	- 165.25	= 0.00	218	555	261	684
11	11/15/23	166	0				0	0	1983	12	165.25	- 165.25	= 0.00	218	555	261	684
12	11/29/23	166	43	212	155	192	559	688	2542	15	169.47	- 165.25	= 4.22	218	559	261	688
13	12/06/23	169	40	193	179	153	525	645	3067	18	170.39	- 169.47	= 0.92	218	559	261	688
14	12/13/23	170	40	162	177	192	531	651	3598	21	171.33	- 170.39	= 0.94	218	559	261	688
15	12/20/23	171	39	160	156	154	470	587	4068	24	169.50	- 171.33	= -1.83	218	559	261	688
16	01/10/24	169	40	178	154	195	527	647	4595	27	170.19	- 169.50	= 0.69	218	559	261	688

End of 1st split

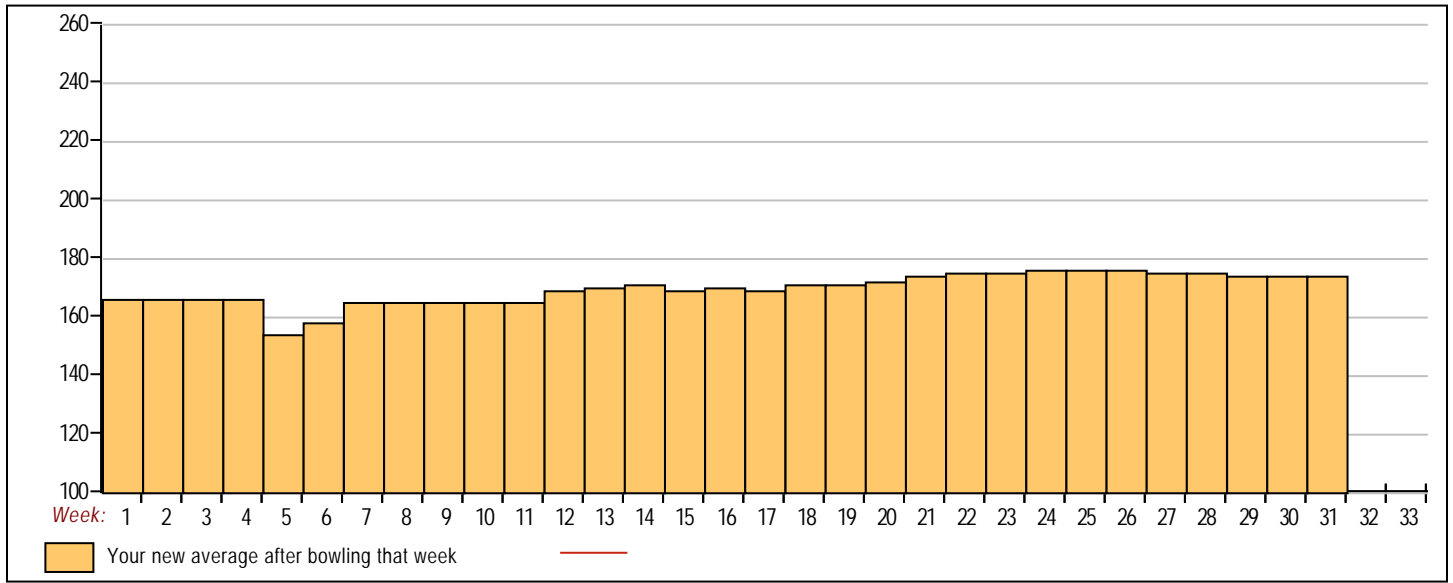
17	01/17/24	170	40	159	167	170	496	616	5091	30	169.70	- 170.19	= -0.49	218	559	261	688
18	01/24/24	169	40	176	171	206	553	673	5644	33	171.03	- 169.70	= 1.33	218	559	261	688
19	01/31/24	171	39	165	182	187	534	651	6178	36	171.61	- 171.03	= 0.58	218	559	261	688
20	02/07/24	171	39	167	153	243	563	680	6741	39	172.85	- 171.61	= 1.24	243	563	282	688
21	02/14/24	172	38	167	197	204	568	682	7309	42	174.02	- 172.85	= 1.18	243	568	282	688
22	02/21/24	174	36	205	178	221	604	712	7913	45	175.84	- 174.02	= 1.82	243	604	282	712
23	02/28/24	175	36	154	178	176	508	616	8421	48	175.44	- 175.84	= -0.41	243	604	282	712
24	03/06/24	175	36	197	215	172	584	692	9005	51	176.57	- 175.44	= 1.13	243	604	282	712
25	03/13/24	176	35	154	167	231	552	657	9557	54	176.98	- 176.57	= 0.41	243	604	282	712
26	03/20/24	176	35	161	198	160	519	624	10076	57	176.77	- 176.98	= -0.21	243	604	282	712
27	03/27/24	176	35	134	179	165	478	583	10554	60	175.90	- 176.77	= -0.87	243	604	282	712
28	04/03/24	175	36	158	171	152	481	589	11035	63	175.16	- 175.90	= -0.74	243	604	282	712
29	04/10/24	175	36	128	167	172	467	575	11502	66	174.27	- 175.16	= -0.89	243	604	282	712
30	04/17/24	174	36	182	202	151	535	643	12037	69	174.45	- 174.27	= 0.18	243	604	282	712
31	04/24/24	174	36	216	170	149	535	643	12572	72	174.61	- 174.45	= 0.16	243	604	282	712

<100	100's	125's	150's	175's	200's	225's	250's	275's	300's
	1	6	34	19	10	2			
<400	400's	450's	500's	550's	600's	650's	700's	750's	800's
	1	5	10	7	1				

Avg of Game 1	Avg of Game 2	Avg of Game 3
169.71	173.96	180.17

High game of 243 on week 20 High series of 604 on week 22 High average of 176.98 after bowling week 25
 Low game of 118 on week 5 Low series of 428 on week 5 Low average of 154.67 after bowling week 5

High Scores by Game
 Game #1: 216 on week 31 Game #2: 215 on week 24 Game #3: 243 on week 20



Note: This report includes information through April 24 which is Week 31 of 33

Christian Bielecki's Bowling Record - Team 23: The PINoys

Table with columns: Week No., Bowling Date, Old Avg, Old HDCP, -1-, -2-, -3-, Total, HDCP Total, Pins, Gms, ---Average Change--- (New - Old ---> +/-), High Game, High Sers, HDCP Game, HDCP Sers. Rows 1-16.

End of 1st split

Table with columns: Week No., Bowling Date, Old Avg, Old HDCP, -1-, -2-, -3-, Total, HDCP Total, Pins, Gms, ---Average Change--- (New - Old ---> +/-), High Game, High Sers, HDCP Game, HDCP Sers. Rows 17-31.

Summary table for score ranges: <100, 100's, 125's, 150's, 175's, 200's, 225's, 250's, 275's, 300's, <400, 400's, 450's, 500's, 550's, 600's, 650's, 700's, 750's, 800's.

Avg of Game 1: 196.00, Avg of Game 2: 193.64, Avg of Game 3: 187.76

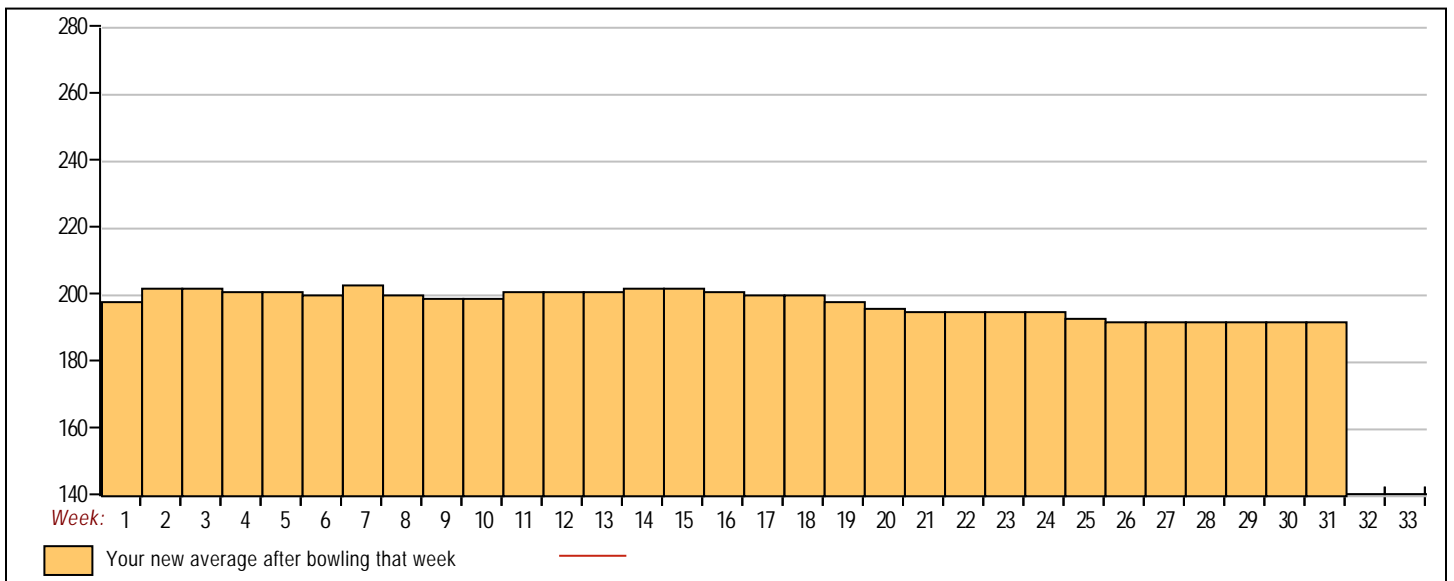
High game of 274 on week 14
Low game of 142 on week 25

High series of 635 on week 7
Low series of 476 on week 25

High average of 203.00 after bowling week 7
Low average of 192.01 after bowling week 29

High Scores by Game

Game #1: 274 on week 14 Game #2: 235 on week 24 Game #3: 246 on week 9



Note: This report includes information through April 24 which is Week 31 of 33

Jeremiah Sullivan's Bowling Record - Team 23: The PINoys

Table with columns: Week No., Bowling Date, Old Avg, Old HDCP, -1-, -2-, -3-, Total, HDCP Total, Pins, Gms, ---Average Change--- (New - Old ---> +/-), High Game, High Sers, HDCP Game, HDCP Sers. Rows 1-16.

End of 1st split

Table with columns: Week No., Bowling Date, Old Avg, Old HDCP, -1-, -2-, -3-, Total, HDCP Total, Pins, Gms, ---Average Change--- (New - Old ---> +/-), High Game, High Sers, HDCP Game, HDCP Sers. Rows 17-31.

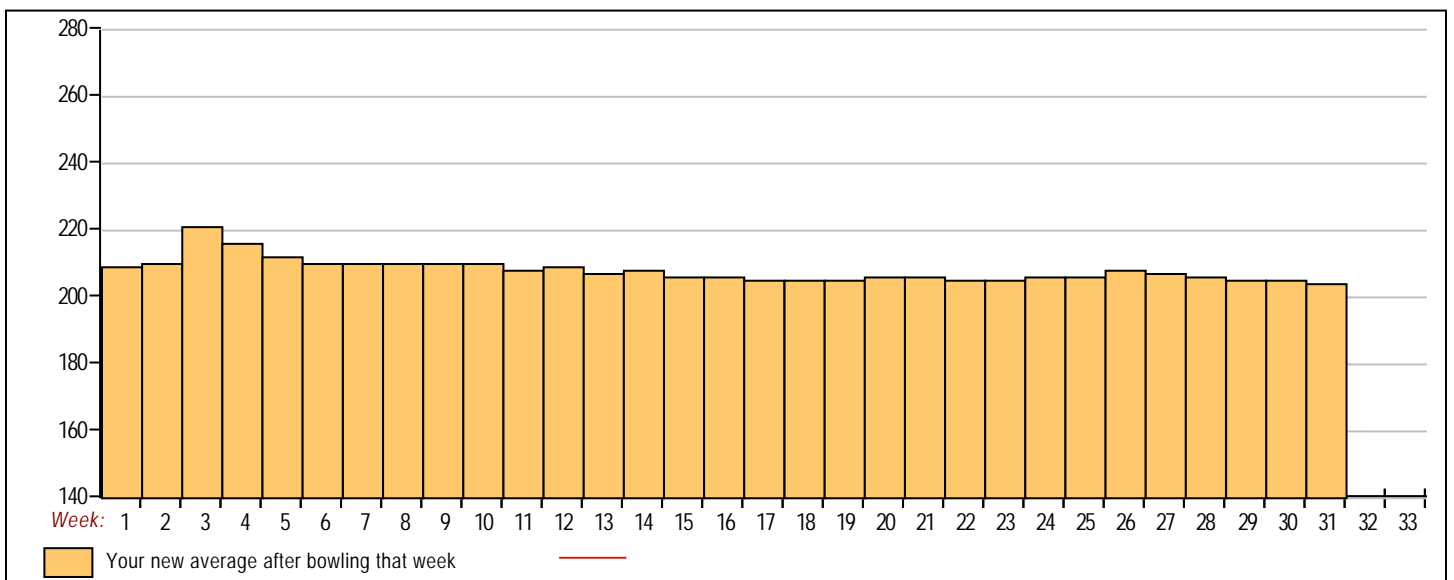


Summary table with columns: <100, 100's, 125's, 150's, 175's, 200's, 225's, 250's, 275's, 300's, <400, 400's, 450's, 500's, 550's, 600's, 650's, 700's, 750's, 800's. Values: 1, 11, 23, 31, 13, 5, 2, 8, 12, 4, 2.

Avg of Game 1: 205.39, Avg of Game 2: 210.43, Avg of Game 3: 199.11

High game of 274 on week 19, High series of 734 on week 3, High average of 221.89 after bowling week 3, Low game of 148 on week 19, Low series of 512 on week 28, Low average of 204.98 after bowling week 31

High Scores by Game: Game #1: 269 on week 26, Game #2: 246 on week 4, Game #3: 274 on week 19



Note: This report includes information through April 24 which is Week 31 of 33

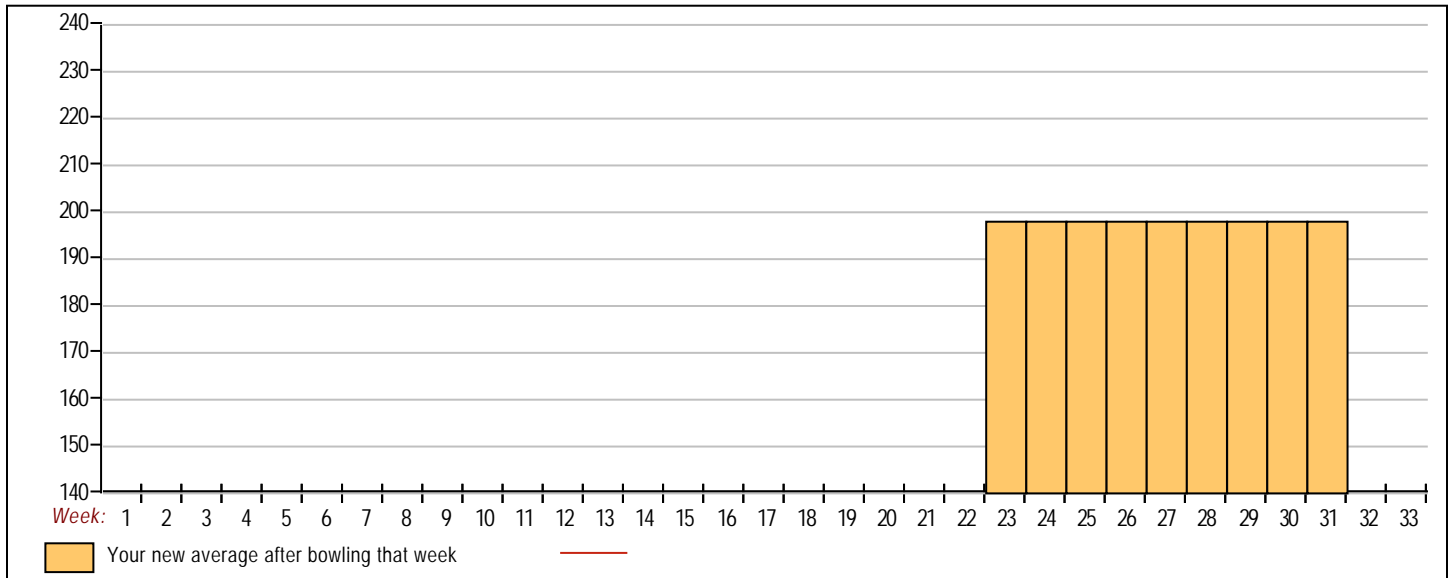
Jake Williams's Bowling Record - Team 23: The PINoys

Week No.	Bowling Date	Old Avg	Old HDCP	-1-	-2-	-3-	Total	HDCP Total	Pins	Gms	---Average Change---			High Game	High Sers	HDCP Game	HDCP Sers		
											New	- Old	---> +/-						
End of 1st split																			
21	02/14/24	bk192	0				0	0	0	0	-	0.00	=	0.00	0	0			
22	02/21/24	bk192	0				0	0	0	0	-	0.00	=	0.00	0	0			
23	02/28/24	bk192	22	159	215	222	596	662	596	3	198.67	-	0.00	=	198.67	222	596	244	662
24	03/06/24	bk192	0				0	0	596	3	198.67	-	198.67	=	0.00	222	596	244	662
25	03/13/24	bk192	0				0	0	596	3	198.67	-	198.67	=	0.00	222	596	244	662
26	03/20/24	bk192	0				0	0	596	3	198.67	-	198.67	=	0.00	222	596	244	662
27	03/27/24	bk192	0				0	0	596	3	198.67	-	198.67	=	0.00	222	596	244	662
28	04/03/24	bk192	0				0	0	596	3	198.67	-	198.67	=	0.00	222	596	244	662
29	04/10/24	bk192	0				0	0	596	3	198.67	-	198.67	=	0.00	222	596	244	662
30	04/17/24	bk192	0				0	0	596	3	198.67	-	198.67	=	0.00	222	596	244	662
31	04/24/24	bk192	22				0	0	596	3	198.67	-	198.67	=	0.00	222	596	244	662

<100	100's	125's	150's	175's	200's	225's	250's	275's	300's
			1		2				
<400	400's	450's	500's	550's	600's	650's	700's	750's	800's
				1					
			<u>Avg of Game 1</u>	<u>Avg of Game 2</u>	<u>Avg of Game 3</u>				
			159.00	215.00	222.00				

High game of 222 on week 23 High series of 596 on week 23 High average of 198.67 after bowling week 23
 Low game of 159 on week 23 Low series of 596 on week 23 Low average of 198.67 after bowling week 23

High Scores by Game
 Game #1: 159 on week 23 Game #2: 215 on week 23 Game #3: 222 on week 23



Note: This report includes information through April 24 which is Week 31 of 33

Jordan Nance's Bowling Record - Team 23: The PINoys

Week No.	Bowling Date	Old Avg	Old HDCP	-1-	-2-	-3-	Total	HDCP Total	Pins	Gms	---Average Change---			High Game	High Sers	HDCP Game	HDCP Sers		
											New	Old	---> +/-						
1	09/06/23	bk204	0				0	0	0	0	-	0.00	=	0.00	0	0			
2	09/13/23	bk204	0				0	0	0	0	-	0.00	=	0.00	0	0			
3	09/20/23	bk204	12	214	182	203	599	635	599	3	199.67	-	0.00	=	199.67	214	599	226	635
4	09/27/23	bk204	12	238	253	221	712	748	1311	6	218.50	-	199.67	=	18.83	253	712	265	748
5	10/04/23	bk204	0				0	0	1311	6	218.50	-	218.50	=	0.00	253	712	265	748
6	10/11/23	bk204	0				0	0	1311	6	218.50	-	218.50	=	0.00	253	712	265	748
7	10/18/23	bk204	12	211	205	221	637	673	1948	9	216.44	-	218.50	=	-2.06	253	712	265	748
8	10/25/23	216	3	171	234	215	620	629	2568	12	214.00	-	216.44	=	-2.44	253	712	265	748
9	11/01/23	214	4	180	260	256	696	708	3264	15	217.60	-	214.00	=	3.60	260	712	265	748
10	11/08/23	217	2	258	212	247	717	723	3981	18	221.17	-	217.60	=	3.57	260	717	265	748
11	11/15/23	221	0				0	0	3981	18	221.17	-	221.17	=	0.00	260	717	265	748
12	11/29/23	221	0				0	0	3981	18	221.17	-	221.17	=	0.00	260	717	265	748
13	12/06/23	221	0	168	299	264	731	731	4712	21	224.38	-	221.17	=	3.21	299	731	299	748
14	12/13/23	224	0				0	0	4712	21	224.38	-	224.38	=	0.00	299	731	299	748
15	12/20/23	224	0	215	235	162	612	612	5324	24	221.83	-	224.38	=	-2.55	299	731	299	748
16	01/10/24	221	0				0	0	5324	24	221.83	-	221.83	=	0.00	299	731	299	748

End of 1st split

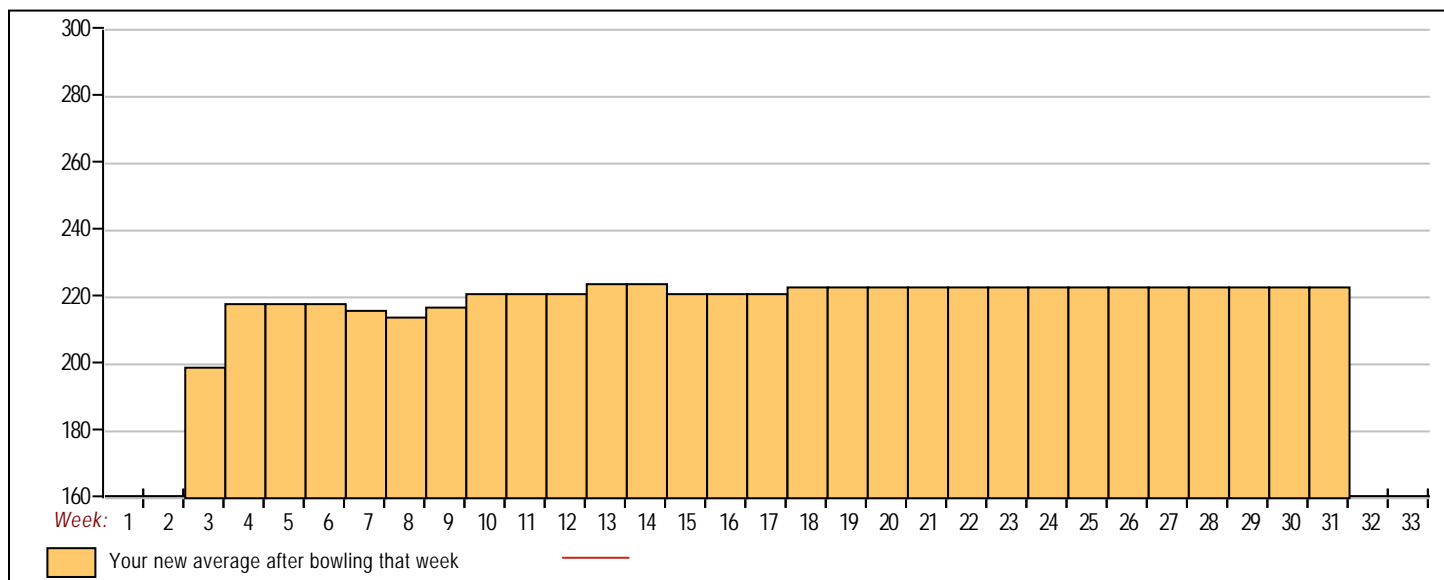
17	01/17/24	221	0				0	0	5324	24	221.83	-	221.83	=	0.00	299	731	299	748
18	01/24/24	221	0	213	264	237	714	714	6038	27	223.63	-	221.83	=	1.80	299	731	299	748
19	01/31/24	223	0				0	0	6038	27	223.63	-	223.63	=	0.00	299	731	299	748
20	02/07/24	223	0				0	0	6038	27	223.63	-	223.63	=	0.00	299	731	299	748
21	02/14/24	223	0				0	0	6038	27	223.63	-	223.63	=	0.00	299	731	299	748
22	02/21/24	223	0				0	0	6038	27	223.63	-	223.63	=	0.00	299	731	299	748
23	02/28/24	223	0				0	0	6038	27	223.63	-	223.63	=	0.00	299	731	299	748
24	03/06/24	223	0				0	0	6038	27	223.63	-	223.63	=	0.00	299	731	299	748
25	03/13/24	223	0				0	0	6038	27	223.63	-	223.63	=	0.00	299	731	299	748
26	03/20/24	223	0				0	0	6038	27	223.63	-	223.63	=	0.00	299	731	299	748
27	03/27/24	223	0				0	0	6038	27	223.63	-	223.63	=	0.00	299	731	299	748
28	04/03/24	223	0				0	0	6038	27	223.63	-	223.63	=	0.00	299	731	299	748
29	04/10/24	223	0				0	0	6038	27	223.63	-	223.63	=	0.00	299	731	299	748
30	04/17/24	223	0				0	0	6038	27	223.63	-	223.63	=	0.00	299	731	299	748
31	04/24/24	223	0				0	0	6038	27	223.63	-	223.63	=	0.00	299	731	299	748

<100	100's	125's	150's	175's	200's	225's	250's	275's	300's
			3	2	10	5	6	1	
<400	400's	450's	500's	550's	600's	650's	700's	750's	800's
				1	3	1	4		

Avg of Game 1	Avg of Game 2	Avg of Game 3
207.56	238.22	225.11

High game of 299 on week 13 High series of 731 on week 13 High average of 224.38 after bowling week 13
 Low game of 162 on week 15 Low series of 599 on week 3 Low average of 199.67 after bowling week 3

High Scores by Game
 Game #1: 258 on week 10 Game #2: 299 on week 13 Game #3: 264 on week 13



Note: This report includes information through April 24 which is Week 31 of 33

Kirsten Borja's Bowling Record - Team 23: The PINoys

Week No.	Bowling Date	Old Avg	Old HDCP	-1-	-2-	-3-	Total	HDCP Total	Pins	Gms	---Average Change---			High Game	High Sers	HDCP Game	HDCP Sers
											New	Old	---> +/-				
1	09/06/23	bk154	0				0	0	0	0		- 0.00 = 0.00	0	0			
2	09/13/23	bk154	52	152	152	157	461	617	461	3	153.67	- 0.00 = 153.67	157	461	209	617	
3	09/20/23	bk154	0				0	0	461	3	153.67	- 153.67 = 0.00	157	461	209	617	
4	09/27/23	bk154	0				0	0	461	3	153.67	- 153.67 = 0.00	157	461	209	617	
5	10/04/23	bk154	0				0	0	461	3	153.67	- 153.67 = 0.00	157	461	209	617	
6	10/11/23	bk154	0				0	0	461	3	153.67	- 153.67 = 0.00	157	461	209	617	
7	10/18/23	bk154	0				0	0	461	3	153.67	- 153.67 = 0.00	157	461	209	617	
8	10/25/23	bk154	52	144	154	158	456	612	917	6	152.83	- 153.67 = -0.83	158	461	210	617	
9	11/01/23	bk154	0				0	0	917	6	152.83	- 152.83 = 0.00	158	461	210	617	
10	11/08/23	bk154	0				0	0	917	6	152.83	- 152.83 = 0.00	158	461	210	617	
11	11/15/23	bk154	52	119	158	157	434	590	1351	9	150.11	- 152.83 = -2.72	158	461	210	617	
12	11/29/23	150	0				0	0	1351	9	150.11	- 150.11 = 0.00	158	461	210	617	
13	12/06/23	150	0				0	0	1351	9	150.11	- 150.11 = 0.00	158	461	210	617	
14	12/13/23	150	0				0	0	1351	9	150.11	- 150.11 = 0.00	158	461	210	617	
15	12/20/23	150	0				0	0	1351	9	150.11	- 150.11 = 0.00	158	461	210	617	
16	01/10/24	150	0				0	0	1351	9	150.11	- 150.11 = 0.00	158	461	210	617	

End of 1st split

17	01/17/24	150	0				0	0	1351	9	150.11	- 150.11 = 0.00	158	461	210	617
18	01/24/24	150	0				0	0	1351	9	150.11	- 150.11 = 0.00	158	461	210	617
19	01/31/24	150	0				0	0	1351	9	150.11	- 150.11 = 0.00	158	461	210	617
20	02/07/24	150	0				0	0	1351	9	150.11	- 150.11 = 0.00	158	461	210	617
21	02/14/24	150	0				0	0	1351	9	150.11	- 150.11 = 0.00	158	461	210	617
22	02/21/24	150	0				0	0	1351	9	150.11	- 150.11 = 0.00	158	461	210	617
23	02/28/24	150	0				0	0	1351	9	150.11	- 150.11 = 0.00	158	461	210	617
24	03/06/24	150	0				0	0	1351	9	150.11	- 150.11 = 0.00	158	461	210	617
25	03/13/24	150	0				0	0	1351	9	150.11	- 150.11 = 0.00	158	461	210	617
26	03/20/24	150	0				0	0	1351	9	150.11	- 150.11 = 0.00	158	461	210	617
27	03/27/24	150	0				0	0	1351	9	150.11	- 150.11 = 0.00	158	461	210	617
28	04/03/24	150	0				0	0	1351	9	150.11	- 150.11 = 0.00	158	461	210	617
29	04/10/24	150	0				0	0	1351	9	150.11	- 150.11 = 0.00	158	461	210	617
30	04/17/24	150	0				0	0	1351	9	150.11	- 150.11 = 0.00	158	461	210	617
31	04/24/24	150	56				0	0	1351	9	150.11	- 150.11 = 0.00	158	461	210	617

<100	100's	125's	150's	175's	200's	225's	250's	275's	300's
	1	1	7						
<400	400's	450's	500's	550's	600's	650's	700's	750's	800's
	1	2							

Avg of Game 1	Avg of Game 2	Avg of Game 3
138.33	154.67	157.33

High game of 158 on week 8 High series of 461 on week 2 High average of 153.67 after bowling week 2
 Low game of 119 on week 11 Low series of 434 on week 11 Low average of 150.11 after bowling week 11

High Scores by Game
 Game #1: 152 on week 2 Game #2: 158 on week 11 Game #3: 158 on week 8

