

Note: This report includes information through April 24 which is Week 31 of 33

BA Comandao's Bowling Record - Team 22: Utopia

Week No.	Bowling Date	Old Avg	Old HDCP	-1-	-2-	-3-	Total	HDCP Total	Pins	Gms	---Average Change---			High Game	High Sers	HDCP Game	HDCP Sers		
											New	Old	---> +/-						
1	09/06/23	0	0				0	0	0	0	-	0.00	=	0.00	0	0			
2	09/13/23	0	0				0	0	0	0	-	0.00	=	0.00	0	0			
3	09/20/23	143	61	120	132	179	431	614	431	3	143.67	-	0.00	=	143.67	179	431		
4	09/27/23	143	0				0	0	431	3	143.67	-	143.67	=	0.00	179	431		
5	10/04/23	132	70	119	134	112	365	575	796	6	132.67	-	143.67	=	-11.00	179	431		
6	10/11/23	132	0				0	0	796	6	132.67	-	132.67	=	0.00	179	431		
7	10/18/23	132	0				0	0	796	6	132.67	-	132.67	=	0.00	179	431		
8	10/25/23	132	0				0	0	796	6	132.67	-	132.67	=	0.00	179	431		
9	11/01/23	132	0				0	0	796	6	132.67	-	132.67	=	0.00	179	431		
10	11/08/23	132	0				0	0	796	6	132.67	-	132.67	=	0.00	179	431		
11	11/15/23	132	0				0	0	796	6	132.67	-	132.67	=	0.00	179	431		
12	11/29/23	132	0				0	0	796	6	132.67	-	132.67	=	0.00	179	431		
13	12/06/23	132	0				0	0	796	6	132.67	-	132.67	=	0.00	179	431		
14	12/13/23	132	0				0	0	796	6	132.67	-	132.67	=	0.00	179	431		
15	12/20/23	132	0				0	0	796	6	132.67	-	132.67	=	0.00	179	431		
16	01/10/24	132	0				0	0	796	6	132.67	-	132.67	=	0.00	179	431		

End of 1st split

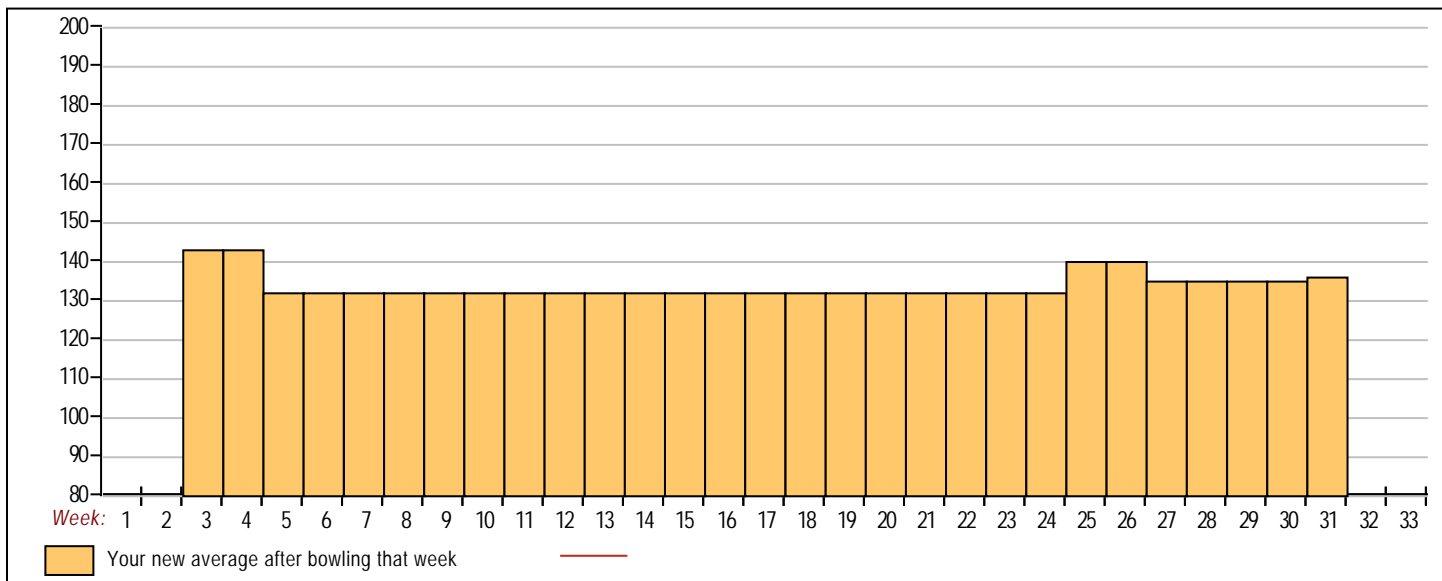
17	01/17/24	132	0				0	0	796	6	132.67	-	132.67	=	0.00	179	431		
18	01/24/24	132	0				0	0	796	6	132.67	-	132.67	=	0.00	179	431		
19	01/31/24	132	0				0	0	796	6	132.67	-	132.67	=	0.00	179	431		
20	02/07/24	132	0				0	0	796	6	132.67	-	132.67	=	0.00	179	431		
21	02/14/24	132	0				0	0	796	6	132.67	-	132.67	=	0.00	179	431		
22	02/21/24	132	0				0	0	796	6	132.67	-	132.67	=	0.00	179	431		
23	02/28/24	132	0				0	0	796	6	132.67	-	132.67	=	0.00	179	431		
24	03/06/24	132	0				0	0	796	6	132.67	-	132.67	=	0.00	179	431		
25	03/13/24	140	64	171	136	164	471	663	1267	9	140.78	-	132.67	=	8.11	179	471		
26	03/20/24	140	0				0	0	1267	9	140.78	-	140.78	=	0.00	179	471		
27	03/27/24	140	64	138	115	110	363	555	1630	12	135.83	-	140.78	=	-4.94	179	471	202	555
28	04/03/24	135	0				0	0	1630	12	135.83	-	135.83	=	0.00	179	471	202	555
29	04/10/24	135	0				0	0	1630	12	135.83	-	135.83	=	0.00	179	471	202	555
30	04/17/24	135	0				0	0	1630	12	135.83	-	135.83	=	0.00	179	471	202	555
31	04/24/24	135	68	140	131	149	420	624	2050	15	136.67	-	135.83	=	0.83	179	471	217	624

<u><100</u>	<u>100's</u>	<u>125's</u>	<u>150's</u>	<u>175's</u>	<u>200's</u>	<u>225's</u>	<u>250's</u>	<u>275's</u>	<u>300's</u>
	5	7	2	1					
<u><400</u>	<u>400's</u>	<u>450's</u>	<u>500's</u>	<u>550's</u>	<u>600's</u>	<u>650's</u>	<u>700's</u>	<u>750's</u>	<u>800's</u>
2	2	1							

<u>Avg of Game 1</u>	<u>Avg of Game 2</u>	<u>Avg of Game 3</u>
137.60	129.60	142.80

High game of 179 on week 3 High series of 471 on week 25 High average of 143.67 after bowling week 3
 Low game of 110 on week 27 Low series of 363 on week 27 Low average of 132.67 after bowling week 5

High Scores by Game
 Game #1: 171 on week 25 Game #2: 136 on week 25 Game #3: 179 on week 3



Note: This report includes information through April 24 which is Week 31 of 33

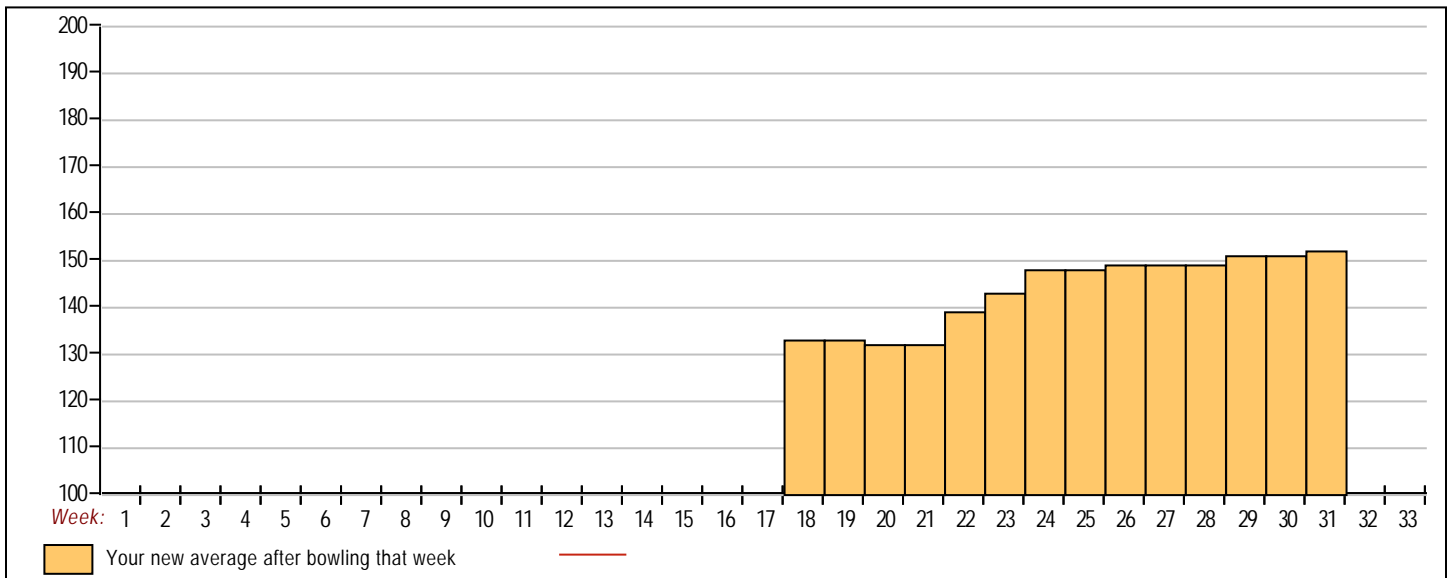
Sophia Clemente's Bowling Record - Team 22: Utopia

Week No.	Bowling Date	Old Avg	Old HDCP	-1-	-2-	-3-	Total	HDCP Total	Pins	Gms	---Average Change---			High Game	High Sers	HDCP Game	HDCP Sers		
											New	Old	Change +/-						
16	01/10/24	bk153	0				0	0	0	0	-	0.00	=	0.00	0	0			
End of 1st split																			
17	01/17/24	bk153	0				0	0	0	0	-	0.00	=	0.00	0	0			
18	01/24/24	bk153	53	115	153	133	401	560	401	3	133.67	-	0.00	=	133.67	153	401	206	560
19	01/31/24	bk153	0				0	0	401	3	133.67	-	133.67	=	0.00	153	401	206	560
20	02/07/24	bk153	53	113	114	165	392	551	793	6	132.17	-	133.67	=	-1.50	165	401	218	560
---- Week 21 was bowled after week 22 ----																			
21	02/14/24	143	61	144	144	109	397	580	1190	9	132.17	-	0.00	=	132.17	165	401	218	560
Scores were bowled after week 22 for weeks: 21																			
22	02/21/24	bk153	53	180	133	170	483	642	1673	12	139.42	-	132.17	=	7.25	180	483	233	642
23	02/28/24	143	61	114	170	195	479	662	2152	15	143.47	-	139.42	=	4.05	195	483	256	662
24	03/06/24	143	61	155	175	184	514	697	2666	18	148.11	-	143.47	=	4.64	195	514	256	697
25	03/13/24	148	57	143	144	164	451	622	3117	21	148.43	-	148.11	=	0.32	195	514	256	697
26	03/20/24	148	57	157	165	154	476	647	3593	24	149.71	-	148.43	=	1.28	195	514	256	697
27	03/27/24	149	0				0	0	3593	24	149.71	-	149.71	=	0.00	195	514	256	697
28	04/03/24	149	56	a149	a149	a149	447	615	3593	24	149.71	-	149.71	=	0.00	195	514	256	697
29	04/10/24	149	56	a149	180	163	492	660	3936	26	151.38	-	149.71	=	1.68	195	514	256	697
30	04/17/24	151	55	133	147	174	454	619	4390	29	151.38	-	151.38	=	-0.01	195	514	256	697
31	04/24/24	151	55	149	170	164	483	648	4873	32	152.28	-	151.38	=	0.90	195	514	256	697

<100	100's	125's	150's	175's	200's	225's	250's	275's	300's
	5	9	13	5					
<400	400's	450's	500's	550's	600's	650's	700's	750's	800's
2	1	6	1						
Avg of Game 1			Avg of Game 2			Avg of Game 3			
140.30			154.09			161.36			

High game of 195 on week 23 High series of 514 on week 24 High average of 152.28 after bowling week 31
 Low game of 109 on week 21 Low series of 392 on week 20 Low average of 132.17 after bowling week 20

High Scores by Game
 Game #1: 180 on week 22 Game #2: 180 on week 29 Game #3: 195 on week 23



Note: This report includes information through April 24 which is Week 31 of 33

Michael Santos's Bowling Record - Team 22: Utopia

Table with columns: Week No., Bowling Date, Old Avg, Old HDCP, -1-, -2-, -3-, Total, HDCP Total, Pins, Gms, ---Average Change--- (New - Old ---> +/-), High Game, High Sers, HDCP Game, HDCP Sers. Rows 1-16.

End of 1st split

Table with columns: Week No., Bowling Date, Old Avg, Old HDCP, -1-, -2-, -3-, Total, HDCP Total, Pins, Gms, ---Average Change--- (New - Old ---> +/-), High Game, High Sers, HDCP Game, HDCP Sers. Rows 17-31.

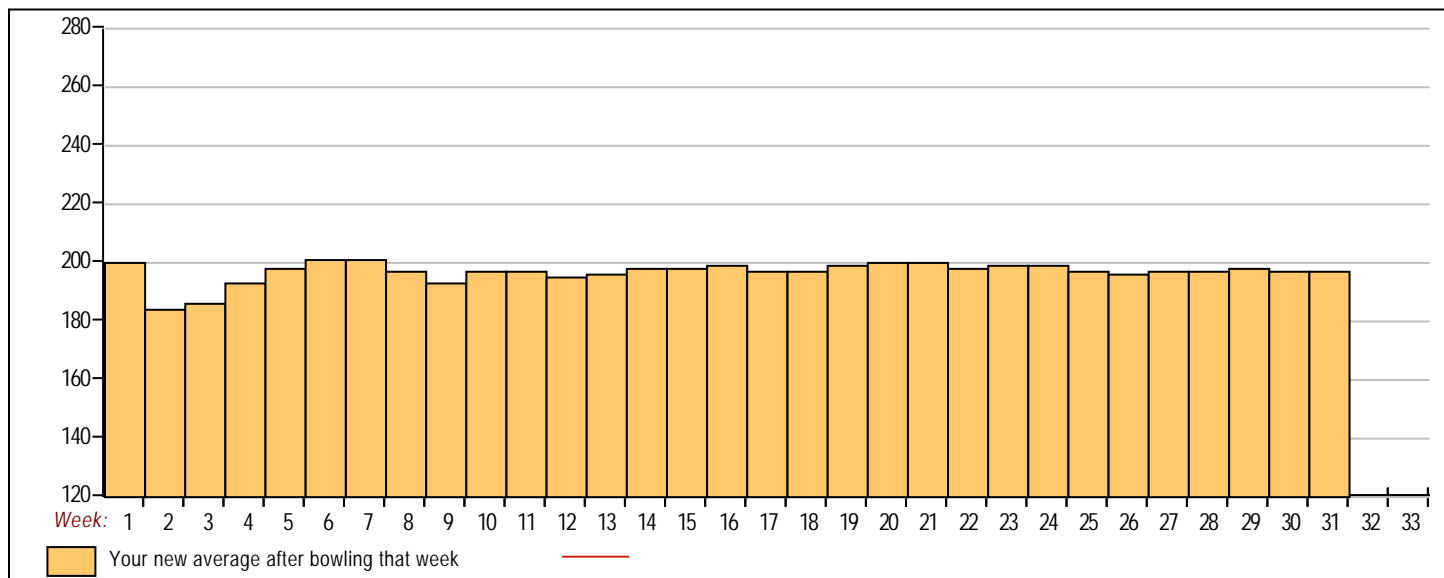


Summary table with columns: <100, 100's, 125's, 150's, 175's, 200's, 225's, 250's, 275's, 300's, <400, 400's, 450's, 500's, 550's, 600's, 650's, 700's, 750's, 800's. Values: 7, 17, 26, 22, 11, 4, 2, 3, 6, 6, 8, 4, 2.

Avg of Game 1: 191.97, Avg of Game 2: 197.40, Avg of Game 3: 203.10

High game of 279 on week 19, High series of 703 on week 14, High average of 201.59 after bowling week 6, Low game of 130 on week 17, Low series of 450 on week 21, Low average of 184.00 after bowling week 2

High Scores by Game: Game #1: 278 on week 11, Game #2: 266 on week 5, Game #3: 279 on week 19



Note: This report includes information through April 24 which is Week 31 of 33

Patrick Nunga's Bowling Record - Team 22: Utopia

Week No.	Bowling Date	Old Avg	Old HDCP	-1- -2- -3-			Total	HDCP Total	Pins	Gms	---Average Change---			High Game	High Sers	HDCP Game	HDCP Sers
				-1-	-2-	-3-					New	Old	---> +/-				
1	09/06/23	bk200	16	255	190	171	616	664	616	3	205.33	- 0.00	= 205.33	255	616	271	664
2	09/13/23	bk200	16	223	234	216	673	721	1289	6	214.83	- 205.33	= 9.50	255	673	271	721
3	09/20/23	bk200	16	299	204	215	718	766	2007	9	223.00	- 214.83	= 8.17	299	718	315	766
4	09/27/23	223	0	215	216	256	687	687	2694	12	224.50	- 223.00	= 1.50	299	718	315	766
5	10/04/23	224	0	234	269	221	724	724	3418	15	227.87	- 224.50	= 3.37	299	724	315	766
6	10/11/23	227	0	201	247	225	673	673	4091	18	227.28	- 227.87	= -0.59	299	724	315	766
7	10/18/23	227	0	185	158	214	557	557	4648	21	221.33	- 227.28	= -5.94	299	724	315	766
8	10/25/23	221	0	205	173	257	635	635	5283	24	220.13	- 221.33	= -1.21	299	724	315	766
9	11/01/23	220	0	214	193	186	593	593	5876	27	217.63	- 220.13	= -2.50	299	724	315	766
10	11/08/23	217	2	173	266	247	686	692	6562	30	218.73	- 217.63	= 1.10	299	724	315	766
11	11/15/23	218	1	182	278	161	621	624	7183	33	217.67	- 218.73	= -1.07	299	724	315	766
12	11/29/23	217	2	164	196	191	551	557	7734	36	214.83	- 217.67	= -2.83	299	724	315	766
13	12/06/23	214	4	176	248	255	679	691	8413	39	215.72	- 214.83	= 0.88	299	724	315	766
14	12/13/23	215	4	174	263	216	653	665	9066	42	215.86	- 215.72	= 0.14	299	724	315	766
15	12/20/23	215	4	246	224	179	649	661	9715	45	215.89	- 215.86	= 0.03	299	724	315	766
16	01/10/24	215	4	190	189	213	592	604	10307	48	214.73	- 215.89	= -1.16	299	724	315	766

End of 1st split

17	01/17/24	214	4	161	152	205	518	530	10825	51	212.25	- 214.73	= -2.47	299	724	315	766
18	01/24/24	212	6	196	226	176	598	616	11423	54	211.54	- 212.25	= -0.72	299	724	315	766
19	01/31/24	211	7	180	225	200	605	626	12028	57	211.02	- 211.54	= -0.52	299	724	315	766
20	02/07/24	211	7	198	177	193	568	589	12596	60	209.93	- 211.02	= -1.08	299	724	315	766
----- Week 21 was bowled after week 22 -----																	
21	02/14/24	209	8	193	188	179	560	584	13156	63	209.93	- 0.00	= 209.93	299	724	315	766
Scores were bowled after week 22 for weeks: 21																	
22	02/21/24	209	8	210	196	182	588	612	13744	66	208.24	- 209.93	= -1.69	299	724	315	766
23	02/28/24	208	9	147	173	154	474	501	14218	69	206.06	- 208.24	= -2.18	299	724	315	766
24	03/06/24	206	11	203	180	227	610	643	14828	72	205.94	- 206.06	= -0.11	299	724	315	766
25	03/13/24	205	0				0	0	14828	72	205.94	- 205.94	= 0.00	299	724	315	766
26	03/20/24	205	12	155	195	208	558	594	15386	75	205.15	- 205.94	= -0.80	299	724	315	766
27	03/27/24	205	12	207	197	148	552	588	15938	78	204.33	- 205.15	= -0.81	299	724	315	766
28	04/03/24	204	12	216	214	168	598	634	16536	81	204.15	- 204.33	= -0.19	299	724	315	766
29	04/10/24	204	12	191	177	182	550	586	17086	84	203.40	- 204.15	= -0.74	299	724	315	766
30	04/17/24	203	13	240	232	166	638	677	17724	87	203.72	- 203.40	= 0.32	299	724	315	766
31	04/24/24	203	13				0	0	17724	87	203.72	- 203.72	= 0.00	299	724	315	766

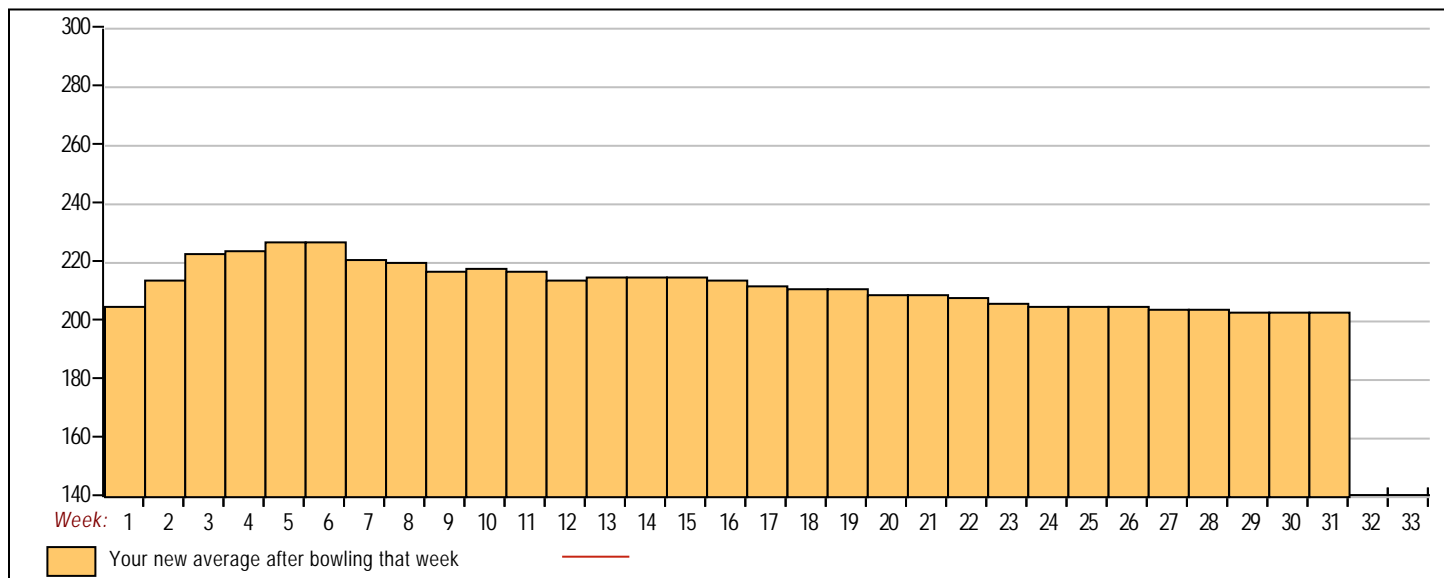
<100	100's	125's	150's	175's	200's	225's	250's	275's	300's
		2	14	28	22	12	7	2	
<400	400's	450's	500's	550's	600's	650's	700's	750's	800's
		1	1	12	7	6	2		

Avg of Game 1	Avg of Game 2	Avg of Game 3
201.14	209.66	200.38

High game of 299 on week 3 High series of 724 on week 5 High average of 227.87 after bowling week 5
 Low game of 147 on week 23 Low series of 474 on week 23 Low average of 203.40 after bowling week 29

High Scores by Game

Game #1: 299 on week 3 Game #2: 278 on week 11 Game #3: 257 on week 8



Note: This report includes information through April 24 which is Week 31 of 33

TJ Pettit (RH)'s Bowling Record - Team 22: Utopia

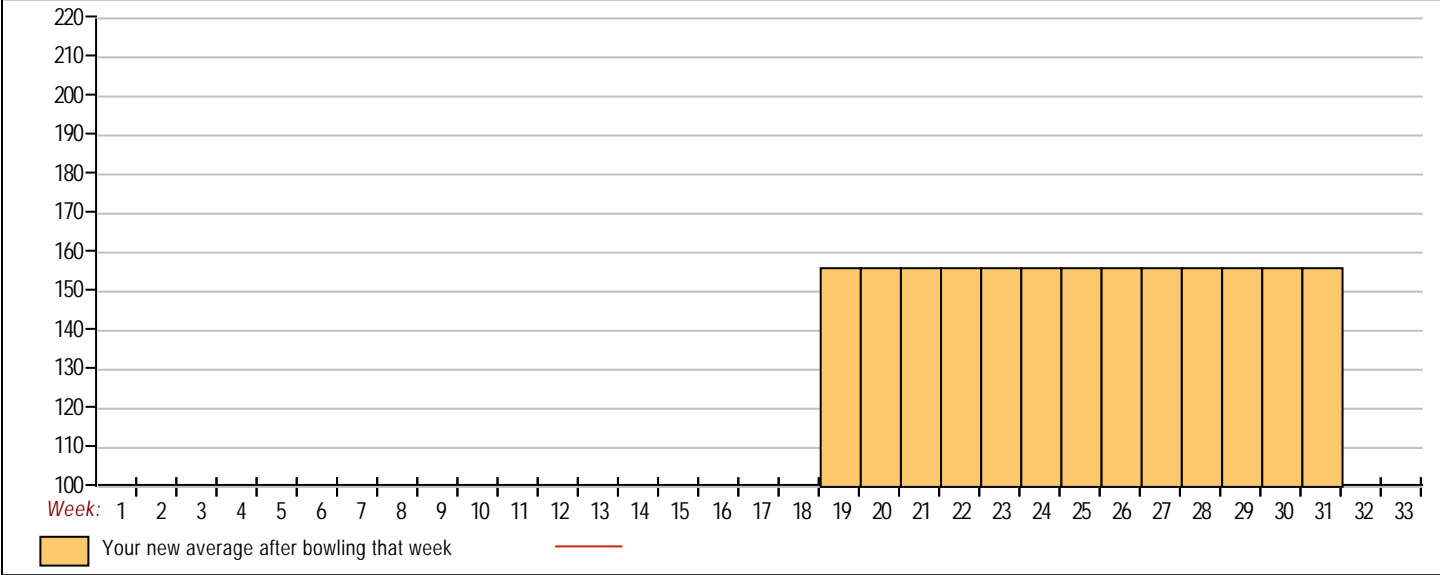
Week No.	Bowling Date	Old Avg	Old HDCP	-1-	-2-	-3-	Total	HDCP Total	Pins	Gms	---Average Change---			High Game	High Sers	HDCP Game	HDCP Sers	
												New	Old	Change +/-				
End of 1st split																		
17	01/17/24	140	64	v140	v140	v140	420	612	0	0	-	0.00	=	0.00	0	0		
18	01/24/24	140	0				0	0	0	0	-	0.00	=	0.00	0	0		
19	01/31/24	156	51	141	187	140	468	621	468	3	156.00	-	0.00	=	156.00	187	468	
20	02/07/24	156	0				0	0	468	3	156.00	-	156.00	=	0.00	187	468	
21	02/14/24	156	0				0	0	468	3	156.00	-	156.00	=	0.00	187	468	
22	02/21/24	156	0				0	0	468	3	156.00	-	156.00	=	0.00	187	468	
23	02/28/24	156	0				0	0	468	3	156.00	-	156.00	=	0.00	187	468	
24	03/06/24	156	0				0	0	468	3	156.00	-	156.00	=	0.00	187	468	
25	03/13/24	156	0				0	0	468	3	156.00	-	156.00	=	0.00	187	468	
26	03/20/24	156	0				0	0	468	3	156.00	-	156.00	=	0.00	187	468	
27	03/27/24	156	0				0	0	468	3	156.00	-	156.00	=	0.00	187	468	
28	04/03/24	156	0				0	0	468	3	156.00	-	156.00	=	0.00	187	468	
29	04/10/24	156	0				0	0	468	3	156.00	-	156.00	=	0.00	187	468	
30	04/17/24	156	0				0	0	468	3	156.00	-	156.00	=	0.00	187	468	
31	04/24/24	156	51				0	0	468	3	156.00	-	156.00	=	0.00	187	468	



<100	100's	125's	150's	175's	200's	225's	250's	275's	300's
		2		1					
<400	400's	450's	500's	550's	600's	650's	700's	750's	800's
		1							
			Avg of Game 1	Avg of Game 2	Avg of Game 3				
			141.00	187.00	140.00				

High game of 187 on week 19 High series of 468 on week 19 High average of 156.00 after bowling week 19
 Low game of 140 on week 19 Low series of 468 on week 19 Low average of 156.00 after bowling week 19

High Scores by Game
 Game #1: 141 on week 19 Game #2: 187 on week 19 Game #3: 140 on week 19



Note: This report includes information through April 24 which is Week 31 of 33

Paolo Estay's Bowling Record - Team 22: Utopia

Week No.	Bowling Date	Old Avg	Old HDCP	-			Total	HDCP Total	Pins	Gms	---Average Change---			High Game	High Sers	HDCP Game	HDCP Sers		
				-1-	-2-	-3-					New	Old	---> +/-						
1	09/06/23	bk204	12	161	176	152	489	525	489	3	163.00	-	0.00	=	163.00	176	489	188	525
2	09/13/23	bk204	12	182	211	170	563	599	1052	6	175.33	-	163.00	=	12.33	211	563	223	599
3	09/20/23	bk204	12	243	202	151	596	632	1648	9	183.11	-	175.33	=	7.78	243	596	255	632
4	09/27/23	194	20	248	223	206	677	737	2325	12	193.75	-	183.11	=	10.64	248	677	268	737
5	10/04/23	194	20	169	179	180	528	588	2853	15	190.20	-	193.75	=	-3.55	248	677	268	737
6	10/11/23	194	20	171	235	187	593	653	3446	18	191.44	-	190.20	=	1.24	248	677	268	737
7	10/18/23	194	20	179	220	189	588	648	4034	21	192.10	-	191.44	=	0.65	248	677	268	737
8	10/25/23	194	20	172	175	203	550	610	4584	24	191.00	-	192.10	=	-1.10	248	677	268	737
9	11/01/23	194	20	264	223	195	682	742	5266	27	195.04	-	191.00	=	4.04	264	682	284	742
10	11/08/23	195	20	a195	a195	a195	585	645	5266	27	195.04	-	195.04	=	0.00	264	682	284	742
11	11/15/23	195	20	213	202	205	620	680	5886	30	196.20	-	195.04	=	1.16	264	682	284	742
12	11/29/23	201	15	209	177	237	623	668	6509	33	197.24	-	196.20	=	1.04	264	682	284	742
13	12/06/23	201	15	156	199	176	531	576	7040	36	195.56	-	197.24	=	-1.69	264	682	284	742
14	12/13/23	201	15	265	233	167	665	710	7705	39	197.56	-	195.56	=	2.01	265	682	285	742
15	12/20/23	201	15	185	206	178	569	614	8274	42	197.00	-	197.56	=	-0.56	265	682	284	742
16	01/10/24	201	0				0	0	8274	42	197.00	-	197.00	=	0.00	265	682	284	742

End of 1st split

17	01/17/24	201	0				0	0	8274	42	197.00	-	197.00	=	0.00	265	682	284	742
18	01/24/24	201	0				0	0	8274	42	197.00	-	197.00	=	0.00	265	682	284	742
19	01/31/24	201	0				0	0	8274	42	197.00	-	197.00	=	0.00	265	682	284	742
20	02/07/24	201	0				0	0	8274	42	197.00	-	197.00	=	0.00	265	682	284	742
21	02/14/24	201	0				0	0	8274	42	197.00	-	197.00	=	0.00	265	682	284	742
22	02/21/24	201	0				0	0	8274	42	197.00	-	197.00	=	0.00	265	682	284	742
23	02/28/24	201	0				0	0	8274	42	197.00	-	197.00	=	0.00	265	682	284	742
24	03/06/24	201	0				0	0	8274	42	197.00	-	197.00	=	0.00	265	682	284	742
25	03/13/24	201	0				0	0	8274	42	197.00	-	197.00	=	0.00	265	682	284	742
26	03/20/24	201	0				0	0	8274	42	197.00	-	197.00	=	0.00	265	682	284	742
27	03/27/24	201	0				0	0	8274	42	197.00	-	197.00	=	0.00	265	682	284	742
28	04/03/24	201	0				0	0	8274	42	197.00	-	197.00	=	0.00	265	682	284	742
29	04/10/24	201	0				0	0	8274	42	197.00	-	197.00	=	0.00	265	682	284	742
30	04/17/24	201	0				0	0	8274	42	197.00	-	197.00	=	0.00	265	682	284	742
31	04/24/24	201	15				0	0	8274	42	197.00	-	197.00	=	0.00	265	682	284	742

<100	100's	125's	150's	175's	200's	225's	250's	275's	300's
			9	14	12	5	2		
<400	400's	450's	500's	550's	600's	650's	700's	750's	800's
		1	2	6	2	3			

Avg of Game 1	Avg of Game 2	Avg of Game 3
201.21	204.36	185.43

High game of 265 on week 14 High series of 682 on week 9 High average of 197.56 after bowling week 14
 Low game of 151 on week 3 Low series of 489 on week 1 Low average of 163.00 after bowling week 1

High Scores by Game
 Game #1: 265 on week 14 Game #2: 235 on week 6 Game #3: 237 on week 12

