

Note: This report includes information through April 24 which is Week 31 of 33

Robert Buendia's Bowling Record - Team 21: Team 21

Table with columns: Week No., Bowling Date, Old Avg, Old HDCP, -1-, -2-, -3-, Total, HDCP Total, Pins, Gms, ---Average Change--- (New - Old ---> +/-), High Game, High Sers, HDCP Game, HDCP Sers. Rows 1-16.

End of 1st split

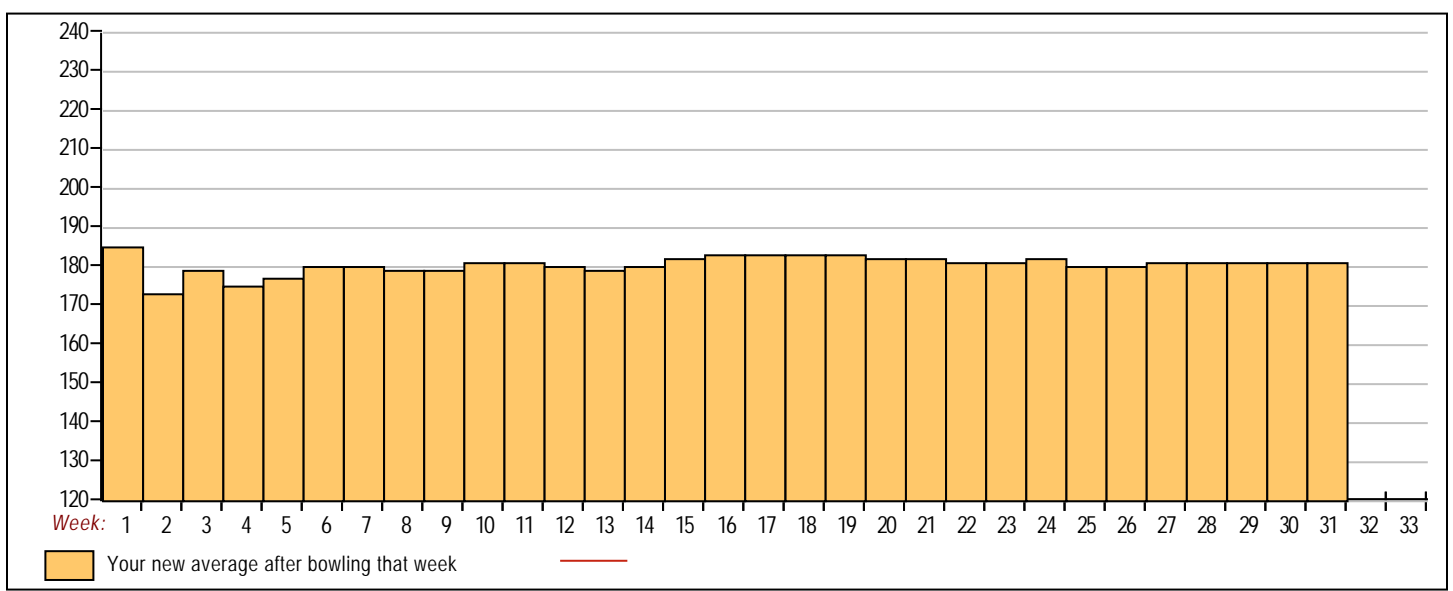
Table with columns: Week No., Bowling Date, Old Avg, Old HDCP, -1-, -2-, -3-, Total, HDCP Total, Pins, Gms, ---Average Change--- (New - Old ---> +/-), High Game, High Sers, HDCP Game, HDCP Sers. Rows 17-31.

Summary table for score ranges: <100, 100's, 125's, 150's, 175's, 200's, 225's, 250's, 275's, 300's, <400, 400's, 450's, 500's, 550's, 600's, 650's, 700's, 750's, 800's.

Avg of Game 1: 181.00, Avg of Game 2: 183.04, Avg of Game 3: 179.70

High game of 236 on week 15, High series of 622 on week 15, High average of 185.67 after bowling week 1, Low game of 128 on week 25, Low series of 466 on week 25, Low average of 173.83 after bowling week 2

High Scores by Game: Game #1: 221 on week 29, Game #2: 225 on week 3, Game #3: 236 on week 15



Note: This report includes information through April 24 which is Week 31 of 33

Dan Buckley's Bowling Record - Team 21: Team 21

Week No.	Bowling Date	Old Avg	Old HDCP	-			Total	HDCP Total	Pins	Gms	---Average Change---			High Game	High Sers	HDCP Game	HDCP Sers		
				-1-	-2-	-3-					New	Old	---> +/-						
1	09/06/23	bk189	0				0	0	0	0	-	0.00	=	0.00	0	0			
2	09/13/23	bk189	24	119	162	176	457	529	457	3	152.33	-	0.00	=	152.33	176	457	200	529
3	09/20/23	bk189	24	166	202	226	594	666	1051	6	175.17	-	152.33	=	22.83	226	594	250	666
4	09/27/23	bk189	24	254	152	167	573	645	1624	9	180.44	-	175.17	=	5.28	254	594	278	666
5	10/04/23	180	32	183	240	156	579	675	2203	12	183.58	-	180.44	=	3.14	254	594	278	675
6	10/11/23	183	29	a183	a183	a183	549	636	2203	12	183.58	-	183.58	=	0.00	254	594	278	675
7	10/18/23	183	0				0	0	2203	12	183.58	-	183.58	=	0.00	254	594	278	675
8	10/25/23	183	0				0	0	2203	12	183.58	-	183.58	=	0.00	254	594	278	675
9	11/01/23	183	29	a183	a183	a183	549	636	2203	12	183.58	-	183.58	=	0.00	254	594	278	675
10	11/08/23	183	29	169	212	148	529	616	2732	15	182.13	-	183.58	=	-1.45	254	594	278	675
11	11/15/23	182	30	a182	170	149	501	591	3051	17	179.47	-	182.13	=	-2.66	254	594	278	675
12	11/29/23	179	32	204	183	228	615	711	3666	20	183.30	-	179.47	=	3.83	254	615	278	711
13	12/06/23	183	29	165	248	170	583	670	4249	23	184.74	-	183.30	=	1.44	254	615	278	711
14	12/13/23	184	28	a184	a184	a184	552	636	4249	23	184.74	-	184.74	=	0.00	254	615	278	711
15	12/20/23	184	28	206	184	181	571	655	4820	26	185.38	-	184.74	=	0.65	254	615	278	711
16	01/10/24	185	28	202	206	154	562	646	5382	29	185.59	-	185.38	=	0.20	254	615	278	711

End of 1st split

17	01/17/24	185	28	189	214	184	587	671	5969	32	186.53	-	185.59	=	0.95	254	615	278	711
18	01/24/24	186	27	177	208	209	594	675	6563	35	187.51	-	186.53	=	0.98	254	615	278	711
19	01/31/24	187	26	202	170	214	586	664	7149	38	188.13	-	187.51	=	0.62	254	615	278	711
20	02/07/24	188	25	183	171	226	580	655	7729	41	188.51	-	188.13	=	0.38	254	615	278	711
21	02/14/24	188	25	a188	a188	a188	564	639	7729	41	188.51	-	188.51	=	0.00	254	615	278	711
22	02/21/24	188	25	193	195	180	568	643	8297	44	188.57	-	188.51	=	0.06	254	615	278	711
23	02/28/24	188	25	184	178	180	542	617	8839	47	188.06	-	188.57	=	-0.50	254	615	278	711
24	03/06/24	188	25	214	235	169	618	693	9457	50	189.14	-	188.06	=	1.08	254	618	278	711
25	03/13/24	189	24	168	168	244	580	652	10037	53	189.38	-	189.14	=	0.24	254	618	278	711
26	03/20/24	189	24	231	190	173	594	666	10631	56	189.84	-	189.38	=	0.46	254	618	278	711
27	03/27/24	189	24	220	246	158	624	696	11255	59	190.76	-	189.84	=	0.92	254	624	278	711
28	04/03/24	190	24	213	183	151	547	619	11802	62	190.35	-	190.76	=	-0.41	254	624	278	711
29	04/10/24	190	24	175	167	190	532	604	12334	65	189.75	-	190.35	=	-0.60	254	624	278	711
30	04/17/24	189	24	138	137	193	468	540	12802	68	188.26	-	189.75	=	-1.49	254	624	278	711
31	04/24/24	188	25	182	153	141	476	551	13278	71	187.01	-	188.26	=	-1.25	254	624	278	711

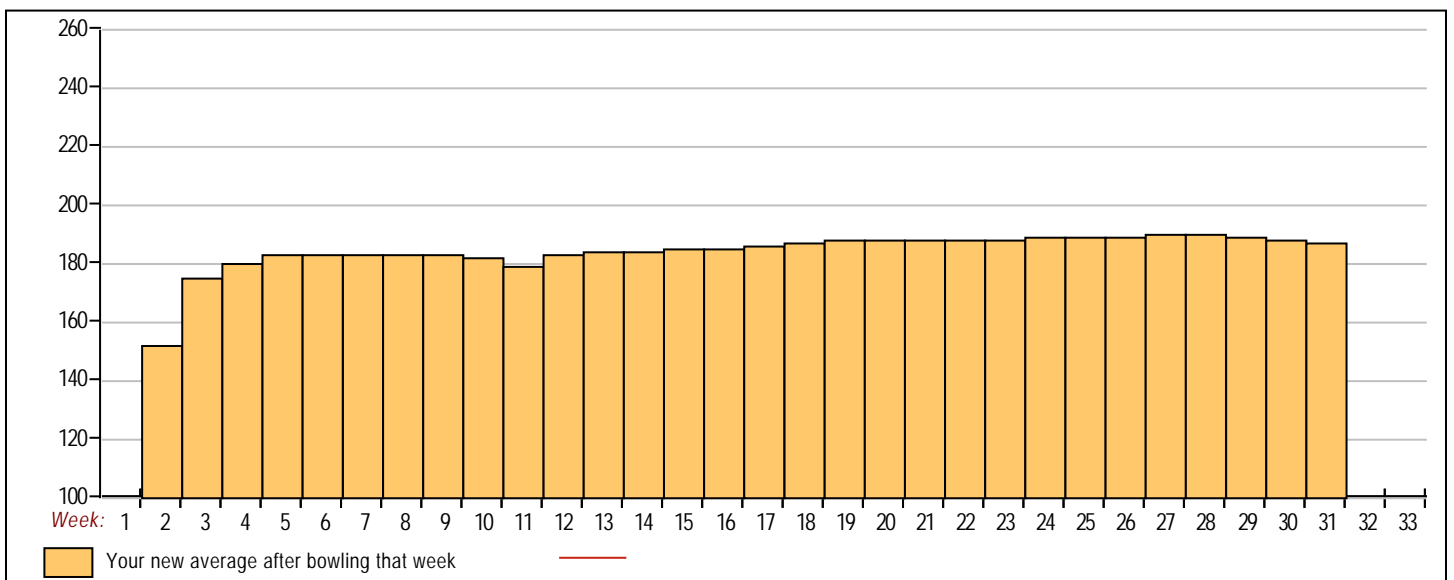


<u><100</u>	<u>100's</u>	<u>125's</u>	<u>150's</u>	<u>175's</u>	<u>200's</u>	<u>225's</u>	<u>250's</u>	<u>275's</u>	<u>300's</u>
	1	5	20	21	14	9	1		
<u><400</u>	<u>400's</u>	<u>450's</u>	<u>500's</u>	<u>550's</u>	<u>600's</u>	<u>650's</u>	<u>700's</u>	<u>750's</u>	<u>800's</u>
		3	4	13	3				

<u>Avg of Game 1</u>	<u>Avg of Game 2</u>	<u>Avg of Game 3</u>
188.57	190.58	181.96

High game of 254 on week 4 High series of 624 on week 27 High average of 190.76 after bowling week 27
 Low game of 119 on week 2 Low series of 457 on week 2 Low average of 152.33 after bowling week 2

High Scores by Game
 Game #1: 254 on week 4 Game #2: 248 on week 13 Game #3: 244 on week 25



Note: This report includes information through April 24 which is Week 31 of 33

Matt Garet's Bowling Record - Team 21: Team 21

Week No.	Bowling Date	Old Avg	Old HDCP	-			Total	HDCP Total	Pins	Gms	---Average Change---			High Game	High Sers	HDCP Game	HDCP Sers		
				-1-	-2-	-3-					New	Old	---> +/-						
1	09/06/23	bk217	2	214	226	212	652	658	652	3	217.33	-	0.00	=	217.33	226	652	228	658
2	09/13/23	bk217	2	254	157	187	598	604	1250	6	208.33	-	217.33	=	-9.00	254	652	256	658
3	09/20/23	bk217	2	a217	a217	a217	651	657	1250	6	208.33	-	208.33	=	0.00	254	652	256	658
4	09/27/23	bk217	2	275	225	204	704	710	1954	9	217.11	-	208.33	=	8.78	275	704	277	710
5	10/04/23	217	2	a217	a217	a217	651	657	1954	9	217.11	-	217.11	=	0.00	275	704	277	710
6	10/11/23	217	2	a217	a217	a217	651	657	1954	9	217.11	-	217.11	=	0.00	275	704	277	710
7	10/18/23	217	2	221	227	181	629	635	2583	12	215.25	-	217.11	=	-1.86	275	704	277	710
8	10/25/23	215	4	245	222	171	638	650	3221	15	214.73	-	215.25	=	-0.52	275	704	277	710
9	11/01/23	214	4	182	227	186	595	607	3816	18	212.00	-	214.73	=	-2.73	275	704	277	710
10	11/08/23	212	6	191	234	222	647	665	4463	21	212.52	-	212.00	=	0.52	275	704	277	710
11	11/15/23	212	6	247	189	187	623	641	5086	24	211.92	-	212.52	=	-0.61	275	704	277	710
12	11/29/23	211	7	183	260	237	680	701	5766	27	213.56	-	211.92	=	1.64	275	704	277	710
13	12/06/23	213	5	247	244	151	642	657	6408	30	213.60	-	213.56	=	0.04	275	704	277	710
14	12/13/23	213	5	226	161	212	599	614	7007	33	212.33	-	213.60	=	-1.27	275	704	277	710
15	12/20/23	212	6	190	161	202	553	571	7560	36	210.00	-	212.33	=	-2.33	275	704	277	710
16	01/10/24	210	8	217	226	247	690	714	8250	39	211.54	-	210.00	=	1.54	275	704	277	714

End of 1st split

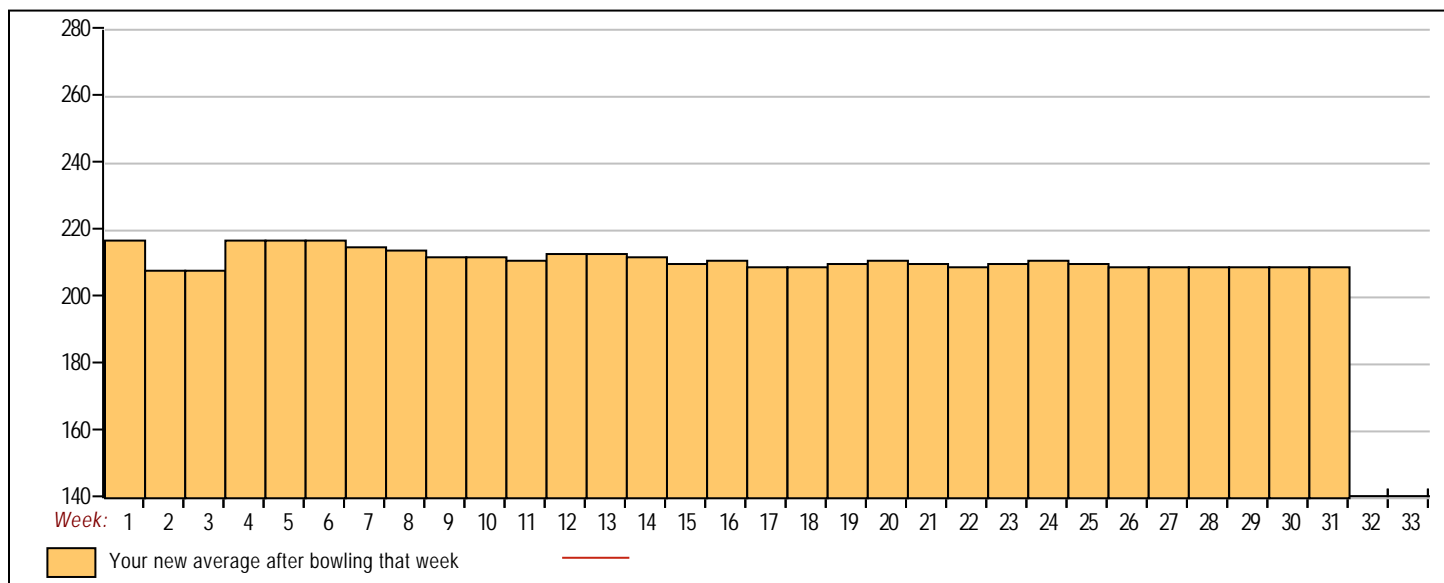
17	01/17/24	211	7	177	213	168	558	579	8808	42	209.71	-	211.54	=	-1.82	275	704	277	714
18	01/24/24	209	8	a209	a209	a209	627	651	8808	42	209.71	-	209.71	=	0.00	275	704	277	714
19	01/31/24	209	8	213	224	243	680	704	9488	45	210.84	-	209.71	=	1.13	275	704	277	714
20	02/07/24	210	8	245	215	184	644	668	10132	48	211.08	-	210.84	=	0.24	275	704	277	714
21	02/14/24	211	7	173	226	190	589	610	10721	51	210.22	-	211.08	=	-0.87	275	704	277	714
22	02/21/24	210	8	203	201	178	582	606	11303	54	209.31	-	210.22	=	-0.90	275	704	277	714
23	02/28/24	209	8	193	233	248	674	698	11977	57	210.12	-	209.31	=	0.81	275	704	277	714
24	03/06/24	210	8	255	236	235	726	750	12703	60	211.72	-	210.12	=	1.59	275	726	277	750
25	03/13/24	211	7	150	173	206	529	550	13232	63	210.03	-	211.72	=	-1.68	275	726	277	750
26	03/20/24	210	8	204	202	213	619	643	13851	66	209.86	-	210.03	=	-0.17	275	726	277	750
27	03/27/24	209	8	a209	a209	a209	627	651	13851	66	209.86	-	209.86	=	0.00	275	726	277	750
28	04/03/24	209	8	216	192	220	628	652	14479	69	209.84	-	209.86	=	-0.02	275	726	277	750
29	04/10/24	209	8	194	248	158	600	624	15079	72	209.43	-	209.84	=	-0.41	275	726	277	750
30	04/17/24	209	0				0	0	15079	72	209.43	-	209.43	=	0.00	275	726	277	750
31	04/24/24	209	8	226	200	237	663	687	15742	75	209.89	-	209.43	=	0.46	275	726	277	750

<100	100's	125's	150's	175's	200's	225's	250's	275's	300's
			10	16	22	23	3	1	
<400	400's	450's	500's	550's	600's	650's	700's	750's	800's
			1	7	9	6	2		

Avg of Game 1	Avg of Game 2	Avg of Game 3
213.64	212.88	203.16

High game of 275 on week 4 High series of 726 on week 24 High average of 217.33 after bowling week 1
 Low game of 150 on week 25 Low series of 529 on week 25 Low average of 208.33 after bowling week 2

High Scores by Game
 Game #1: 275 on week 4 Game #2: 260 on week 12 Game #3: 248 on week 23



Note: This report includes information through April 24 which is Week 31 of 33

Tom Diedrich's Bowling Record - Team 21: Team 21

Week No.	Bowling Date	Old Avg	Old HDCP	-1-	-2-	-3-	Total	HDCP Total	Pins	Gms	---Average Change---			High Game	High Sers	HDCP Game	HDCP Sers		
											New	Old	---> +/-						
6	10/11/23	bk205	0				0	0	0	0		-	0.00	=	0.00	0	0		
7	10/18/23	bk205	12	245	242	259	746	782	746	3	248.67	-	0.00	=	248.67	259	746	271	782
8	10/25/23	bk205	12	194	193	181	568	604	1314	6	219.00	-	248.67	=	-29.67	259	746	271	782
9	11/01/23	bk205	0				0	0	1314	6	219.00	-	219.00	=	0.00	259	746	271	782
10	11/08/23	bk205	0				0	0	1314	6	219.00	-	219.00	=	0.00	259	746	271	782
11	11/15/23	bk205	0				0	0	1314	6	219.00	-	219.00	=	0.00	259	746	271	782
12	11/29/23	bk205	0				0	0	1314	6	219.00	-	219.00	=	0.00	259	746	271	782
13	12/06/23	bk205	0				0	0	1314	6	219.00	-	219.00	=	0.00	259	746	271	782
14	12/13/23	bk205	0				0	0	1314	6	219.00	-	219.00	=	0.00	259	746	271	782
15	12/20/23	bk205	0				0	0	1314	6	219.00	-	219.00	=	0.00	259	746	271	782
16	01/10/24	bk205	0				0	0	1314	6	219.00	-	219.00	=	0.00	259	746	271	782

End of 1st split

17	01/17/24	bk205	0				0	0	1314	6	219.00	-	219.00	=	0.00	259	746	271	782
18	01/24/24	bk205	0				0	0	1314	6	219.00	-	219.00	=	0.00	259	746	271	782
19	01/31/24	bk205	0				0	0	1314	6	219.00	-	219.00	=	0.00	259	746	271	782
20	02/07/24	bk205	0				0	0	1314	6	219.00	-	219.00	=	0.00	259	746	271	782
21	02/14/24	bk205	0				0	0	1314	6	219.00	-	219.00	=	0.00	259	746	271	782
22	02/21/24	bk205	0				0	0	1314	6	219.00	-	219.00	=	0.00	259	746	271	782
23	02/28/24	bk205	0				0	0	1314	6	219.00	-	219.00	=	0.00	259	746	271	782
24	03/06/24	bk205	0				0	0	1314	6	219.00	-	219.00	=	0.00	259	746	271	782
25	03/13/24	bk205	0				0	0	1314	6	219.00	-	219.00	=	0.00	259	746	271	782
26	03/20/24	bk205	0				0	0	1314	6	219.00	-	219.00	=	0.00	259	746	271	782
27	03/27/24	bk205	0				0	0	1314	6	219.00	-	219.00	=	0.00	259	746	271	782
28	04/03/24	bk205	0				0	0	1314	6	219.00	-	219.00	=	0.00	259	746	271	782
29	04/10/24	bk205	0				0	0	1314	6	219.00	-	219.00	=	0.00	259	746	271	782
30	04/17/24	bk205	12	218	234	242	694	730	2008	9	223.11	-	219.00	=	4.11	259	746	271	782
31	04/24/24	223	0				0	0	2008	9	223.11	-	223.11	=	0.00	259	746	271	782



<u><100</u>	<u>100's</u>	<u>125's</u>	<u>150's</u>	<u>175's</u>	<u>200's</u>	<u>225's</u>	<u>250's</u>	<u>275's</u>	<u>300's</u>
				3	1	4	1		
<u><400</u>	<u>400's</u>	<u>450's</u>	<u>500's</u>	<u>550's</u>	<u>600's</u>	<u>650's</u>	<u>700's</u>	<u>750's</u>	<u>800's</u>
				1		1	1		

Avg of Game 1	Avg of Game 2	Avg of Game 3
219.00	223.00	227.33

High game of 259 on week 7 High series of 746 on week 7 High average of 248.67 after bowling week 7
 Low game of 181 on week 8 Low series of 568 on week 8 Low average of 219.00 after bowling week 8

High Scores by Game
 Game #1: 245 on week 7 Game #2: 242 on week 7 Game #3: 259 on week 7

