

Note: This report includes information through April 24 which is Week 31 of 33

Spencer Pon's Bowling Record - Team 17: I Thought This Was No-Tap

Table with columns: Week No., Bowling Date, Old Avg, Old HDCP, -1-, -2-, -3-, Total, HDCP Total, Pins, Gms, ---Average Change--- (New - Old ---> +/-), High Game, High Sers, HDCP Game, HDCP Sers. Rows 1-16.

End of 1st split

Table with columns: Week No., Bowling Date, Old Avg, Old HDCP, -1-, -2-, -3-, Total, HDCP Total, Pins, Gms, ---Average Change--- (New - Old ---> +/-), High Game, High Sers, HDCP Game, HDCP Sers. Rows 17-31.

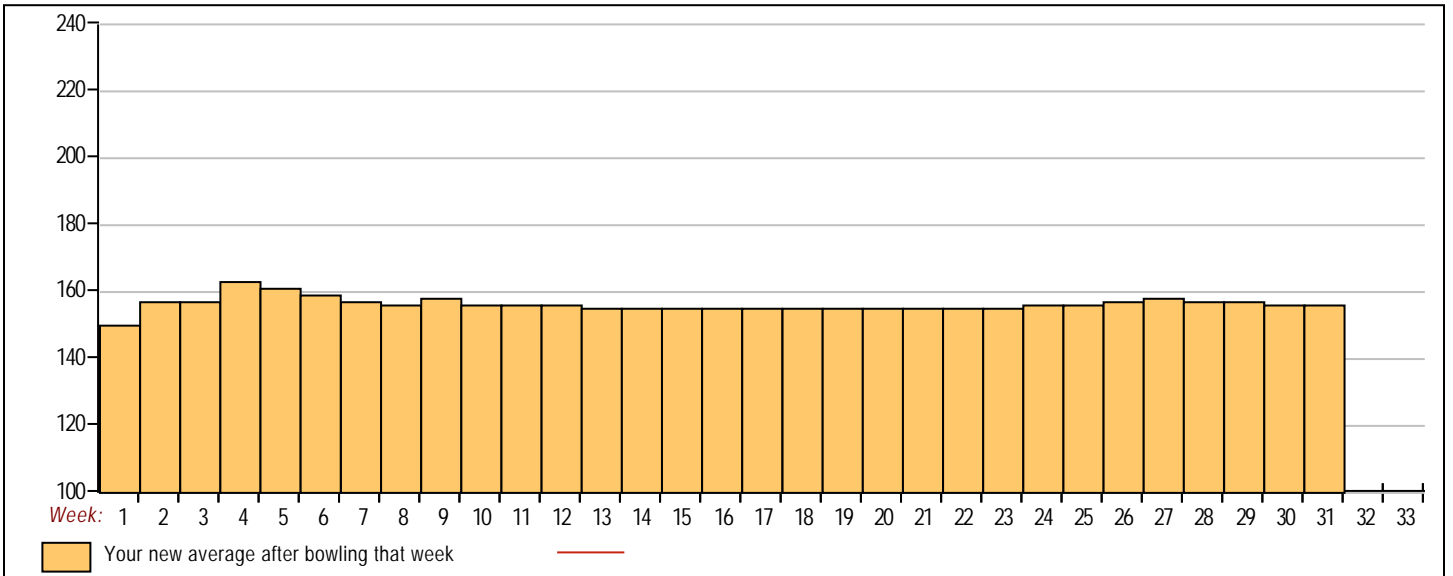


Summary table with columns: <100, 100's, 125's, 150's, 175's, 200's, 225's, 250's, 275's, 300's, <400, 400's, 450's, 500's, 550's, 600's, 650's, 700's, 750's, 800's.

Table with columns: Avg of Game 1 (151.94), Avg of Game 2 (157.29), Avg of Game 3 (160.18).

High game of 220 on week 26 High series of 528 on week 4 High average of 163.67 after bowling week 4
Low game of 114 on week 13 Low series of 419 on week 10 Low average of 150.67 after bowling week 1

High Scores by Game
Game #1: 195 on week 3 Game #2: 220 on week 26 Game #3: 202 on week 24



Note: This report includes information through April 24 which is Week 31 of 33

Kenneth Nip's Bowling Record - Team 17: I Thought This Was No-Tap

Week No.	Bowling Date	Old Avg	Old HDCP	-1-	-2-	-3-	Total	HDCP		---Average Change---			High Game	High Sers	HDCP Game	HDCP Sers
								Total	Pins	Gms	New - Old	---> +/-				
1	09/06/23	bk164	0				0	0	0	0	- 0.00 = 0.00	0	0			
2	09/13/23	bk164	0				0	0	0	0	- 0.00 = 0.00	0	0			
3	09/20/23	bk164	0				0	0	0	0	- 0.00 = 0.00	0	0			
4	09/27/23	bk164	0				0	0	0	0	- 0.00 = 0.00	0	0			
5	10/04/23	bk164	0				0	0	0	0	- 0.00 = 0.00	0	0			
6	10/11/23	bk164	0				0	0	0	0	- 0.00 = 0.00	0	0			
7	10/18/23	bk164	0				0	0	0	0	- 0.00 = 0.00	0	0			
8	10/25/23	bk164	0				0	0	0	0	- 0.00 = 0.00	0	0			
9	11/01/23	bk164	0				0	0	0	0	- 0.00 = 0.00	0	0			
10	11/08/23	bk164	0				0	0	0	0	- 0.00 = 0.00	0	0			
11	11/15/23	bk164	0				0	0	0	0	- 0.00 = 0.00	0	0			
12	11/29/23	bk164	0				0	0	0	0	- 0.00 = 0.00	0	0			
13	12/06/23	bk164	44	155	168	184	507	639	507	3	169.00 - 0.00 = 169.00	184	507	228	639	
14	12/13/23	bk164	44	129	192	145	466	598	973	6	162.17 - 169.00 = -6.83	192	507	236	639	
15	12/20/23	bk164	44	137	218	145	500	632	1473	9	163.67 - 162.17 = 1.50	218	507	262	639	
16	01/10/24	163	45	177	156	161	494	629	1967	12	163.92 - 163.67 = 0.25	218	507	262	639	

End of 1st split

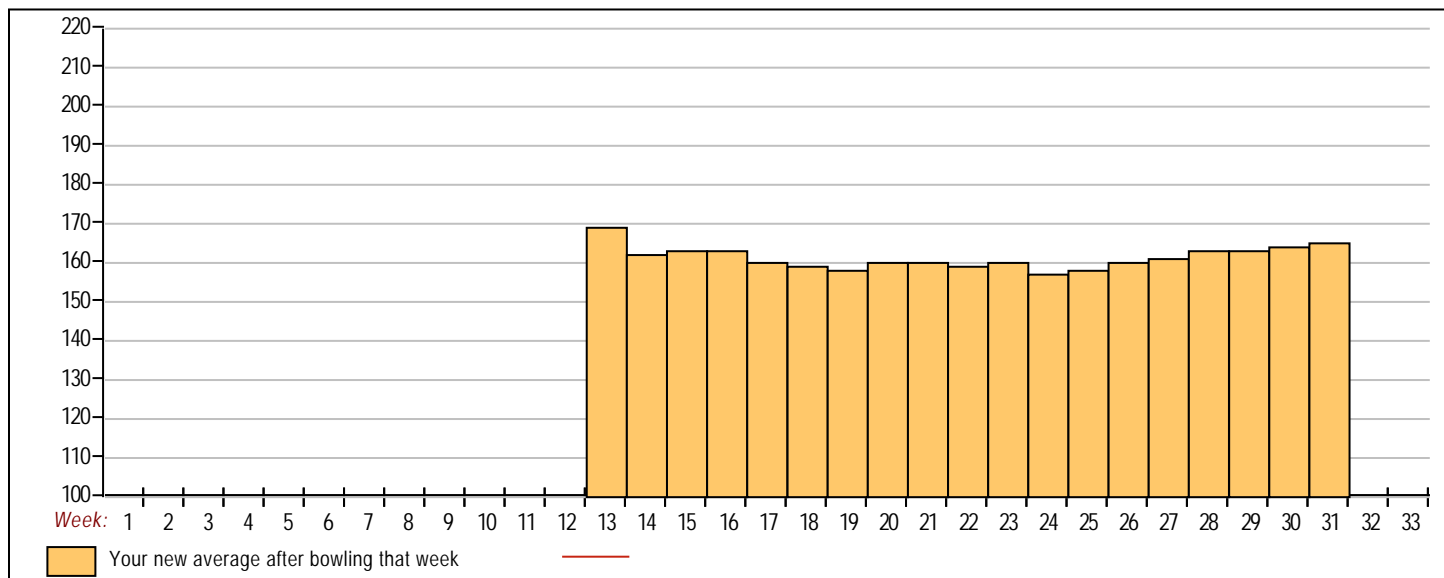
17	01/17/24	163	45	167	126	146	439	574	2406	15	160.40 - 163.92 = -3.52	218	507	262	639
18	01/24/24	160	48	144	155	159	458	602	2864	18	159.11 - 160.40 = -1.29	218	507	262	639
19	01/31/24	159	48	137	175	161	473	617	3337	21	158.90 - 159.11 = -0.21	218	507	262	639
20	02/07/24	158	49	167	202	156	525	672	3862	24	160.92 - 158.90 = 2.01	218	525	262	672
----- Week 21 was bowled after week 22 -----															
21	02/14/24	159	48	157	142	167	466	610	4328	27	160.92 - 0.00 = 160.92	218	525	262	672
Scores were bowled after week 22 for weeks: 21															
22	02/21/24	160	48	162	126	159	447	591	4775	30	159.17 - 160.92 = -1.75	218	525	262	672
23	02/28/24	159	48	197	160	160	517	661	5292	33	160.36 - 159.17 = 1.20	218	525	262	672
24	03/06/24	160	48	113	117	147	377	521	5669	36	157.47 - 160.36 = -2.89	218	525	262	672
25	03/13/24	157	50	135	205	160	500	650	6169	39	158.18 - 157.47 = 0.71	218	525	262	672
26	03/20/24	158	49	214	169	179	562	709	6731	42	160.26 - 158.18 = 2.08	218	562	263	709
27	03/27/24	160	48	157	143	214	514	658	7245	45	161.00 - 160.26 = 0.74	218	562	263	709
28	04/03/24	161	47	217	193	189	599	740	7844	48	163.42 - 161.00 = 2.42	218	599	264	740
29	04/10/24	163	45	161	165	166	492	627	8336	51	163.45 - 163.42 = 0.03	218	599	264	740
30	04/17/24	163	45	147	185	212	544	679	8880	54	164.44 - 163.45 = 0.99	218	599	264	740
31	04/24/24	164	44	216	160	150	526	658	9406	57	165.02 - 164.44 = 0.57	218	599	264	740

<100	100's	125's	150's	175's	200's	225's	250's	275's	300's
	2	14	24	9	8				
<400	400's	450's	500's	550's	600's	650's	700's	750's	800's
1	2	6	8	2					

Avg of Game 1: 162.58 Avg of Game 2: 166.16 Avg of Game 3: 166.32

High game of 218 on week 15 High series of 599 on week 28 High average of 169.00 after bowling week 13
 Low game of 113 on week 24 Low series of 377 on week 24 Low average of 157.47 after bowling week 24

High Scores by Game
 Game #1: 217 on week 28 Game #2: 218 on week 15 Game #3: 214 on week 27



Note: This report includes information through April 24 which is Week 31 of 33

Andrew Tsui's Bowling Record - Team 17: I Thought This Was No-Tap

Table with columns: Week No., Bowling Date, Old Avg, Old HDCP, -1-, -2-, -3-, Total, HDCP Total, Pins, Gms, ---Average Change--- (New - Old ---> +/-), High Game, High Sers, HDCP Game, HDCP Sers. Rows 1-16.

End of 1st split

Table with columns: Week No., Bowling Date, Old Avg, Old HDCP, -1-, -2-, -3-, Total, HDCP Total, Pins, Gms, ---Average Change--- (New - Old ---> +/-), High Game, High Sers, HDCP Game, HDCP Sers. Rows 17-31.

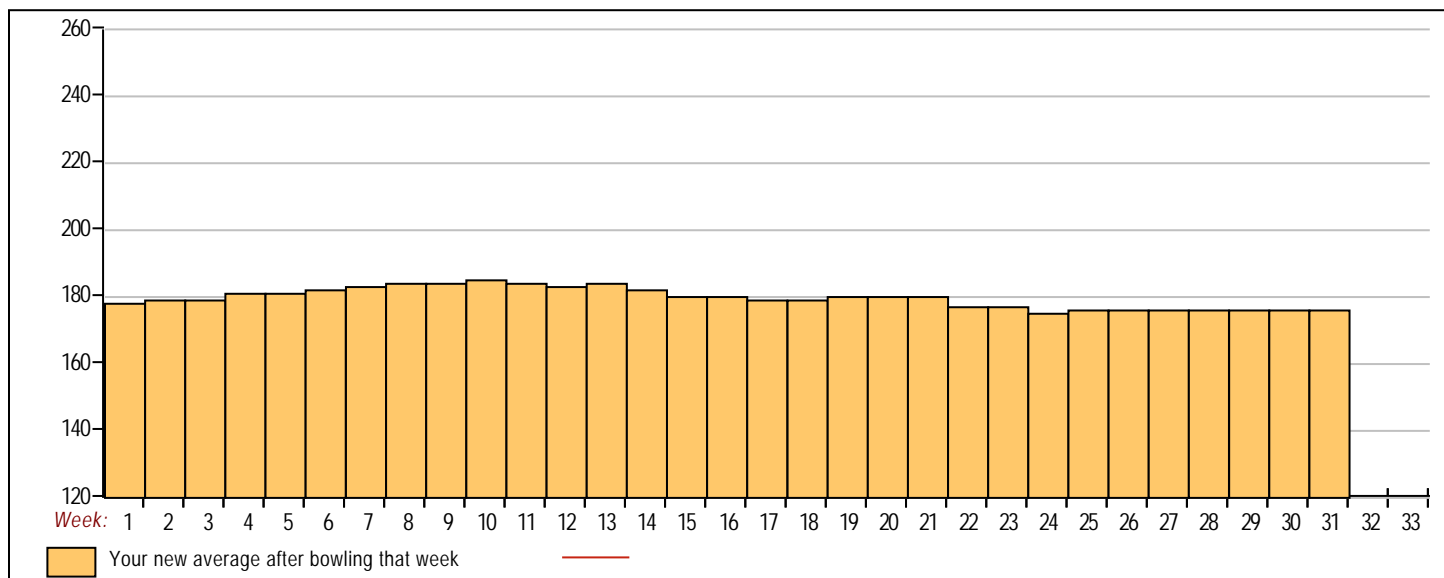


Summary table for score ranges: <100, 100's, 125's, 150's, 175's, 200's, 225's, 250's, 275's, 300's, <400, 400's, 450's, 500's, 550's, 600's, 650's, 700's, 750's, 800's.

Avg of Game 1: 179.10, Avg of Game 2: 173.97, Avg of Game 3: 175.03

High game of 254 on week 25, High series of 617 on week 13, High average of 185.07 after bowling week 10, Low game of 122 on week 17, Low series of 422 on week 24, Low average of 175.48 after bowling week 24

High Scores by Game: Game #1: 254 on week 25, Game #2: 233 on week 26, Game #3: 224 on week 4



Note: This report includes information through April 24 which is Week 31 of 33

Check Wong's Bowling Record - Team 17: I Thought This Was No-Tap

Week No.	Bowling Date	Old Avg	Old HDCP	-1-	-2-	-3-	Total	HDCP		---Average Change---			High Game	High Sers	HDCP Game	HDCP Sers			
								Total	Pins	Gms	New	Old					---> +/-		
1	09/06/23	bk167	0				0	0	0	0	-	0.00	=	0.00	0	0			
2	09/13/23	bk167	0				0	0	0	0	-	0.00	=	0.00	0	0			
3	09/20/23	bk167	0				0	0	0	0	-	0.00	=	0.00	0	0			
4	09/27/23	bk167	0				0	0	0	0	-	0.00	=	0.00	0	0			
5	10/04/23	bk167	0				0	0	0	0	-	0.00	=	0.00	0	0			
6	10/11/23	bk167	0				0	0	0	0	-	0.00	=	0.00	0	0			
7	10/18/23	bk167	0				0	0	0	0	-	0.00	=	0.00	0	0			
8	10/25/23	bk167	0				0	0	0	0	-	0.00	=	0.00	0	0			
9	11/01/23	bk167	0				0	0	0	0	-	0.00	=	0.00	0	0			
10	11/08/23	bk167	0				0	0	0	0	-	0.00	=	0.00	0	0			
11	11/15/23	bk167	42	189	178	163	530	656	530	3	176.67	-	0.00	=	176.67	189	530	231	656
12	11/29/23	bk167	42	180	157	156	493	619	1023	6	170.50	-	176.67	=	-6.17	189	530	231	656
13	12/06/23	bk167	0				0	0	1023	6	170.50	-	170.50	=	0.00	189	530	231	656
14	12/13/23	bk167	42	165	171	203	539	665	1562	9	173.56	-	170.50	=	3.06	203	539	245	665
15	12/20/23	173	0				0	0	1562	9	173.56	-	173.56	=	0.00	203	539	245	665
16	01/10/24	173	0				0	0	1562	9	173.56	-	173.56	=	0.00	203	539	245	665

End of 1st split

17	01/17/24	173	0				0	0	1562	9	173.56	-	173.56	=	0.00	203	539	245	665
18	01/24/24	173	0				0	0	1562	9	173.56	-	173.56	=	0.00	203	539	245	665
19	01/31/24	173	0				0	0	1562	9	173.56	-	173.56	=	0.00	203	539	245	665
20	02/07/24	173	37	146	174	162	482	593	2044	12	170.33	-	173.56	=	-3.22	203	539	245	665
21	02/14/24	170	0				0	0	2044	12	170.33	-	170.33	=	0.00	203	539	245	665
22	02/21/24	170	0				0	0	2044	12	170.33	-	170.33	=	0.00	203	539	245	665
23	02/28/24	170	0				0	0	2044	12	170.33	-	170.33	=	0.00	203	539	245	665
24	03/06/24	170	0				0	0	2044	12	170.33	-	170.33	=	0.00	203	539	245	665
25	03/13/24	170	0				0	0	2044	12	170.33	-	170.33	=	0.00	203	539	245	665
26	03/20/24	170	0				0	0	2044	12	170.33	-	170.33	=	0.00	203	539	245	665
27	03/27/24	170	0				0	0	2044	12	170.33	-	170.33	=	0.00	203	539	245	665
28	04/03/24	170	0				0	0	2044	12	170.33	-	170.33	=	0.00	203	539	245	665
29	04/10/24	170	0				0	0	2044	12	170.33	-	170.33	=	0.00	203	539	245	665
30	04/17/24	170	0				0	0	2044	12	170.33	-	170.33	=	0.00	203	539	245	665
31	04/24/24	170	40				0	0	2044	12	170.33	-	170.33	=	0.00	203	539	245	665

<100	100's	125's	150's	175's	200's	225's	250's	275's	300's
		1	7	3	1				
<400	400's	450's	500's	550's	600's	650's	700's	750's	800's
		2	2						

Avg of Game 1	Avg of Game 2	Avg of Game 3
170.00	170.00	171.00

High game of 203 on week 14 High series of 539 on week 14 High average of 176.67 after bowling week 11
 Low game of 146 on week 20 Low series of 482 on week 20 Low average of 170.33 after bowling week 20

High Scores by Game
 Game #1: 189 on week 11 Game #2: 178 on week 11 Game #3: 203 on week 14

