

Note: This report includes information through April 24 which is Week 31 of 33

David Chan's Bowling Record - Team 14: Yong Shi

Week No.	Bowling Date	Old Avg	Old HDCP	Score			Total	HDCP Total	Pins	Gms	---Average Change---			High Game	High Sers	HDCP Game	HDCP Sers		
				-1-	-2-	-3-					New	Old	---> +/-						
1	09/06/23	bk143	61	160	172	133	465	648	465	3	155.00	-	0.00	=	155.00	172	465	233	648
2	09/13/23	bk143	61	164	160	115	439	622	904	6	150.67	-	155.00	=	-4.33	172	465	233	648
3	09/20/23	bk143	61	132	117	121	370	553	1274	9	141.56	-	150.67	=	-9.11	172	465	233	648
4	09/27/23	141	63	129	114	147	390	579	1664	12	138.67	-	141.56	=	-2.89	172	465	233	648
5	10/04/23	138	65	134	124	153	411	606	2075	15	138.33	-	138.67	=	-0.33	172	465	233	648
6	10/11/23	138	65	123	168	142	433	628	2508	18	139.33	-	138.33	=	1.00	172	465	233	648
7	10/18/23	139	64	142	136	149	427	619	2935	21	139.76	-	139.33	=	0.43	172	465	233	648
8	10/25/23	139	64	144	146	138	428	620	3363	24	140.13	-	139.76	=	0.36	172	465	233	648
9	11/01/23	140	64	130	144	173	447	639	3810	27	141.11	-	140.13	=	0.99	173	465	237	648
10	11/08/23	141	63	145	173	132	450	639	4260	30	142.00	-	141.11	=	0.89	173	465	237	648
11	11/15/23	142	62	124	136	148	408	594	4668	33	141.45	-	142.00	=	-0.55	173	465	237	648
12	11/29/23	141	63	130	126	156	412	601	5080	36	141.11	-	141.45	=	-0.34	173	465	237	648
13	12/06/23	141	63	152	161	153	466	655	5546	39	142.21	-	141.11	=	1.09	173	466	237	655
14	12/13/23	142	62	137	175	152	464	650	6010	42	143.10	-	142.21	=	0.89	175	466	237	655
15	12/20/23	143	61	151	179	139	469	652	6479	45	143.98	-	143.10	=	0.88	179	469	240	655
16	01/10/24	143	61	131	134	125	390	573	6869	48	143.10	-	143.98	=	-0.87	179	469	240	655

End of 1st split

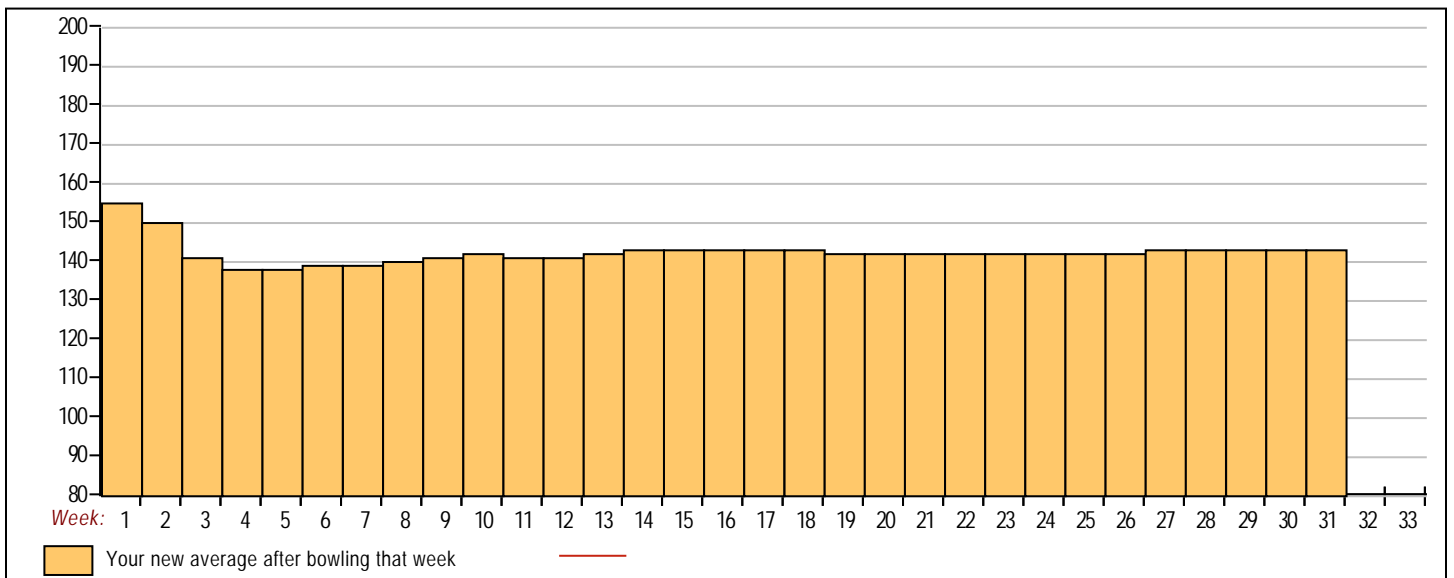
17	01/17/24	143	61	177	156	120	453	636	7322	51	143.57	-	143.10	=	0.46	179	469	240	655
18	01/24/24	143	61	112	149	158	419	602	7741	54	143.35	-	143.57	=	-0.22	179	469	240	655
19	01/31/24	143	61	110	147	145	402	585	8143	57	142.86	-	143.35	=	-0.49	179	469	240	655
20	02/07/24	142	62	113	157	109	379	565	8522	60	142.03	-	142.86	=	-0.83	179	469	240	655
21	02/14/24	142	62	143	138	147	428	614	8950	63	142.06	-	142.03	=	0.03	179	469	240	655
22	02/21/24	142	62	160	122	150	432	618	9382	66	142.15	-	142.06	=	0.09	179	469	240	655
23	02/28/24	142	62	165	151	150	466	652	9848	69	142.72	-	142.15	=	0.57	179	469	240	655
24	03/06/24	142	62	123	143	147	413	599	10261	72	142.51	-	142.72	=	-0.21	179	469	240	655
25	03/13/24	142	62	155	119	158	432	618	10693	75	142.57	-	142.51	=	0.06	179	469	240	655
26	03/20/24	142	62	130	163	146	439	625	11132	78	142.72	-	142.57	=	0.14	179	469	240	655
27	03/27/24	142	62	178	131	167	476	662	11608	81	143.31	-	142.72	=	0.59	179	476	240	662
28	04/03/24	143	0				0	0	11608	81	143.31	-	143.31	=	0.00	179	476	240	662
29	04/10/24	143	61	171	173	120	464	647	12072	84	143.71	-	143.31	=	0.41	179	476	240	662
30	04/17/24	143	61	131	169	155	455	638	12527	87	143.99	-	143.71	=	0.27	179	476	240	662
31	04/24/24	143	61	103	148	145	396	579	12923	90	143.59	-	143.99	=	-0.40	179	476	240	662

<u><100</u>	<u>100's</u>	<u>125's</u>	<u>150's</u>	<u>175's</u>	<u>200's</u>	<u>225's</u>	<u>250's</u>	<u>275's</u>	<u>300's</u>
	17	39	30	4					
<u><400</u>	<u>400's</u>	<u>450's</u>	<u>500's</u>	<u>550's</u>	<u>600's</u>	<u>650's</u>	<u>700's</u>	<u>750's</u>	<u>800's</u>
5	15	10							

<u>Avg of Game 1</u>	<u>Avg of Game 2</u>	<u>Avg of Game 3</u>
139.97	147.70	143.10

High game of 179 on week 15 High series of 476 on week 27 High average of 155.00 after bowling week 1
 Low game of 103 on week 31 Low series of 370 on week 3 Low average of 138.33 after bowling week 5

High Scores by Game
 Game #1: 178 on week 27 Game #2: 179 on week 15 Game #3: 173 on week 9



Note: This report includes information through April 24 which is Week 31 of 33

Louis Chan's Bowling Record - Team 14: Yong Shi

Week No.	Bowling Date	Old Avg	Old HDCP	-			Total	HDCP Total	Pins	Gms	---Average Change---			High Game	High Sers	HDCP Game	HDCP Sers		
				-1-	-2-	-3-					New	Old	---> +/-						
1	09/06/23	bk149	56	128	193	144	465	633	465	3	155.00	-	0.00	=	155.00	193	465	249	633
2	09/13/23	bk149	0				0	0	465	3	155.00	-	155.00	=	0.00	193	465	249	633
3	09/20/23	bk149	56	145	142	153	440	608	905	6	150.83	-	155.00	=	-4.17	193	465	249	633
4	09/27/23	bk149	56	158	138	165	461	629	1366	9	151.78	-	150.83	=	0.94	193	465	249	633
5	10/04/23	151	55	151	115	116	382	547	1748	12	145.67	-	151.78	=	-6.11	193	465	249	633
6	10/11/23	145	60	156	126	175	457	637	2205	15	147.00	-	145.67	=	1.33	193	465	249	637
7	10/18/23	147	58	140	180	144	464	638	2669	18	148.28	-	147.00	=	1.28	193	465	249	638
8	10/25/23	148	57	147	191	147	485	656	3154	21	150.19	-	148.28	=	1.91	193	485	249	656
9	11/01/23	150	56	121	134	148	403	571	3557	24	148.21	-	150.19	=	-1.98	193	485	249	656
10	11/08/23	148	57	185	221	167	573	744	4130	27	152.96	-	148.21	=	4.75	221	573	278	744
11	11/15/23	152	54	168	135	168	471	633	4601	30	153.37	-	152.96	=	0.40	221	573	278	744
12	11/29/23	153	53	161	167	170	498	657	5099	33	154.52	-	153.37	=	1.15	221	573	278	744
13	12/06/23	154	52	165	124	143	432	588	5531	36	153.64	-	154.52	=	-0.88	221	573	278	744
14	12/13/23	153	53	157	135	159	451	610	5982	39	153.38	-	153.64	=	-0.25	221	573	278	744
15	12/20/23	153	53	133	105	140	378	537	6360	42	151.43	-	153.38	=	-1.96	221	573	278	744
16	01/10/24	151	55	147	131	124	402	567	6762	45	150.27	-	151.43	=	-1.16	221	573	278	744

End of 1st split

17	01/17/24	150	56	170	128	120	418	586	7180	48	149.58	-	150.27	=	-0.68	221	573	278	744
18	01/24/24	149	56	161	164	148	473	641	7653	51	150.06	-	149.58	=	0.48	221	573	278	744
19	01/31/24	150	56	145	159	144	448	616	8101	54	150.02	-	150.06	=	-0.04	221	573	278	744
20	02/07/24	150	56	127	207	163	497	665	8598	57	150.84	-	150.02	=	0.82	221	573	278	744
21	02/14/24	150	56	171	130	117	418	586	9016	60	150.27	-	150.84	=	-0.58	221	573	278	744
22	02/21/24	150	56	180	169	103	452	620	9468	63	150.29	-	150.27	=	0.02	221	573	278	744
23	02/28/24	150	56	143	172	114	429	597	9897	66	149.95	-	150.29	=	-0.33	221	573	278	744
24	03/06/24	149	56	146	149	145	440	608	10337	69	149.81	-	149.95	=	-0.14	221	573	278	744
25	03/13/24	149	56	152	147	135	434	602	10771	72	149.60	-	149.81	=	-0.21	221	573	278	744
26	03/20/24	149	56	164	145	126	435	603	11206	75	149.41	-	149.60	=	-0.18	221	573	278	744
27	03/27/24	149	56	124	177	166	467	635	11673	78	149.65	-	149.41	=	0.24	221	573	278	744
28	04/03/24	149	56	134	147	158	439	607	12112	81	149.53	-	149.65	=	-0.12	221	573	278	744
29	04/10/24	149	56	120	79	131	330	498	12442	84	148.12	-	149.53	=	-1.41	221	573	278	744
30	04/17/24	148	57	129	146	139	414	585	12856	87	147.77	-	148.12	=	-0.35	221	573	278	744
31	04/24/24	147	58	153	128	116	397	571	13253	90	147.26	-	147.77	=	-0.51	221	573	278	744

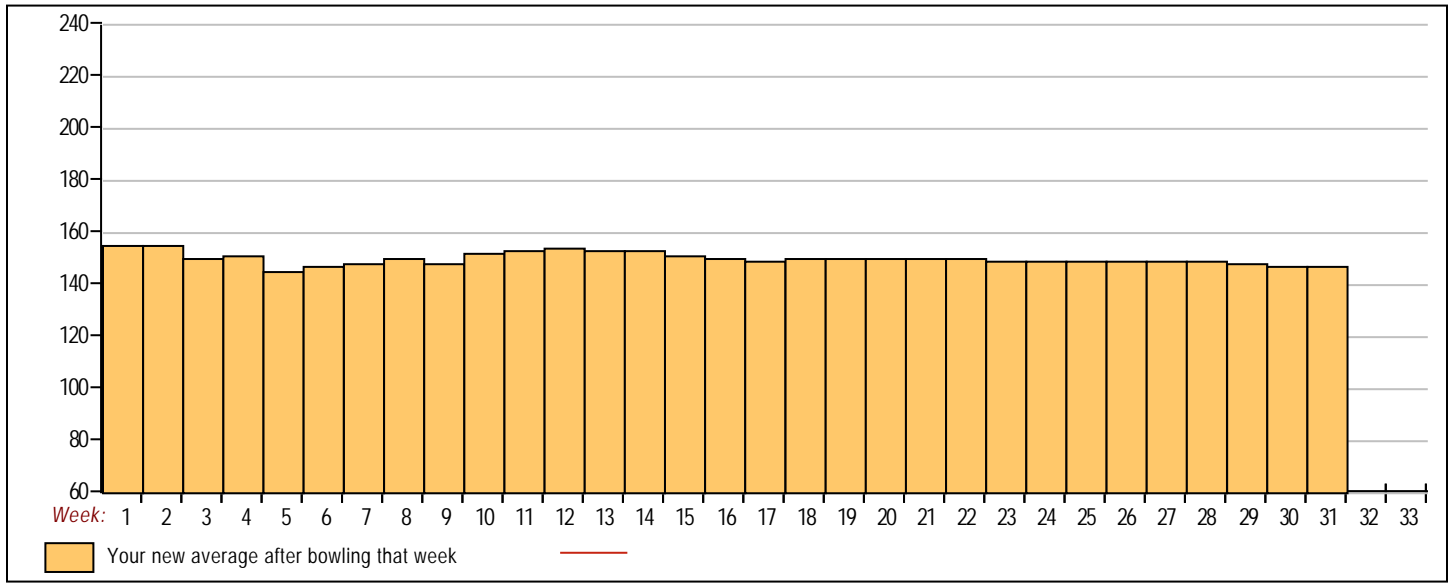


<u><100</u>	<u>100's</u>	<u>125's</u>	<u>150's</u>	<u>175's</u>	<u>200's</u>	<u>225's</u>	<u>250's</u>	<u>275's</u>	<u>300's</u>
1	13	40	27	7	2				
<u><400</u>	<u>400's</u>	<u>450's</u>	<u>500's</u>	<u>550's</u>	<u>600's</u>	<u>650's</u>	<u>700's</u>	<u>750's</u>	<u>800's</u>
4	13	12		1					

<u>Avg of Game 1</u>	<u>Avg of Game 2</u>	<u>Avg of Game 3</u>
149.37	149.47	142.93

High game of 221 on week 10 High series of 573 on week 10 High average of 155.00 after bowling week 1
 Low game of 79 on week 29 Low series of 330 on week 29 Low average of 145.67 after bowling week 5

High Scores by Game
 Game #1: 185 on week 10 Game #2: 221 on week 10 Game #3: 175 on week 6



Note: This report includes information through April 24 which is Week 31 of 33

Rick Moy's Bowling Record - Team 14: Yong Shi

Week No.	Bowling Date	Old Avg	Old HDCP	-1- -2- -3-			Total	HDCP Total	Pins	Gms	---Average Change---			High Game	High Sers	HDCP Game	HDCP Sers
				-1-	-2-	-3-					New	Old	---> +/-				
1	09/06/23	bk174	36	135	178	198	511	619	511	3	170.33	- 0.00	= 170.33	198	511	234	619
2	09/13/23	bk174	36	160	206	179	545	653	1056	6	176.00	- 170.33	= 5.67	206	545	242	653
3	09/20/23	bk174	36	174	167	158	499	607	1555	9	172.78	- 176.00	= -3.22	206	545	242	653
4	09/27/23	172	38	171	167	132	470	584	2025	12	168.75	- 172.78	= -4.03	206	545	242	653
5	10/04/23	168	41	170	161	136	467	590	2492	15	166.13	- 168.75	= -2.62	206	545	242	653
6	10/11/23	166	43	168	140	191	499	628	2991	18	166.17	- 166.13	= 0.03	206	545	242	653
7	10/18/23	166	43	158	180	194	532	661	3523	21	167.76	- 166.17	= 1.60	206	545	242	661
8	10/25/23	167	42	150	205	178	533	659	4056	24	169.00	- 167.76	= 1.24	206	545	247	661
9	11/01/23	169	40	142	148	156	446	566	4502	27	166.74	- 169.00	= -2.26	206	545	247	661
10	11/08/23	166	43	262	147	169	578	707	5080	30	169.33	- 166.74	= 2.59	262	578	305	707
11	11/15/23	169	40	150	190	183	523	643	5603	33	169.79	- 169.33	= 0.45	262	578	305	707
12	11/29/23	169	40	160	168	184	512	632	6115	36	169.86	- 169.79	= 0.07	262	578	305	707
13	12/06/23	169	40	167	192	156	515	635	6630	39	170.00	- 169.86	= 0.14	262	578	305	707
14	12/13/23	170	40	182	156	178	516	636	7146	42	170.14	- 170.00	= 0.14	262	578	305	707
15	12/20/23	170	40	188	177	196	561	681	7707	45	171.27	- 170.14	= 1.12	262	578	305	707
16	01/10/24	171	39	165	189	215	569	686	8276	48	172.42	- 171.27	= 1.15	262	578	305	707

End of 1st split

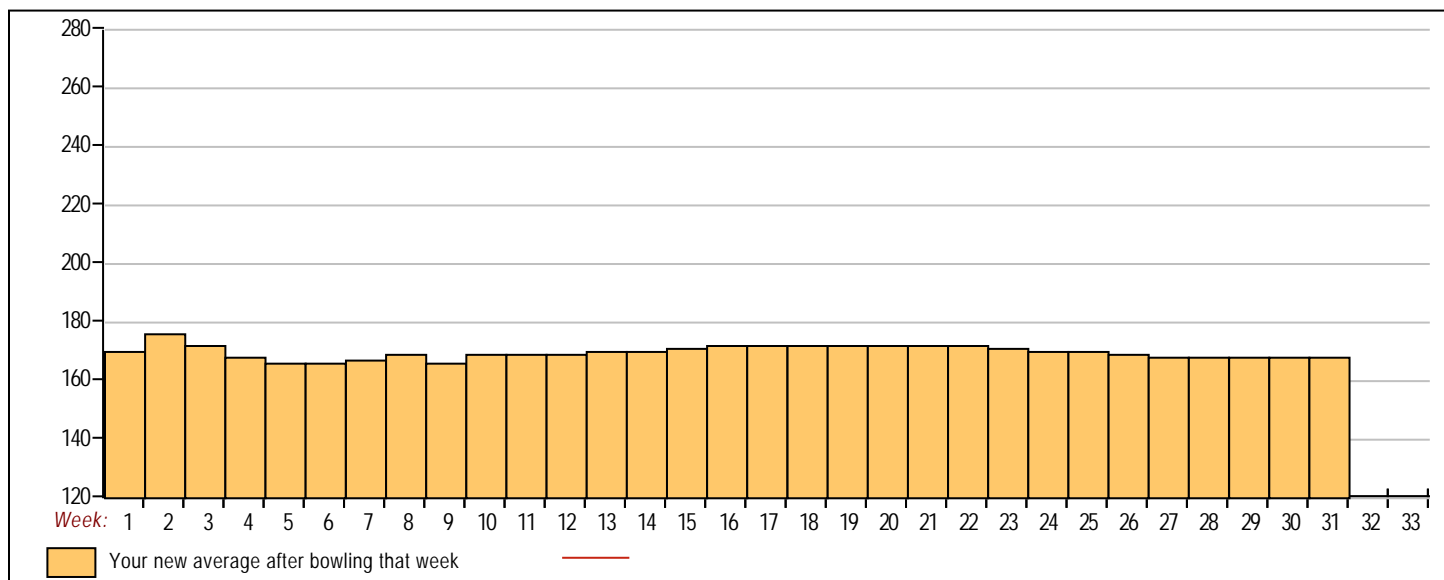
17	01/17/24	172	38	161	171	a172	504	618	8608	50	172.16	- 172.42	= -0.26	262	578	305	707
18	01/24/24	172	38	a172	a172	a172	516	630	8608	50	172.16	- 172.16	= 0.00	262	578	305	707
19	01/31/24	172	38	a172	a172	a172	516	630	8608	50	172.16	- 172.16	= 0.00	262	578	305	707
20	02/07/24	172	0				0	0	8608	50	172.16	- 172.16	= 0.00	262	578	305	707
21	02/14/24	172	0				0	0	8608	50	172.16	- 172.16	= 0.00	262	578	305	707
22	02/21/24	172	0				0	0	8608	50	172.16	- 172.16	= 0.00	262	578	305	707
23	02/28/24	172	38	198	150	149	497	611	9105	53	171.79	- 172.16	= -0.37	262	578	305	707
24	03/06/24	171	39	151	152	158	461	578	9566	56	170.82	- 171.79	= -0.97	262	578	305	707
25	03/13/24	170	40	135	204	161	500	620	10066	59	170.61	- 170.82	= -0.21	262	578	305	707
26	03/20/24	170	40	167	149	123	439	559	10505	62	169.44	- 170.61	= -1.17	262	578	305	707
27	03/27/24	169	40	191	155	132	478	598	10983	65	168.97	- 169.44	= -0.47	262	578	305	707
28	04/03/24	168	41	189	159	139	487	610	11470	68	168.68	- 168.97	= -0.29	262	578	305	707
29	04/10/24	168	41	179	173	170	522	645	11992	71	168.90	- 168.68	= 0.22	262	578	305	707
30	04/17/24	168	41	176	170	166	512	635	12504	74	168.97	- 168.90	= 0.07	262	578	305	707
31	04/24/24	168	41	123	201	129	453	576	12957	77	168.27	- 168.97	= -0.70	262	578	305	707

<100	100's	125's	150's	175's	200's	225's	250's	275's	300's
	2	13	34	22	5		1		
<400	400's	450's	500's	550's	600's	650's	700's	750's	800's
	2	9	11	3					

Avg of Game 1	Avg of Game 2	Avg of Game 3
168.15	171.35	165.20

High game of 262 on week 10 High series of 578 on week 10 High average of 176.00 after bowling week 2
 Low game of 123 on week 26 Low series of 439 on week 26 Low average of 166.13 after bowling week 5

High Scores by Game
 Game #1: 262 on week 10 Game #2: 206 on week 2 Game #3: 215 on week 16



Note: This report includes information through April 24 which is Week 31 of 33

Linda Chan's Bowling Record - Team 14: Yong Shi

Week No.	Bowling Date	Old Avg	Old HDCP	-1-	-2-	-3-	Total	HDCP Total	Pins	Gms	---Average Change---			High Game	High Sers	HDCP Game	HDCP Sers		
											New	Old	---> +/-						
1	09/06/23	bk109	0				0	0	0	0	-	0.00	=	0.00	0	0			
2	09/13/23	bk109	88	93	78	121	292	556	292	3	97.33	-	0.00	=	97.33	121	292	209	556
3	09/20/23	bk109	0				0	0	292	3	97.33	-	97.33	=	0.00	121	292	209	556
4	09/27/23	bk109	0				0	0	292	3	97.33	-	97.33	=	0.00	121	292	209	556
5	10/04/23	bk109	0				0	0	292	3	97.33	-	97.33	=	0.00	121	292	209	556
6	10/11/23	bk109	0				0	0	292	3	97.33	-	97.33	=	0.00	121	292	209	556
7	10/18/23	bk109	0				0	0	292	3	97.33	-	97.33	=	0.00	121	292	209	556
8	10/25/23	bk109	0				0	0	292	3	97.33	-	97.33	=	0.00	121	292	209	556
9	11/01/23	bk109	0				0	0	292	3	97.33	-	97.33	=	0.00	121	292	209	556
10	11/08/23	bk109	0				0	0	292	3	97.33	-	97.33	=	0.00	121	292	209	556
11	11/15/23	bk109	0				0	0	292	3	97.33	-	97.33	=	0.00	121	292	209	556
12	11/29/23	bk109	0				0	0	292	3	97.33	-	97.33	=	0.00	121	292	209	556
13	12/06/23	bk109	0				0	0	292	3	97.33	-	97.33	=	0.00	121	292	209	556
14	12/13/23	bk109	0				0	0	292	3	97.33	-	97.33	=	0.00	121	292	209	556
15	12/20/23	bk109	0				0	0	292	3	97.33	-	97.33	=	0.00	121	292	209	556
16	01/10/24	bk109	0				0	0	292	3	97.33	-	97.33	=	0.00	121	292	209	556

End of 1st split

17	01/17/24	bk109	0				0	0	292	3	97.33	-	97.33	=	0.00	121	292	209	556
18	01/24/24	bk109	0				0	0	292	3	97.33	-	97.33	=	0.00	121	292	209	556
19	01/31/24	bk109	0				0	0	292	3	97.33	-	97.33	=	0.00	121	292	209	556
20	02/07/24	bk109	88	146	101	109	356	620	648	6	108.00	-	97.33	=	10.67	146	356	234	620
21	02/14/24	bk109	88	75	86	103	264	528	912	9	101.33	-	108.00	=	-6.67	146	356	234	620
22	02/21/24	101	95	83	125	82	290	575	1202	12	100.17	-	101.33	=	-1.17	146	356	234	620
23	02/28/24	100	0				0	0	1202	12	100.17	-	100.17	=	0.00	146	356	234	620
24	03/06/24	100	0				0	0	1202	12	100.17	-	100.17	=	0.00	146	356	234	620
25	03/13/24	100	0				0	0	1202	12	100.17	-	100.17	=	0.00	146	356	234	620
26	03/20/24	100	0				0	0	1202	12	100.17	-	100.17	=	0.00	146	356	234	620
27	03/27/24	100	0				0	0	1202	12	100.17	-	100.17	=	0.00	146	356	234	620
28	04/03/24	100	96	80	126	109	315	603	1517	15	101.13	-	100.17	=	0.97	146	356	234	620
29	04/10/24	101	0				0	0	1517	15	101.13	-	101.13	=	0.00	146	356	234	620
30	04/17/24	101	0				0	0	1517	15	101.13	-	101.13	=	0.00	146	356	234	620
31	04/24/24	101	95				0	0	1517	15	101.13	-	101.13	=	0.00	146	356	234	620

<u><100</u>	<u>100's</u>	<u>125's</u>	<u>150's</u>	<u>175's</u>	<u>200's</u>	<u>225's</u>	<u>250's</u>	<u>275's</u>	<u>300's</u>
7	5	3							
<u><400</u>	<u>400's</u>	<u>450's</u>	<u>500's</u>	<u>550's</u>	<u>600's</u>	<u>650's</u>	<u>700's</u>	<u>750's</u>	<u>800's</u>
5									

<u>Avg of Game 1</u>	<u>Avg of Game 2</u>	<u>Avg of Game 3</u>
95.40	103.20	104.80

High game of 146 on week 20 High series of 356 on week 20 High average of 108.00 after bowling week 20
 Low game of 75 on week 21 Low series of 264 on week 21 Low average of 97.33 after bowling week 2

High Scores by Game
 Game #1: 146 on week 20 Game #2: 126 on week 28 Game #3: 121 on week 2

