

Note: This report includes information through April 24 which is Week 31 of 33

Chavo Rodriguez's Bowling Record - Team 13: Bowludos

Week No.	Bowling Date	Old Avg	Old HDCP	-1- -2- -3-			Total	HDCP Total	Pins	Gms	---Average Change---			High Game	High Sers	HDCP Game	HDCP Sers
											New - Old	---> +/-					
1	09/06/23	bk156	51	143	163	110	416	569	416	3	138.67	- 0.00	= 138.67	163	416	214	569
2	09/13/23	bk156	0				0	0	416	3	138.67	- 138.67	= 0.00	163	416	214	569
3	09/20/23	bk156	51	187	129	101	417	570	833	6	138.83	- 138.67	= 0.17	187	417	238	570
4	09/27/23	bk156	51	130	144	160	434	587	1267	9	140.78	- 138.83	= 1.94	187	434	238	587
5	10/04/23	146	0				0	0	1267	9	140.78	- 140.78	= 0.00	187	434	238	587
6	10/11/23	146	0				0	0	1267	9	140.78	- 140.78	= 0.00	187	434	238	587
7	10/18/23	146	59	122	94	150	366	543	1633	12	136.08	- 140.78	= -4.69	187	434	238	587
8	10/25/23	146	59	179	120	161	460	637	2093	15	139.53	- 136.08	= 3.45	187	460	238	637
---- Week 9 was bowled after week 13 ----																	
9	11/01/23	146	59	a146	a146	a146	420	597	2093	15	139.53	- 0.00	= 139.53	187	460	238	637
10	11/08/23	146	59	133	139	145	417	594	2510	18	139.44	- 139.53	= -0.09	187	460	238	637
11	11/15/23	146	59	170	147	130	447	624	2957	21	140.81	- 139.44	= 1.37	187	460	238	637
12	11/29/23	146	59	153	170	167	490	667	3447	24	143.63	- 140.81	= 2.82	187	490	238	667
Scores were bowled after week 13 for weeks: 9																	
13	12/06/23	146	59	159	171	148	478	655	3925	27	145.37	- 143.63	= 1.75	187	490	238	667
14	12/13/23	146	59	120	187	212	519	696	4444	30	148.13	- 145.37	= 2.76	212	519	271	696
15	12/20/23	148	57	190	164	172	526	697	4970	33	150.61	- 148.13	= 2.47	212	526	271	697
16	01/10/24	158	49	109	144	190	443	590	5413	36	150.36	- 150.61	= -0.24	212	526	271	697

End of 1st split

17	01/17/24	158	49	148	181	156	485	632	5898	39	151.23	- 150.36	= 0.87	212	526	271	697
18	01/24/24	158	49	95	119	132	346	493	6244	42	148.67	- 151.23	= -2.56	212	526	271	697
19	01/31/24	158	49	a158	a158	157	473	620	6401	43	148.86	- 148.67	= 0.19	212	526	271	697
20	02/07/24	158	49	140	168	134	442	589	6843	46	148.76	- 148.86	= -0.10	212	526	271	697
21	02/14/24	158	49	154	166	131	451	598	7294	49	148.86	- 148.76	= 0.10	212	526	271	697
22	02/21/24	158	49	107	131	193	431	578	7725	52	148.56	- 148.86	= -0.30	212	526	271	697
23	02/28/24	158	49	148	142	117	407	554	8132	55	147.85	- 148.56	= -0.70	212	526	271	697
24	03/06/24	158	49	131	141	124	396	543	8528	58	147.03	- 147.85	= -0.82	212	526	271	697
25	03/13/24	158	49	129	119	106	354	501	8882	61	145.61	- 147.03	= -1.43	212	526	271	697
26	03/20/24	158	49	113	109	163	385	532	9267	64	144.80	- 145.61	= -0.81	212	526	271	697
27	03/27/24	158	49	112	126	109	347	494	9614	67	143.49	- 144.80	= -1.30	212	526	271	697
28	04/03/24	158	49	124	123	143	390	537	10004	70	142.91	- 143.49	= -0.58	212	526	271	697
29	04/10/24	158	49	182	153	140	475	622	10479	73	143.55	- 142.91	= 0.63	212	526	271	697
30	04/17/24	158	49	151	126	114	391	538	10870	76	143.03	- 143.55	= -0.52	212	526	271	697
31	04/24/24	158	49	197	121	106	424	571	11294	79	142.96	- 143.03	= -0.06	212	526	271	697

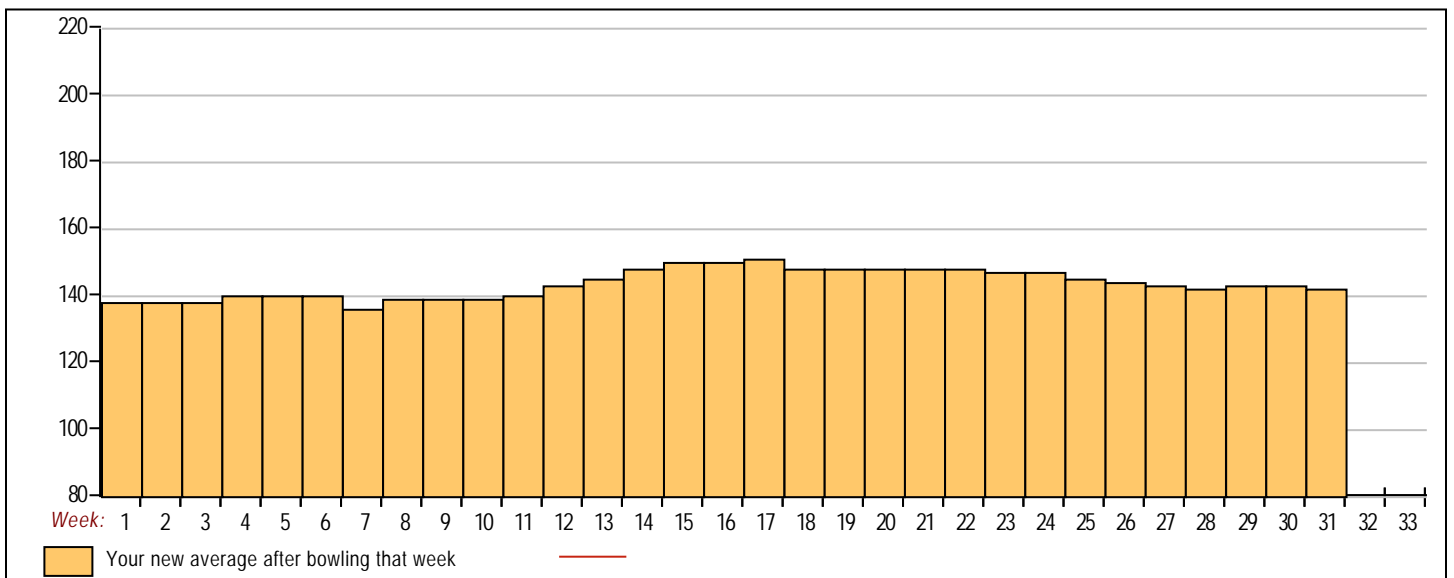


<u><100</u>	<u>100's</u>	<u>125's</u>	<u>150's</u>	<u>175's</u>	<u>200's</u>	<u>225's</u>	<u>250's</u>	<u>275's</u>	<u>300's</u>
2	21	26	20	9	1				
<u><400</u>	<u>400's</u>	<u>450's</u>	<u>500's</u>	<u>550's</u>	<u>600's</u>	<u>650's</u>	<u>700's</u>	<u>750's</u>	<u>800's</u>
8	10	6	2						

<u>Avg of Game 1</u>	<u>Avg of Game 2</u>	<u>Avg of Game 3</u>
143.31	142.19	143.37

High game of 212 on week 14 High series of 526 on week 15 High average of 151.23 after bowling week 17
 Low game of 94 on week 7 Low series of 346 on week 18 Low average of 136.08 after bowling week 7

High Scores by Game
 Game #1: 197 on week 31 Game #2: 187 on week 14 Game #3: 212 on week 14



Note: This report includes information through April 24 which is Week 31 of 33

Luis Carvajal's Bowling Record - Team 13: Bowludos

Table with columns: Week No., Bowling Date, Old Avg, Old HDCP, -1-, -2-, -3-, Total, HDCP Total, Pins, Gms, ---Average Change--- (New - Old ---> +/-), High Game, High Sers, HDCP Game, HDCP Sers. Rows 1-16.

End of 1st split

Table with columns: Week No., Bowling Date, Old Avg, Old HDCP, -1-, -2-, -3-, Total, HDCP Total, Pins, Gms, ---Average Change--- (New - Old ---> +/-), High Game, High Sers, HDCP Game, HDCP Sers. Rows 17-31.

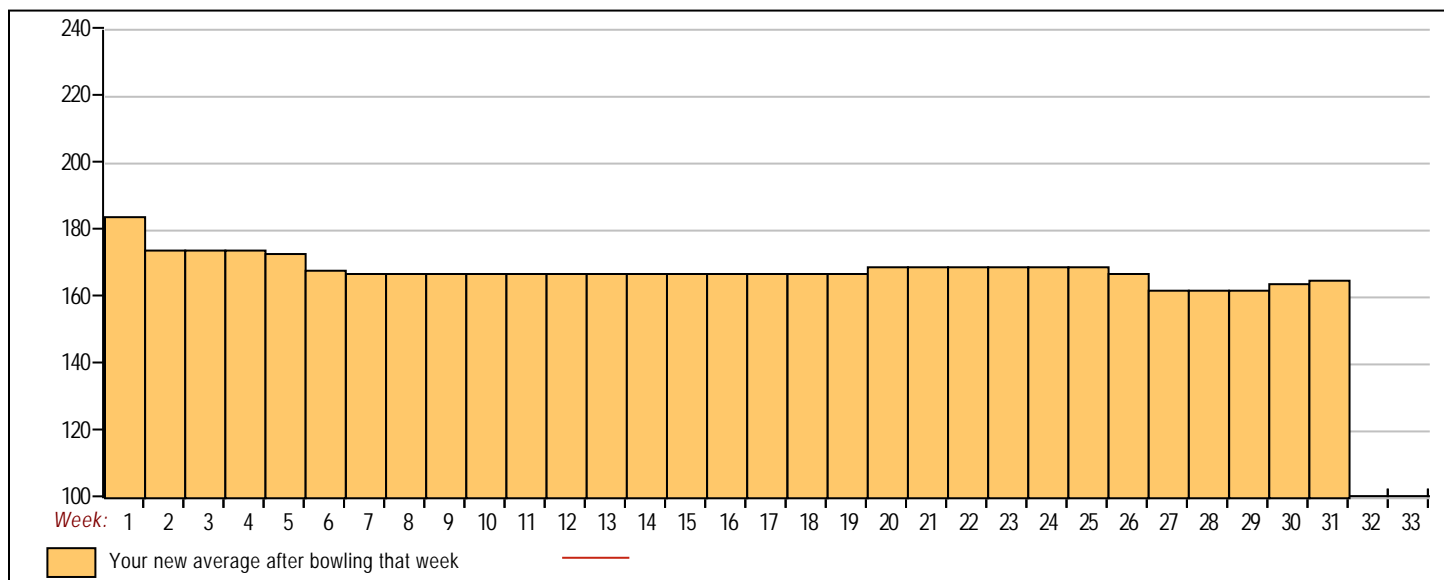


Summary table with columns: <100, 100's, 125's, 150's, 175's, 200's, 225's, 250's, 275's, 300's, <400, 400's, 450's, 500's, 550's, 600's, 650's, 700's, 750's, 800's.

Table with columns: Avg of Game 1, Avg of Game 2, Avg of Game 3. Values: 164.46, 164.15, 169.23.

High game of 233 on week 1 High series of 561 on week 30 High average of 184.67 after bowling week 1
Low game of 109 on week 27 Low series of 372 on week 27 Low average of 162.45 after bowling week 29

High Scores by Game
Game #1: 233 on week 3 Game #2: 186 on week 1 Game #3: 233 on week 1



Note: This report includes information through April 24 which is Week 31 of 33

Jose Santos's Bowling Record - Team 13: Bowludos

Week No.	Bowling Date	Old Avg	Old HDCP	-1- -2- -3-			Total	HDCP Total	Pins	Gms	---Average Change---			High Game	High Sers	HDCP Game	HDCP Sers
											New - Old	---> +/-					
1	09/06/23	bk177	34	164	181	215	560	662	560	3	186.67	- 0.00	= 186.67	215	560	249	662
2	09/13/23	bk177	34	113	168	184	465	567	1025	6	170.83	- 186.67	= -15.83	215	560	249	662
3	09/20/23	bk177	0				0	0	1025	6	170.83	- 170.83	= 0.00	215	560	249	662
4	09/27/23	bk177	34	191	184	156	531	633	1556	9	172.89	- 170.83	= 2.06	215	560	249	662
5	10/04/23	172	38	156	153	165	474	588	2030	12	169.17	- 172.89	= -3.72	215	560	249	662
6	10/11/23	169	40	191	176	164	531	651	2561	15	170.73	- 169.17	= 1.57	215	560	249	662
7	10/18/23	170	0				0	0	2561	15	170.73	- 170.73	= 0.00	215	560	249	662
8	10/25/23	170	40	188	221	172	581	701	3142	18	174.56	- 170.73	= 3.82	221	581	261	701
---- Week 9 was bowled after week 13 ----																	
9	11/01/23	175	36	229	191	232	652	760	3794	21	174.56	- 0.00	= 174.56	232	652	266	754
10	11/08/23	174	36	a174	a174	a174	522	630	3794	21	174.56	- 174.56	= 0.00	232	652	268	760
11	11/15/23	174	36	157	173	184	514	622	4308	24	174.10	- 174.56	= -0.46	232	652	268	760
12	11/29/23	174	36	195	142	145	482	590	4790	27	172.42	- 174.10	= -1.68	232	652	268	760
Scores were bowled after week 13 for weeks: 9																	
13	12/06/23	172	38	229	231	142	602	716	5392	30	179.73	- 172.42	= 7.32	232	652	269	760
14	12/13/23	179	32	154	211	191	556	652	5948	33	180.24	- 179.73	= 0.51	232	652	269	760
15	12/20/23	180	32	157	167	205	529	625	6477	36	179.92	- 180.24	= -0.33	232	652	269	760
16	01/10/24	179	32	175	212	165	552	648	7029	39	180.23	- 179.92	= 0.31	232	652	269	760

End of 1st split

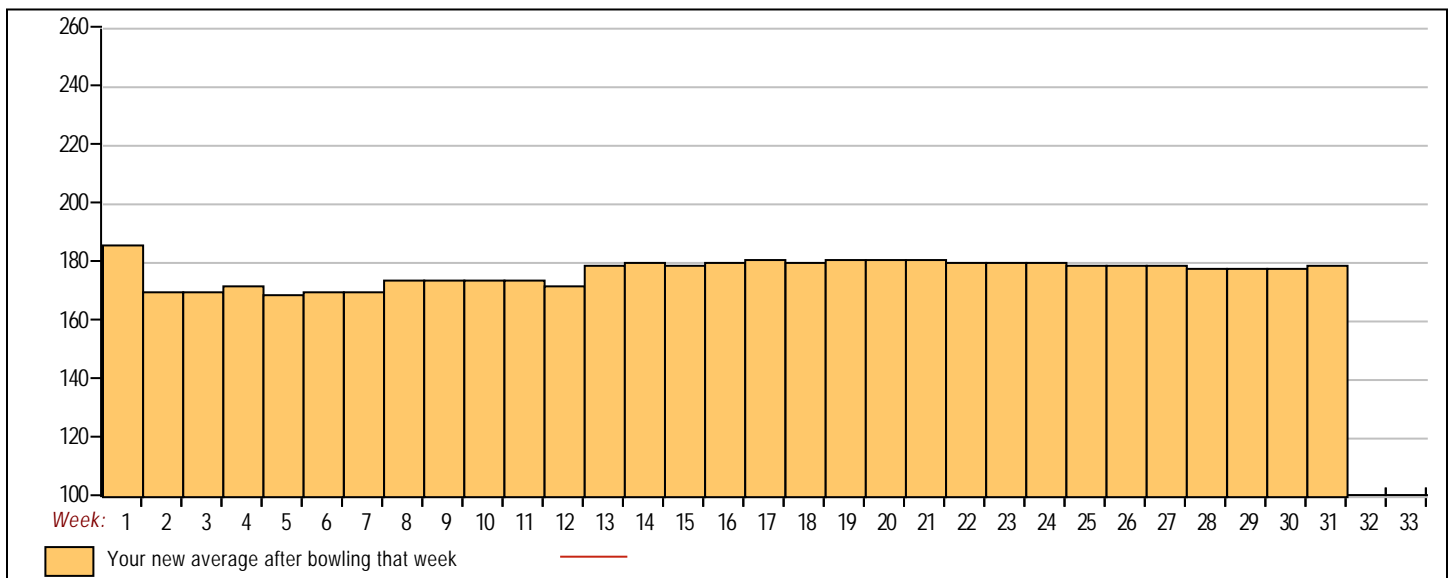
17	01/17/24	180	32	179	160	247	586	682	7615	42	181.31	- 180.23	= 1.08	247	652	279	760
18	01/24/24	181	31	197	174	133	504	597	8119	45	180.42	- 181.31	= -0.89	247	652	279	760
19	01/31/24	180	32	191	188	192	571	667	8690	48	181.04	- 180.42	= 0.62	247	652	279	760
20	02/07/24	181	31	225	204	155	584	677	9274	51	181.84	- 181.04	= 0.80	247	652	279	760
21	02/14/24	181	31	200	170	142	512	605	9786	54	181.22	- 181.84	= -0.62	247	652	279	760
22	02/21/24	181	31	169	176	166	511	604	10297	57	180.65	- 181.22	= -0.57	247	652	279	760
23	02/28/24	180	32	200	191	132	523	619	10820	60	180.33	- 180.65	= -0.32	247	652	279	760
24	03/06/24	180	32	169	190	168	527	623	11347	63	180.11	- 180.33	= -0.22	247	652	279	760
25	03/13/24	180	32	169	114	246	529	625	11876	66	179.94	- 180.11	= -0.17	247	652	279	760
26	03/20/24	179	32	171	171	158	500	596	12376	69	179.36	- 179.94	= -0.58	247	652	279	760
27	03/27/24	179	32	155	215	179	549	645	12925	72	179.51	- 179.36	= 0.15	247	652	279	760
28	04/03/24	179	32	123	166	149	438	534	13363	75	178.17	- 179.51	= -1.34	247	652	279	760
29	04/10/24	178	33	177	175	222	574	673	13937	78	178.68	- 178.17	= 0.51	247	652	279	760
30	04/17/24	178	33	232	154	169	555	654	14492	81	178.91	- 178.68	= 0.23	247	652	279	760
31	04/24/24	178	33	211	152	205	568	667	15060	84	179.29	- 178.91	= 0.37	247	652	279	760

<100	100's	125's	150's	175's	200's	225's	250's	275's	300's
	3	7	31	23	12	8			
<400	400's	450's	500's	550's	600's	650's	700's	750's	800's
	1	3	12	10	1	1			

Avg of Game 1	Avg of Game 2	Avg of Game 3
180.96	178.93	177.96

High game of 247 on week 17 High series of 652 on week 9 High average of 186.67 after bowling week 1
 Low game of 113 on week 2 Low series of 438 on week 28 Low average of 169.17 after bowling week 5

High Scores by Game
 Game #1: 232 on week 30 Game #2: 231 on week 13 Game #3: 247 on week 17



Note: This report includes information through April 24 which is Week 31 of 33

Jose Cisneros's Bowling Record - Team 13: Bowludos

Week No.	Bowling Date	Old Avg	Old HDCP	-			Total	HDCP Total	Pins	Gms	---Average Change---			High Game	High Sers	HDCP Game	HDCP Sers		
				-1-	-2-	-3-					New - Old	--->	+/-						
1	09/06/23	bk127	0				0	0	0	0	-	0.00	=	0.00	0	0			
2	09/13/23	bk127	74	110	179	131	420	642	420	3	140.00	-	0.00	=	140.00	179	420	253	642
3	09/20/23	bk127	74	123	123	135	381	603	801	6	133.50	-	140.00	=	-6.50	179	420	253	642
4	09/27/23	bk127	74	157	155	136	448	670	1249	9	138.78	-	133.50	=	5.28	179	448	253	670
5	10/04/23	138	65	a138	a138	a138	414	609	1249	9	138.78	-	138.78	=	0.00	179	448	253	670
6	10/11/23	138	65	134	145	158	437	632	1686	12	140.50	-	138.78	=	1.72	179	448	253	670
7	10/18/23	140	64	135	151	155	441	633	2127	15	141.80	-	140.50	=	1.30	179	448	253	670
8	10/25/23	141	63	a141	a141	a141	423	612	2127	15	141.80	-	141.80	=	0.00	179	448	253	670
---- Week 9 was bowled after week 13 ----																			
9	11/01/23	144	60	126	143	146	415	595	2542	18	141.80	-	0.00	=	141.80	179	448	253	670
10	11/08/23	141	63	147	168	126	441	630	2983	21	142.67	-	141.80	=	0.87	179	448	253	670
11	11/15/23	142	62	a142	a142	a142	426	612	2983	21	142.67	-	142.67	=	0.00	179	448	253	670
12	11/29/23	142	62	153	145	145	443	629	3426	24	143.38	-	142.67	=	0.71	179	448	253	670
Scores were bowled after week 13 for weeks: 9																			
13	12/06/23	143	61	153	175	131	459	642	3885	27	143.89	-	143.38	=	0.51	179	459	253	670
14	12/13/23	143	61	178	115	114	407	590	4292	30	143.07	-	143.89	=	-0.82	179	459	253	670
15	12/20/23	143	61	164	156	154	474	657	4766	33	144.42	-	143.07	=	1.36	179	474	253	670
16	01/10/24	144	60	135	163	213	511	691	5277	36	146.58	-	144.42	=	2.16	213	511	273	691

End of 1st split

17	01/17/24	146	59	91	117	182	390	567	5667	39	145.31	-	146.58	=	-1.28	213	511	273	691
18	01/24/24	145	60	162	123	121	406	586	6073	42	144.60	-	145.31	=	-0.71	213	511	273	691
19	01/31/24	144	60	131	145	113	389	569	6462	45	143.60	-	144.60	=	-1.00	213	511	273	691
20	02/07/24	143	0				0	0	6462	45	143.60	-	143.60	=	0.00	213	511	273	691
21	02/14/24	143	61	a143	a143	a143	429	612	6462	45	143.60	-	143.60	=	0.00	213	511	273	691
22	02/21/24	143	61	126	137	155	418	601	6880	48	143.33	-	143.60	=	-0.27	213	511	273	691
23	02/28/24	143	61	159	188	177	524	707	7404	51	145.18	-	143.33	=	1.84	213	524	273	707
24	03/06/24	145	60	156	144	109	409	589	7813	54	144.69	-	145.18	=	-0.49	213	524	273	707
25	03/13/24	144	60	179	125	167	471	651	8284	57	145.33	-	144.69	=	0.65	213	524	273	707
26	03/20/24	145	0				0	0	8284	57	145.33	-	145.33	=	0.00	213	524	273	707
27	03/27/24	145	0				0	0	8284	57	145.33	-	145.33	=	0.00	213	524	273	707
28	04/03/24	145	0				0	0	8284	57	145.33	-	145.33	=	0.00	213	524	273	707
29	04/10/24	145	0				0	0	8284	57	145.33	-	145.33	=	0.00	213	524	273	707
30	04/17/24	145	0				0	0	8284	57	145.33	-	145.33	=	0.00	213	524	273	707
31	04/24/24	145	60				0	0	8284	57	145.33	-	145.33	=	0.00	213	524	273	707



<u><100</u>	<u>100's</u>	<u>125's</u>	<u>150's</u>	<u>175's</u>	<u>200's</u>	<u>225's</u>	<u>250's</u>	<u>275's</u>	<u>300's</u>
1	10	21	17	7	1				
<u><400</u>	<u>400's</u>	<u>450's</u>	<u>500's</u>	<u>550's</u>	<u>600's</u>	<u>650's</u>	<u>700's</u>	<u>750's</u>	<u>800's</u>
3	11	3	2						

<u>Avg of Game 1</u>	<u>Avg of Game 2</u>	<u>Avg of Game 3</u>
143.11	147.21	145.68

High game of 213 on week 16 High series of 524 on week 23 High average of 146.58 after bowling week 16
 Low game of 91 on week 17 Low series of 381 on week 3 Low average of 133.50 after bowling week 3

High Scores by Game

Game #1: 179 on week 25 Game #2: 188 on week 23 Game #3: 213 on week 16

