

Note: This report includes information through April 24 which is Week 31 of 33

Leanne Lay's Bowling Record - Team 12: Team 12

Table with columns: Week No., Bowling Date, Old Avg, Old HDCP, -1-, -2-, -3-, Total, HDCP Total, Pins, Gms, ---Average Change--- (New - Old ---> +/-), High Game, High Sers, HDCP Game, HDCP Sers. Rows 1-16.

End of 1st split

Table with columns: Week No., Bowling Date, Old Avg, Old HDCP, -1-, -2-, -3-, Total, HDCP Total, Pins, Gms, ---Average Change--- (New - Old ---> +/-), High Game, High Sers, HDCP Game, HDCP Sers. Rows 17-31.

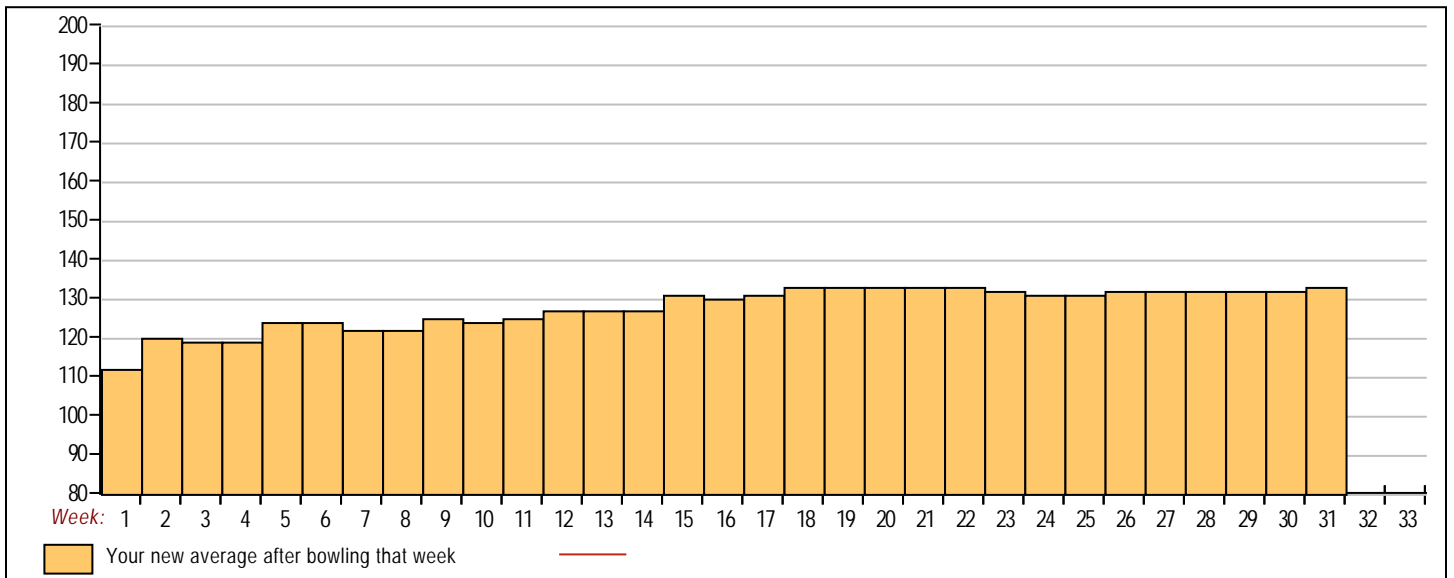


Summary table with columns: <100, 100's, 125's, 150's, 175's, 200's, 225's, 250's, 275's, 300's, <400, 400's, 450's, 500's, 550's, 600's, 650's, 700's, 750's, 800's.

Avg of Game 1: 130.00, Avg of Game 2: 134.54, Avg of Game 3: 134.61

High game of 181 on week 14, High series of 486 on week 14, High average of 133.46 after bowling week 20, Low game of 85 on week 16, Low series of 330 on week 7, Low average of 112.67 after bowling week 1

High Scores by Game: Game #1: 170 on week 21, Game #2: 178 on week 17, Game #3: 181 on week 14



Note: This report includes information through April 24 which is Week 31 of 33

**Stacy Mooney's Bowling Record - Team 12: Team 12**

Week No.	Bowling Date	Old Avg	Old HDCP	-1- -2- -3-			Total	HDCP Total	Pins	Gms	---Average Change---			High Game	High Sers	HDCP Game	HDCP Sers
											New - Old	--->	+/-				
1	09/06/23	bk133	69	125	128	167	420	627	420	3	140.00	- 0.00	= 140.00	167	420	236	627
2	09/13/23	bk133	69	135	139	125	399	606	819	6	136.50	- 140.00	= -3.50	167	420	236	627
3	09/20/23	bk133	69	150	183	144	477	684	1296	9	144.00	- 136.50	= 7.50	183	477	252	684
----- Week 4 was bowled after week 5 -----																	
4	09/27/23	149	56	133	135	138	406	574	1702	12	144.00	- 0.00	= 144.00	183	477	252	684
Scores were bowled after week 5 for weeks: 4																	
5	10/04/23	144	60	168	157	175	500	680	2202	15	146.80	- 144.00	= 2.80	183	500	252	684
6	10/11/23	146	59	118	180	149	447	624	2649	18	147.17	- 146.80	= 0.37	183	500	252	684
7	10/18/23	147	58	158	160	175	493	667	3142	21	149.62	- 147.17	= 2.45	183	500	252	684
8	10/25/23	149	56	134	154	131	419	587	3561	24	148.38	- 149.62	= -1.24	183	500	252	684
9	11/01/23	148	57	172	128	144	444	615	4005	27	148.33	- 148.38	= -0.04	183	500	252	684
10	11/08/23	148	57	171	135	129	435	606	4440	30	148.00	- 148.33	= -0.33	183	500	252	684
11	11/15/23	148	57	126	169	180	475	646	4915	33	148.94	- 148.00	= 0.94	183	500	252	684
12	11/29/23	148	57	136	117	171	424	595	5339	36	148.31	- 148.94	= -0.63	183	500	252	684
13	12/06/23	148	0				0	0	5339	36	148.31	- 148.31	= 0.00	183	500	252	684
----- Week 14 was bowled after week 15 -----																	
14	12/13/23	149	56	134	146	151	431	599	5770	39	148.31	- 0.00	= 148.31	183	500	252	684
Scores were bowled after week 15 for weeks: 14																	
15	12/20/23	148	57	137	181	157	475	646	6245	42	148.69	- 148.31	= 0.38	183	500	252	684
16	01/10/24	148	57	154	131	156	441	612	6686	45	148.58	- 148.69	= -0.11	183	500	252	684

**End of 1st split**

17	01/17/24	148	57	146	169	125	440	611	7126	48	148.46	- 148.58	= -0.12	183	500	252	684
18	01/24/24	148	57	141	162	162	465	636	7591	51	148.84	- 148.46	= 0.38	183	500	252	684
19	01/31/24	148	57	155	136	145	436	607	8027	54	148.65	- 148.84	= -0.19	183	500	252	684
20	02/07/24	148	57	136	134	171	441	612	8468	57	148.56	- 148.65	= -0.09	183	500	252	684
21	02/14/24	148	57	116	187	138	441	612	8909	60	148.48	- 148.56	= -0.08	187	500	252	684
22	02/21/24	148	0				0	0	8909	60	148.48	- 148.48	= 0.00	187	500	252	684
23	02/28/24	148	57	146	141	131	418	589	9327	63	148.05	- 148.48	= -0.44	187	500	252	684
24	03/06/24	148	57	147	144	163	454	625	9781	66	148.20	- 148.05	= 0.15	187	500	252	684
25	03/13/24	148	57	135	130	120	385	556	10166	69	147.33	- 148.20	= -0.86	187	500	252	684
26	03/20/24	147	58	147	126	128	401	575	10567	72	146.76	- 147.33	= -0.57	187	500	252	684
27	03/27/24	146	59	158	133	124	415	592	10982	75	146.43	- 146.76	= -0.34	187	500	252	684
28	04/03/24	146	59	148	146	158	452	629	11434	78	146.59	- 146.43	= 0.16	187	500	252	684
29	04/10/24	146	59	133	164	139	436	613	11870	81	146.54	- 146.59	= -0.05	187	500	252	684
30	04/17/24	146	59	143	173	126	442	619	12312	84	146.57	- 146.54	= 0.03	187	500	252	684
31	04/24/24	146	59	144	118	177	439	616	12751	87	146.56	- 146.57	= -0.01	187	500	252	684

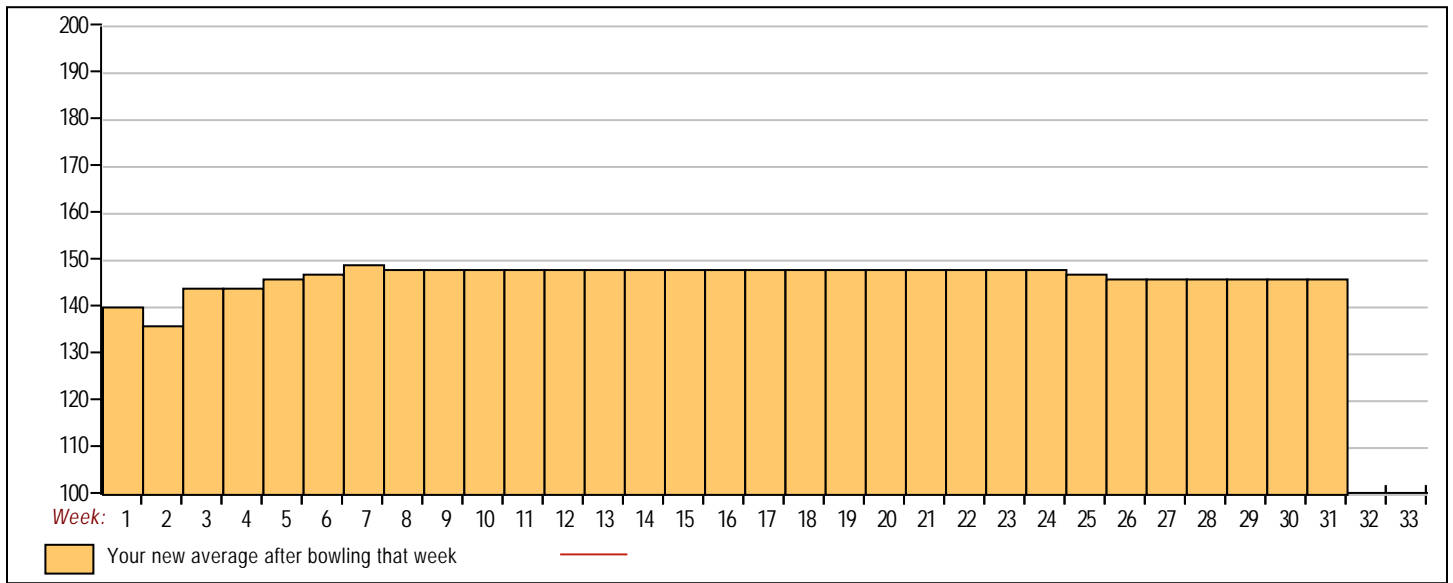


<u>&lt;100</u>	<u>100's</u>	<u>125's</u>	<u>150's</u>	<u>175's</u>	<u>200's</u>	<u>225's</u>	<u>250's</u>	<u>275's</u>	<u>300's</u>
	6	48	25	8					
<u>&lt;400</u>	<u>400's</u>	<u>450's</u>	<u>500's</u>	<u>550's</u>	<u>600's</u>	<u>650's</u>	<u>700's</u>	<u>750's</u>	<u>800's</u>
2	19	7	1						

<u>Avg of Game 1</u>	<u>Avg of Game 2</u>	<u>Avg of Game 3</u>
142.97	148.48	148.24

High game of 187 on week 21      High series of 500 on week 5      High average of 149.62 after bowling week 7  
 Low game of 116 on week 21      Low series of 385 on week 25      Low average of 136.50 after bowling week 2

High Scores by Game  
 Game #1: 172 on week 9    Game #2: 187 on week 21    Game #3: 180 on week 11



Note: This report includes information through April 24 which is Week 31 of 33

**Justin Horng's Bowling Record - Team 12: Team 12**

Week No.	Bowling Date	Old Avg	Old HDCP	HDCP			Total	HDCP Total	Pins	Gms	---Average Change---			High Game	High Sers	HDCP Game	HDCP Sers
				-1-	-2-	-3-					New	Old	---> +/-				
1	09/06/23	bk192	22	167	144	178	489	555	489	3	163.00	- 0.00	= 163.00	178	489	200	555
2	09/13/23	bk192	22	180	179	226	585	651	1074	6	179.00	- 163.00	= 16.00	226	585	248	651
3	09/20/23	bk192	0				0	0	1074	6	179.00	- 179.00	= 0.00	226	585	248	651
----- Week 4 was bowled after week 5 -----																	
4	09/27/23	182	30	202	222	178	602	692	1676	9	179.00	- 0.00	= 179.00	226	602	248	668
Scores were bowled after week 5 for weeks: 4																	
5	10/04/23	bk192	22	179	181	190	550	616	2226	12	185.50	- 179.00	= 6.50	226	602	248	668
6	10/11/23	185	28	149	214	179	542	626	2768	15	184.53	- 185.50	= -0.97	226	602	248	668
7	10/18/23	184	28	180	166	176	522	606	3290	18	182.78	- 184.53	= -1.76	226	602	248	668
8	10/25/23	182	0				0	0	3290	18	182.78	- 182.78	= 0.00	226	602	248	668
9	11/01/23	182	0				0	0	3290	18	182.78	- 182.78	= 0.00	226	602	248	668
10	11/08/23	182	0				0	0	3290	18	182.78	- 182.78	= 0.00	226	602	248	668
11	11/15/23	182	0				0	0	3290	18	182.78	- 182.78	= 0.00	226	602	248	668
12	11/29/23	182	0				0	0	3290	18	182.78	- 182.78	= 0.00	226	602	248	668
13	12/06/23	182	0				0	0	3290	18	182.78	- 182.78	= 0.00	226	602	248	668
14	12/13/23	182	0				0	0	3290	18	182.78	- 182.78	= 0.00	226	602	248	668
15	12/20/23	182	0				0	0	3290	18	182.78	- 182.78	= 0.00	226	602	248	668
16	01/10/24	182	0				0	0	3290	18	182.78	- 182.78	= 0.00	226	602	248	668

**End of 1st split**

17	01/17/24	182	30	214	193	154	561	651	3851	21	183.38	- 182.78	= 0.60	226	602	248	668
18	01/24/24	183	0				0	0	3851	21	183.38	- 183.38	= 0.00	226	602	248	668
19	01/31/24	183	29	177	198	199	574	661	4425	24	184.38	- 183.38	= 0.99	226	602	248	668
20	02/07/24	184	0				0	0	4425	24	184.38	- 184.38	= 0.00	226	602	248	668
21	02/14/24	184	28	168	199	199	566	650	4991	27	184.85	- 184.38	= 0.48	226	602	248	668
22	02/21/24	184	0				0	0	4991	27	184.85	- 184.85	= 0.00	226	602	248	668
23	02/28/24	184	28	164	247	236	647	731	5638	30	187.93	- 184.85	= 3.08	247	647	275	731
24	03/06/24	187	26	180	219	206	605	683	6243	33	189.18	- 187.93	= 1.25	247	647	275	731
25	03/13/24	189	24	180	202	209	591	663	6834	36	189.83	- 189.18	= 0.65	247	647	275	731
26	03/20/24	189	0				0	0	6834	36	189.83	- 189.83	= 0.00	247	647	275	731
27	03/27/24	189	24	127	235	201	563	635	7397	39	189.67	- 189.83	= -0.17	247	647	275	731
28	04/03/24	189	24	162	190	240	592	664	7989	42	190.21	- 189.67	= 0.55	247	647	275	731
29	04/10/24	190	0				0	0	7989	42	190.21	- 190.21	= 0.00	247	647	275	731
30	04/17/24	190	0				0	0	7989	42	190.21	- 190.21	= 0.00	247	647	275	731
31	04/24/24	190	24	a190	a190	a190	570	642	7989	42	190.21	- 190.21	= 0.00	247	647	275	731

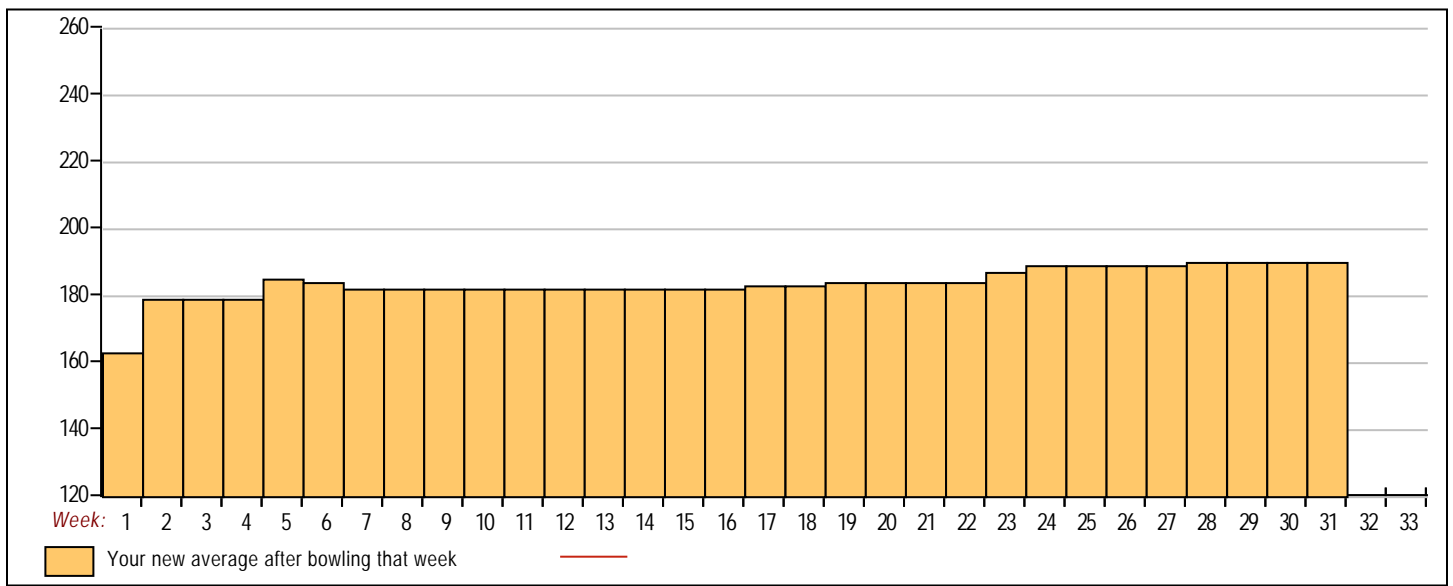


<100	100's	125's	150's	175's	200's	225's	250's	275's	300's
		3	6	19	9	5			
<400	400's	450's	500's	550's	600's	650's	700's	750's	800's
		1	2	8	3				

<b>Avg of Game 1</b>	<b>Avg of Game 2</b>	<b>Avg of Game 3</b>
173.50	199.21	197.93

High game of 247 on week 23      High series of 647 on week 23      High average of 190.21 after bowling week 28  
 Low game of 127 on week 27      Low series of 489 on week 1      Low average of 163.00 after bowling week 1

High Scores by Game  
 Game #1: 214 on week 17    Game #2: 247 on week 23    Game #3: 240 on week 28



Note: This report includes information through April 24 which is Week 31 of 33

Craig Sugiyama's Bowling Record - Team 12: Team 12

Table with columns: Week No., Bowling Date, Old Avg, Old HDCP, -1-, -2-, -3-, Total, HDCP Total, Pins, Gms, ---Average Change--- (New - Old ---> +/-), High Game, High Sers, HDCP Game, HDCP Sers. Rows 1-16.

End of 1st split

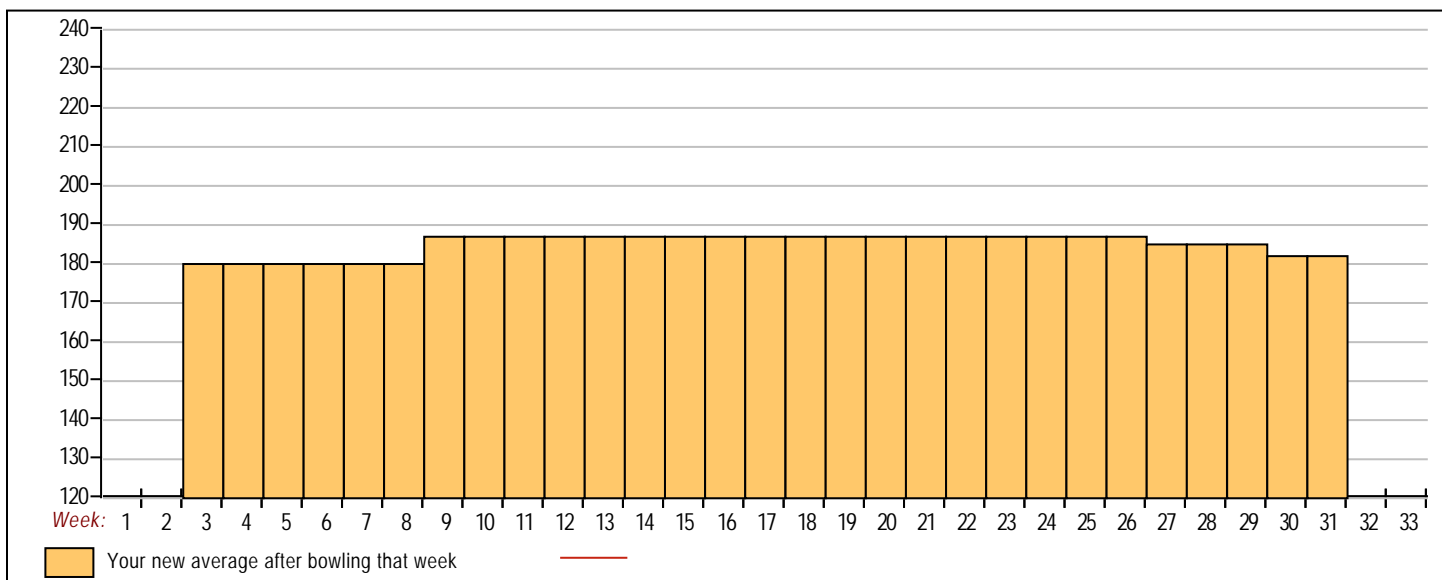
Table with columns: Week No., Bowling Date, Old Avg, Old HDCP, -1-, -2-, -3-, Total, HDCP Total, Pins, Gms, ---Average Change--- (New - Old ---> +/-), High Game, High Sers, HDCP Game, HDCP Sers. Rows 17-31.

Summary table with columns: <100, 100's, 125's, 150's, 175's, 200's, 225's, 250's, 275's, 300's, <400, 400's, 450's, 500's, 550's, 600's, 650's, 700's, 750's, 800's.

Summary table with columns: Avg of Game 1 (169.25), Avg of Game 2 (200.75), Avg of Game 3 (177.25).

High game of 226 on week 3 High series of 580 on week 9 High average of 187.00 after bowling week 9
Low game of 124 on week 30 Low series of 520 on week 30 Low average of 180.67 after bowling week 3

High Scores by Game
Game #1: 201 on week 30 Game #2: 226 on week 3 Game #3: 214 on week 9



Note: This report includes information through April 24 which is Week 31 of 33

Tony Wu's Bowling Record - Team 12: Team 12

Table with columns: Week No., Bowling Date, Old Avg, Old HDCP, -1-, -2-, -3-, Total, HDCP Total, Pins, Gms, ---Average Change--- New - Old ---> +/-, High Game, High Sers, HDCP Game, HDCP Sers. Rows 9-16.

End of 1st split

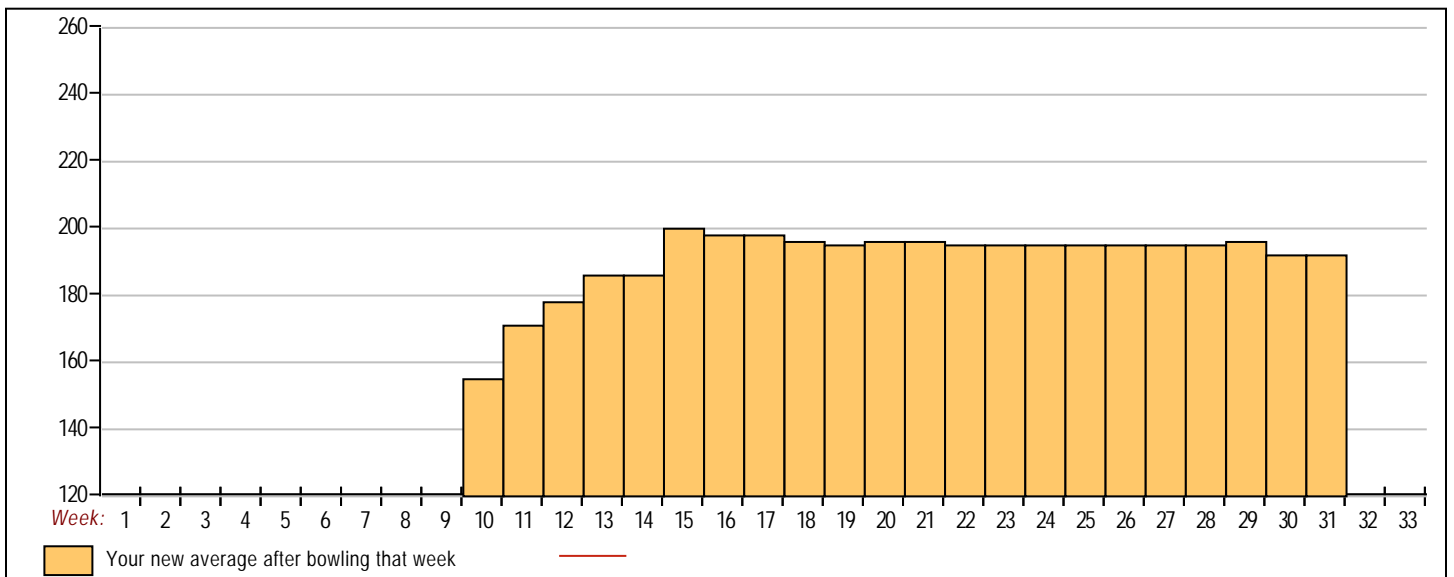
Table with columns: Week No., Bowling Date, Old Avg, Old HDCP, -1-, -2-, -3-, Total, HDCP Total, Pins, Gms, ---Average Change--- New - Old ---> +/-, High Game, High Sers, HDCP Game, HDCP Sers. Rows 17-31.

Summary table with columns: <100, 100's, 125's, 150's, 175's, 200's, 225's, 250's, 275's, 300's, <400, 400's, 450's, 500's, 550's, 600's, 650's, 700's, 750's, 800's.

Summary table with columns: Avg of Game 1, Avg of Game 2, Avg of Game 3. Values: 190.71, 202.43, 185.21.

High game of 257 on week 14 High series of 708 on week 14 High average of 200.11 after bowling week 15
Low game of 121 on week 30 Low series of 435 on week 30 Low average of 155.00 after bowling week 10

High Scores by Game
Game #1: 253 on week 15 Game #2: 243 on week 13 Game #3: 257 on week 14



Note: This report includes information through April 24 which is Week 31 of 33

**Aaron Luong's Bowling Record - Team 12: Team 12**

Week No.	Bowling Date	Old Avg	Old HDCP	-1- -2- -3-			Total	HDCP Total	Pins	Gms	---Average Change---			High Game	High Sers	HDCP Game	HDCP Sers
											New - Old	---> +/-					
8	10/25/23	bk184	28	170	185	158	513	597	513	3	171.00	- 0.00	= 171.00	185	513	213	597
9	11/01/23	bk184	0				0	0	513	3	171.00	- 171.00	= 0.00	185	513	213	597
10	11/08/23	bk184	0				0	0	513	3	171.00	- 171.00	= 0.00	185	513	213	597
11	11/15/23	bk184	0				0	0	513	3	171.00	- 171.00	= 0.00	185	513	213	597
12	11/29/23	bk184	0				0	0	513	3	171.00	- 171.00	= 0.00	185	513	213	597
13	12/06/23	bk184	28	208	215	144	567	651	1080	6	180.00	- 171.00	= 9.00	215	567	243	651
14	12/13/23	bk184	0				0	0	1080	6	180.00	- 180.00	= 0.00	215	567	243	651
15	12/20/23	bk184	0				0	0	1080	6	180.00	- 180.00	= 0.00	215	567	243	651
16	01/10/24	bk184	0				0	0	1080	6	180.00	- 180.00	= 0.00	215	567	243	651

**End of 1st split**

17	01/17/24	bk184	0				0	0	1080	6	180.00	- 180.00	= 0.00	215	567	243	651
18	01/24/24	bk184	0				0	0	1080	6	180.00	- 180.00	= 0.00	215	567	243	651
19	01/31/24	bk184	0				0	0	1080	6	180.00	- 180.00	= 0.00	215	567	243	651
20	02/07/24	bk184	0				0	0	1080	6	180.00	- 180.00	= 0.00	215	567	243	651
21	02/14/24	bk184	0				0	0	1080	6	180.00	- 180.00	= 0.00	215	567	243	651
22	02/21/24	bk184	28	225	156	186	567	651	1647	9	183.00	- 180.00	= 3.00	225	567	253	651
23	02/28/24	183	0				0	0	1647	9	183.00	- 183.00	= 0.00	225	567	253	651
24	03/06/24	183	0				0	0	1647	9	183.00	- 183.00	= 0.00	225	567	253	651
25	03/13/24	183	0				0	0	1647	9	183.00	- 183.00	= 0.00	225	567	253	651
26	03/20/24	183	0				0	0	1647	9	183.00	- 183.00	= 0.00	225	567	253	651
27	03/27/24	183	0				0	0	1647	9	183.00	- 183.00	= 0.00	225	567	253	651
28	04/03/24	183	0				0	0	1647	9	183.00	- 183.00	= 0.00	225	567	253	651
29	04/10/24	183	0				0	0	1647	9	183.00	- 183.00	= 0.00	225	567	253	651
30	04/17/24	183	0				0	0	1647	9	183.00	- 183.00	= 0.00	225	567	253	651
31	04/24/24	183	29				0	0	1647	9	183.00	- 183.00	= 0.00	225	567	253	651



<100	100's	125's	150's	175's	200's	225's	250's	275's	300's
		1	3	2	2	1			
<400	400's	450's	500's	550's	600's	650's	700's	750's	800's
			1	2					

<b>Avg of Game 1</b>	<b>Avg of Game 2</b>	<b>Avg of Game 3</b>
201.00	185.33	162.67

High game of 225 on week 22      High series of 567 on week 13      High average of 183.00 after bowling week 22  
 Low game of 144 on week 13      Low series of 513 on week 8      Low average of 171.00 after bowling week 8

High Scores by Game  
 Game #1: 225 on week 22    Game #2: 215 on week 13    Game #3: 186 on week 22

