

Note: This report includes information through April 24 which is Week 31 of 33

Tina Gonzaga's Bowling Record - Team 10: Triple Threat

Week No.	Bowling Date	Old Avg	Old HDCP	-1-	-2-	-3-	Total	HDCP Total	Pins	Gms	---Average Change---			High Game	High Sers	HDCP Game	HDCP Sers		
											New	Old	---> +/-						
1	09/06/23	bk121	79	133	124	114	371	608	371	3	123.67	-	0.00	=	123.67	133	371	212	608
2	09/13/23	bk121	79	142	111	125	378	615	749	6	124.83	-	123.67	=	1.17	142	378	221	615
3	09/20/23	bk121	79	97	111	139	347	584	1096	9	121.78	-	124.83	=	-3.06	142	378	221	615
4	09/27/23	121	79	a121	a121	a121	363	600	1096	9	121.78	-	121.78	=	0.00	142	378	221	615
5	10/04/23	121	79	135	141	125	401	638	1497	12	124.75	-	121.78	=	2.97	142	401	221	638
6	10/11/23	124	76	124	137	136	397	625	1894	15	126.27	-	124.75	=	1.52	142	401	221	638
7	10/18/23	126	75	104	135	89	328	553	2222	18	123.44	-	126.27	=	-2.82	142	401	221	638
8	10/25/23	123	77	124	94	109	327	558	2549	21	121.38	-	123.44	=	-2.06	142	401	221	638
9	11/01/23	121	79	116	122	110	348	585	2897	24	120.71	-	121.38	=	-0.67	142	401	221	638
10	11/08/23	120	80	91	98	125	314	554	3211	27	118.93	-	120.71	=	-1.78	142	401	221	638
11	11/15/23	118	81	118	115	132	365	608	3576	30	119.20	-	118.93	=	0.27	142	401	221	638
12	11/29/23	119	80	94	117	128	339	579	3915	33	118.64	-	119.20	=	-0.56	142	401	221	638
13	12/06/23	118	81	136	154	99	389	632	4304	36	119.56	-	118.64	=	0.92	154	401	235	638
14	12/13/23	119	80	93	128	91	312	552	4616	39	118.36	-	119.56	=	-1.20	154	401	235	638
15	12/20/23	118	81	117	113	152	382	625	4998	42	119.00	-	118.36	=	0.64	154	401	235	638
16	01/10/24	119	80	86	104	109	299	539	5297	45	117.71	-	119.00	=	-1.29	154	401	235	638

End of 1st split

17	01/17/24	117	0				0	0	5297	45	117.71	-	117.71	=	0.00	154	401	235	638
18	01/24/24	117	82	115	123	157	395	641	5692	48	118.58	-	117.71	=	0.87	157	401	239	641
19	01/31/24	118	81	98	114	101	313	556	6005	51	117.75	-	118.58	=	-0.84	157	401	239	641
20	02/07/24	117	82	a117	a117	a117	351	597	6005	51	117.75	-	117.75	=	0.00	157	401	239	641
21	02/14/24	117	82	a117	a117	a117	351	597	6005	51	117.75	-	117.75	=	0.00	157	401	239	641
22	02/21/24	117	0				0	0	6005	51	117.75	-	117.75	=	0.00	157	401	239	641
23	02/28/24	117	82	i106	a117	a117	340	586	6005	51	117.75	-	117.75	=	0.00	157	401	239	641
24	03/06/24	117	0				0	0	6005	51	117.75	-	117.75	=	0.00	157	401	239	641
25	03/13/24	117	82	108	91	137	336	582	6341	54	117.43	-	117.75	=	-0.32	157	401	239	641
26	03/20/24	117	82	92	107	103	302	548	6643	57	116.54	-	117.43	=	-0.88	157	401	239	641
27	03/27/24	116	83	a116	a116	a116	348	597	6643	57	116.54	-	116.54	=	0.00	157	401	239	641
28	04/03/24	116	83	92	85	107	284	533	6927	60	115.45	-	116.54	=	-1.09	157	401	239	641
29	04/10/24	115	84	89	152	93	334	586	7261	63	115.25	-	115.45	=	-0.20	157	401	239	641
30	04/17/24	115	84	97	130	108	335	587	7596	66	115.09	-	115.25	=	-0.16	157	401	239	641
31	04/24/24	115	84	105	134	119	358	610	7954	69	115.28	-	115.09	=	0.18	157	401	239	641



<u><100</u> 18	<u>100's</u> 29	<u>125's</u> 18	<u>150's</u> 4	<u>175's</u>	<u>200's</u>	<u>225's</u>	<u>250's</u>	<u>275's</u>	<u>300's</u>
<u><400</u> 22	<u>400's</u> 1	<u>450's</u>	<u>500's</u>	<u>550's</u>	<u>600's</u>	<u>650's</u>	<u>700's</u>	<u>750's</u>	<u>800's</u>

Avg of Game 1	Avg of Game 2	Avg of Game 3
108.96	119.13	117.74

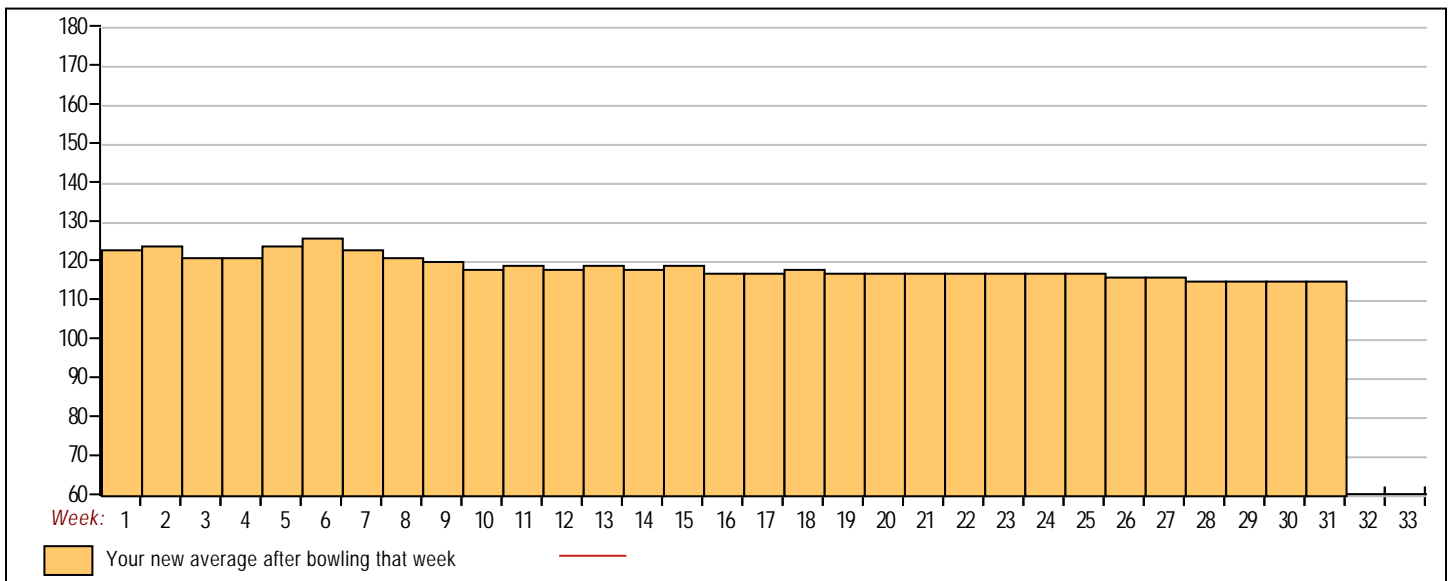
High game of 157 on week 18
Low game of 85 on week 28

High series of 401 on week 5
Low series of 284 on week 28

High average of 126.27 after bowling week 6
Low average of 115.09 after bowling week 30

High Scores by Game

Game #1: 142 on week 2 Game #2: 154 on week 13 Game #3: 157 on week 18



Note: This report includes information through April 24 which is Week 31 of 33

Christian Ferrer's Bowling Record - Team 10: Triple Threat

Week No.	Bowling Date	Old Avg	Old HDCP	-1-	-2-	-3-	Total	HDCP		Pins	Gms	---Average Change---			High Game	High Sers	HDCP Game	HDCP Sers	
								Total	Total			New - Old	---> +/-						
1	09/06/23	bk100	0				0	0	0	0	0	-	0.00	=	0.00	0	0		
2	09/13/23	bk100	0				0	0	0	0	0	-	0.00	=	0.00	0	0		
3	09/20/23	bk100	0				0	0	0	0	0	-	0.00	=	0.00	0	0		
4	09/27/23	bk100	0				0	0	0	0	0	-	0.00	=	0.00	0	0		
5	10/04/23	bk100	0				0	0	0	0	0	-	0.00	=	0.00	0	0		
6	10/11/23	bk100	0				0	0	0	0	0	-	0.00	=	0.00	0	0		
7	10/18/23	bk100	0				0	0	0	0	0	-	0.00	=	0.00	0	0		
8	10/25/23	bk100	0				0	0	0	0	0	-	0.00	=	0.00	0	0		
9	11/01/23	bk100	0				0	0	0	0	0	-	0.00	=	0.00	0	0		
10	11/08/23	bk100	0				0	0	0	0	0	-	0.00	=	0.00	0	0		
11	11/15/23	bk100	0				0	0	0	0	0	-	0.00	=	0.00	0	0		
12	11/29/23	bk100	0				0	0	0	0	0	-	0.00	=	0.00	0	0		
13	12/06/23	bk100	0				0	0	0	0	0	-	0.00	=	0.00	0	0		
14	12/13/23	bk100	0				0	0	0	0	0	-	0.00	=	0.00	0	0		
15	12/20/23	bk100	96	142	124	126	392	680	392	3	130.67	-	0.00	=	130.67	142	392	238	680
16	01/10/24	bk100	96	133	118	109	360	648	752	6	125.33	-	130.67	=	-5.33	142	392	238	680

End of 1st split

17	01/17/24	bk100	96	141	92	152	385	673	1137	9	126.33	-	125.33	=	1.00	152	392	248	680
18	01/24/24	126	0				0	0	1137	9	126.33	-	126.33	=	0.00	152	392	248	680
19	01/31/24	126	0				0	0	1137	9	126.33	-	126.33	=	0.00	152	392	248	680
20	02/07/24	126	0				0	0	1137	9	126.33	-	126.33	=	0.00	152	392	248	680
21	02/14/24	126	0				0	0	1137	9	126.33	-	126.33	=	0.00	152	392	248	680
22	02/21/24	126	75	137	139	126	402	627	1539	12	128.25	-	126.33	=	1.92	152	402	248	680
23	02/28/24	128	0				0	0	1539	12	128.25	-	128.25	=	0.00	152	402	248	680
24	03/06/24	128	73	180	114	190	484	703	2023	15	134.87	-	128.25	=	6.62	190	484	263	703
25	03/13/24	134	68	121	129	115	365	569	2388	18	132.67	-	134.87	=	-2.20	190	484	263	703
26	03/20/24	132	70	147	170	127	444	654	2832	21	134.86	-	132.67	=	2.19	190	484	263	703
27	03/27/24	134	68	124	100	122	346	550	3178	24	132.42	-	134.86	=	-2.44	190	484	263	703
28	04/03/24	132	70	132	159	177	468	678	3646	27	135.04	-	132.42	=	2.62	190	484	263	703
29	04/10/24	135	68	a135	a135	a135	405	609	3646	27	135.04	-	135.04	=	0.00	190	484	263	703
30	04/17/24	135	68	138	158	102	398	602	4044	30	134.80	-	135.04	=	-0.24	190	484	263	703
31	04/24/24	134	68	130	132	124	386	590	4430	33	134.24	-	134.80	=	-0.56	190	484	263	703



<u><100</u>	<u>100's</u>	<u>125's</u>	<u>150's</u>	<u>175's</u>	<u>200's</u>	<u>225's</u>	<u>250's</u>	<u>275's</u>	<u>300's</u>
1	11	14	4	3					
<u><400</u>	<u>400's</u>	<u>450's</u>	<u>500's</u>	<u>550's</u>	<u>600's</u>	<u>650's</u>	<u>700's</u>	<u>750's</u>	<u>800's</u>
7	2	2							

<u>Avg of Game 1</u>	<u>Avg of Game 2</u>	<u>Avg of Game 3</u>
138.64	130.45	133.64

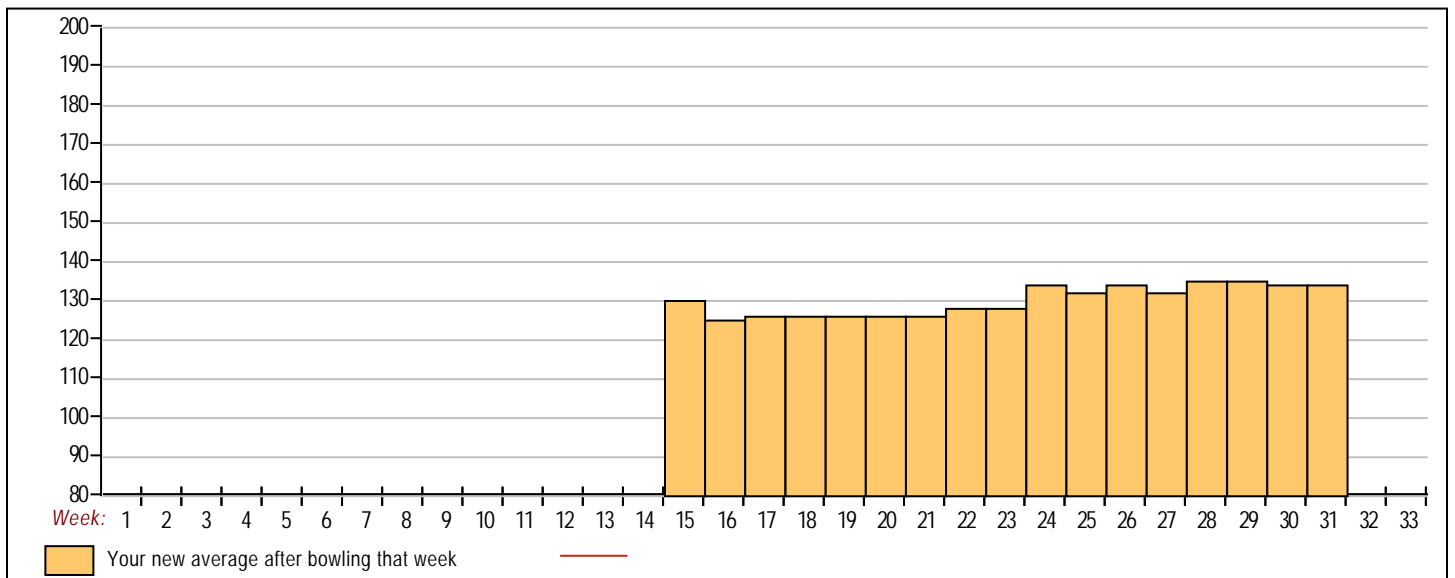
High game of 190 on week 24
 Low game of 92 on week 17

High series of 484 on week 24
 Low series of 346 on week 27

High average of 135.04 after bowling week 28
 Low average of 125.33 after bowling week 16

High Scores by Game

Game #1: 180 on week 24 Game #2: 170 on week 26 Game #3: 190 on week 24



Note: This report includes information through April 24 which is Week 31 of 33

Linda Evangelista's Bowling Record - Team 10: Triple Threat

Week No.	Bowling Date	Old Avg	Old HDCP	-1- -2- -3-			Total	HDCP Total	Pins	Gms	---Average Change---			High Game	High Sers	HDCP Game	HDCP Sers
											New - Old	--->	+/-				
1	09/06/23	bk150	56	156	181	136	473	641	473	3	157.67	- 0.00	= 157.67	181	473	237	641
2	09/13/23	bk150	56	141	133	131	405	573	878	6	146.33	- 157.67	= -11.33	181	473	237	641
3	09/20/23	bk150	56	161	144	158	463	631	1341	9	149.00	- 146.33	= 2.67	181	473	237	641
4	09/27/23	149	56	89	163	171	423	591	1764	12	147.00	- 149.00	= -2.00	181	473	237	641
5	10/04/23	147	58	139	154	161	454	628	2218	15	147.87	- 147.00	= 0.87	181	473	237	641
6	10/11/23	147	58	134	147	123	404	578	2622	18	145.67	- 147.87	= -2.20	181	473	237	641
7	10/18/23	145	60	107	122	145	374	554	2996	21	142.67	- 145.67	= -3.00	181	473	237	641
8	10/25/23	142	62	167	134	145	446	632	3442	24	143.42	- 142.67	= 0.75	181	473	237	641
9	11/01/23	143	61	176	158	117	451	634	3893	27	144.19	- 143.42	= 0.77	181	473	237	641
10	11/08/23	144	60	164	143	133	440	620	4333	30	144.43	- 144.19	= 0.25	181	473	237	641
11	11/15/23	144	60	143	166	154	463	643	4796	33	145.33	- 144.43	= 0.90	181	473	237	643
12	11/29/23	145	60	128	136	127	391	571	5187	36	144.08	- 145.33	= -1.25	181	473	237	643
13	12/06/23	144	60	160	159	161	480	660	5667	39	145.31	- 144.08	= 1.22	181	480	237	660
14	12/13/23	145	60	136	110	177	423	603	6090	42	145.00	- 145.31	= -0.31	181	480	237	660
15	12/20/23	145	0				0	0	6090	42	145.00	- 145.00	= 0.00	181	480	237	660
16	01/10/24	145	60	149	146	150	445	625	6535	45	145.22	- 145.00	= 0.22	181	480	237	660

End of 1st split

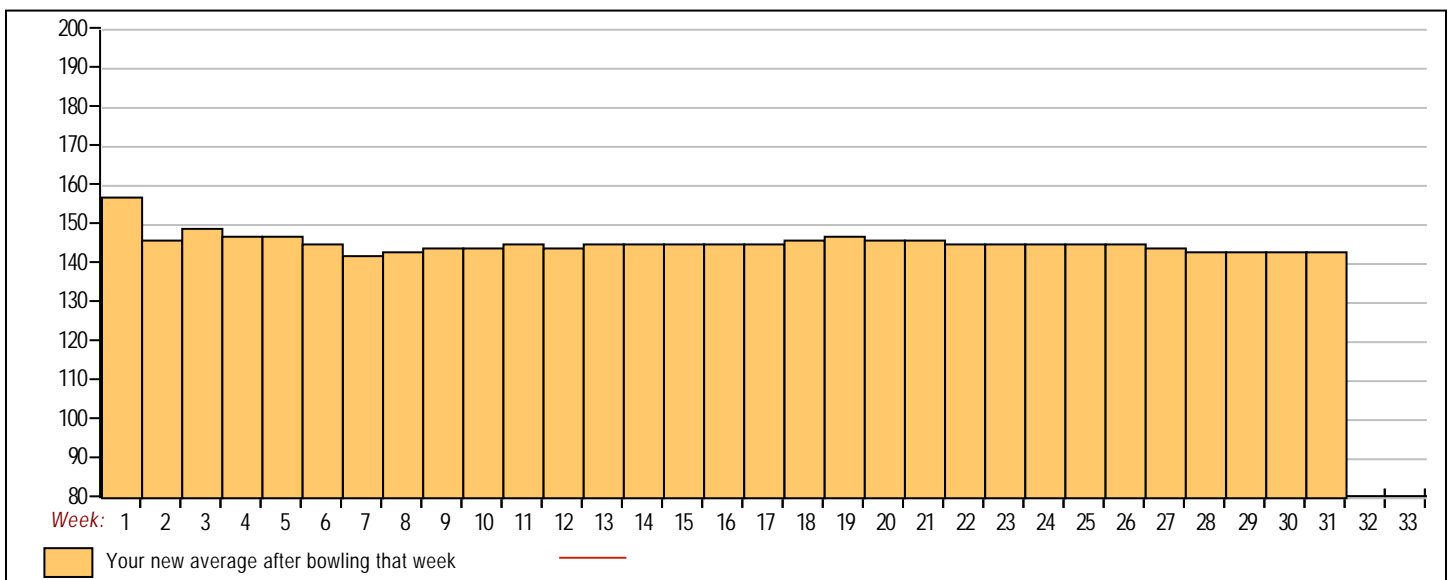
17	01/17/24	145	60	164	168	134	466	646	7001	48	145.85	- 145.22	= 0.63	181	480	237	660
18	01/24/24	145	60	191	166	133	490	670	7491	51	146.88	- 145.85	= 1.03	191	490	251	670
19	01/31/24	146	59	182	115	184	481	658	7972	54	147.63	- 146.88	= 0.75	191	490	251	670
20	02/07/24	147	58	106	149	130	385	559	8357	57	146.61	- 147.63	= -1.02	191	490	251	670
21	02/14/24	146	59	149	142	141	432	609	8789	60	146.48	- 146.61	= -0.13	191	490	251	670
22	02/21/24	146	59	142	144	118	404	581	9193	63	145.92	- 146.48	= -0.56	191	490	251	670
23	02/28/24	145	60	178	111	115	404	584	9597	66	145.41	- 145.92	= -0.51	191	490	251	670
24	03/06/24	145	60	132	124	163	419	599	10016	69	145.16	- 145.41	= -0.25	191	490	251	670
25	03/13/24	145	60	181	134	173	488	668	10504	72	145.89	- 145.16	= 0.73	191	490	251	670
26	03/20/24	145	60	125	136	151	412	592	10916	75	145.55	- 145.89	= -0.34	191	490	251	670
27	03/27/24	145	60	96	133	133	362	542	11278	78	144.59	- 145.55	= -0.96	191	490	251	670
28	04/03/24	144	60	84	138	134	356	536	11634	81	143.63	- 144.59	= -0.96	191	490	251	670
29	04/10/24	143	61	141	145	166	452	635	12086	84	143.88	- 143.63	= 0.25	191	490	251	670
30	04/17/24	143	61	112	154	137	403	586	12489	87	143.55	- 143.88	= -0.33	191	490	251	670
31	04/24/24	143	61	149	128	143	420	603	12909	90	143.43	- 143.55	= -0.12	191	490	251	670

<u><100</u>	<u>100's</u>	<u>125's</u>	<u>150's</u>	<u>175's</u>	<u>200's</u>	<u>225's</u>	<u>250's</u>	<u>275's</u>	<u>300's</u>
3	12	43	24	8					
<u><400</u>	<u>400's</u>	<u>450's</u>	<u>500's</u>	<u>550's</u>	<u>600's</u>	<u>650's</u>	<u>700's</u>	<u>750's</u>	<u>800's</u>
5	14	11							

Avg of Game 1	Avg of Game 2	Avg of Game 3
142.73	142.77	144.80

High game of 191 on week 18 High series of 490 on week 18 High average of 157.67 after bowling week 1
 Low game of 84 on week 28 Low series of 356 on week 28 Low average of 142.67 after bowling week 7

High Scores by Game
 Game #1: 191 on week 18 Game #2: 181 on week 1 Game #3: 184 on week 19



Note: This report includes information through April 24 which is Week 31 of 33

Elgin Wingate's Bowling Record - Team 10: Triple Threat

Week No.	Bowling Date	Old Avg	Old HDCP	-			Total	HDCP Total	Pins	Gms	---Average Change---			High Game	High Sers	HDCP Game	HDCP Sers		
				-1-	-2-	-3-					New	Old	---> +/-						
1	09/06/23	bk128	0				0	0	0	0	-	0.00	=	0.00	0	0			
2	09/13/23	bk128	73	91	107	135	333	552	333	3	111.00	-	0.00	=	111.00	135	333	208	552
3	09/20/23	bk128	73	147	183	135	465	684	798	6	133.00	-	111.00	=	22.00	183	465	256	684
4	09/27/23	bk128	73	175	109	92	376	595	1174	9	130.44	-	133.00	=	-2.56	183	465	256	684
5	10/04/23	130	72	a130	a130	a130	390	606	1174	9	130.44	-	130.44	=	0.00	183	465	256	684
6	10/11/23	130	72	134	174	148	456	672	1630	12	135.83	-	130.44	=	5.39	183	465	256	684
7	10/18/23	135	68	130	117	126	373	577	2003	15	133.53	-	135.83	=	-2.30	183	465	256	684
8	10/25/23	133	69	167	125	118	410	617	2413	18	134.06	-	133.53	=	0.52	183	465	256	684
9	11/01/23	134	68	158	135	118	411	615	2824	21	134.48	-	134.06	=	0.42	183	465	256	684
10	11/08/23	134	68	a134	a134	a134	402	606	2824	21	134.48	-	134.48	=	0.00	183	465	256	684
11	11/15/23	134	68	a134	a134	a134	402	606	2824	21	134.48	-	134.48	=	0.00	183	465	256	684
12	11/29/23	134	68	116	113	112	341	545	3165	24	131.88	-	134.48	=	-2.60	183	465	256	684
13	12/06/23	131	71	a131	a131	a131	393	606	3165	24	131.88	-	131.88	=	0.00	183	465	256	684
14	12/13/23	131	71	93	123	135	351	564	3516	27	130.22	-	131.88	=	-1.65	183	465	256	684
15	12/20/23	130	72	124	135	167	426	642	3942	30	131.40	-	130.22	=	1.18	183	465	256	684
16	01/10/24	131	0				0	0	3942	30	131.40	-	131.40	=	0.00	183	465	256	684

End of 1st split

17	01/17/24	131	71	159	115	127	401	614	4343	33	131.61	-	131.40	=	0.21	183	465	256	684
18	01/24/24	131	71	a131	a131	a131	393	606	4343	33	131.61	-	131.61	=	0.00	183	465	256	684
19	01/31/24	131	71	124	146	138	408	621	4751	36	131.97	-	131.61	=	0.37	183	465	256	684
20	02/07/24	131	71	a131	a131	a131	393	606	4751	36	131.97	-	131.97	=	0.00	183	465	256	684
21	02/14/24	131	71	a131	a131	a131	393	606	4751	36	131.97	-	131.97	=	0.00	183	465	256	684
22	02/21/24	131	71	101	124	119	344	557	5095	39	130.64	-	131.97	=	-1.33	183	465	256	684
23	02/28/24	130	72	99	131	148	378	594	5473	42	130.31	-	130.64	=	-0.33	183	465	256	684
24	03/06/24	130	72	112	141	125	378	594	5851	45	130.02	-	130.31	=	-0.29	183	465	256	684
25	03/13/24	130	0				0	0	5851	45	130.02	-	130.02	=	0.00	183	465	256	684
26	03/20/24	130	0				0	0	5851	45	130.02	-	130.02	=	0.00	183	465	256	684
27	03/27/24	130	0				0	0	5851	45	130.02	-	130.02	=	0.00	183	465	256	684
28	04/03/24	130	0				0	0	5851	45	130.02	-	130.02	=	0.00	183	465	256	684
29	04/10/24	130	0				0	0	5851	45	130.02	-	130.02	=	0.00	183	465	256	684
30	04/17/24	130	0				0	0	5851	45	130.02	-	130.02	=	0.00	183	465	256	684
31	04/24/24	130	72				0	0	5851	45	130.02	-	130.02	=	0.00	183	465	256	684



<u><100</u> 4	<u>100's</u> 16	<u>125's</u> 18	<u>150's</u> 5	<u>175's</u> 2	<u>200's</u>	<u>225's</u>	<u>250's</u>	<u>275's</u>	<u>300's</u>
<u><400</u> 8	<u>400's</u> 5	<u>450's</u> 2	<u>500's</u>	<u>550's</u>	<u>600's</u>	<u>650's</u>	<u>700's</u>	<u>750's</u>	<u>800's</u>

<u>Avg of Game 1</u> 128.67	<u>Avg of Game 2</u> 131.87	<u>Avg of Game 3</u> 129.53
--------------------------------	--------------------------------	--------------------------------

High game of 183 on week 3 High series of 465 on week 3 High average of 135.83 after bowling week 6
 Low game of 91 on week 2 Low series of 333 on week 2 Low average of 111.00 after bowling week 2

High Scores by Game
 Game #1: 175 on week 4 Game #2: 183 on week 3 Game #3: 167 on week 15

