

Note: This report includes information through April 16 which is Week 30 of 32

Darryl Huynh's Bowling Record - Team 6: Just Bowling #3

| Week No. | Bowling Date | Old Avg | Old HDCP | - | | | Total | HDCP Total | Pins | Gms | ---Average Change--- | | | High Game | High Sers | HDCP Game | HDCP Sers | | |
|----------|--------------|---------|----------|------|------|------|-------|------------|------|-----|----------------------|-----|----------|-----------|-----------|-----------|-----------|-----|-----|
| | | | | -1- | -2- | -3- | | | | | New | Old | ---> +/- | | | | | | |
| 1 | 09/05/23 | bk189 | 27 | 182 | 168 | 198 | 548 | 629 | 548 | 3 | 182.67 | - | 0.00 | = | 182.67 | 198 | 548 | 225 | 629 |
| 2 | 09/12/23 | bk189 | 27 | 212 | 242 | 182 | 636 | 717 | 1184 | 6 | 197.33 | - | 182.67 | = | 14.67 | 242 | 636 | 269 | 717 |
| 3 | 09/19/23 | bk189 | 27 | a189 | a189 | a189 | 567 | 648 | 1184 | 6 | 197.33 | - | 197.33 | = | 0.00 | 242 | 636 | 269 | 717 |
| 4 | 09/26/23 | bk189 | 27 | 140 | 233 | 221 | 594 | 675 | 1778 | 9 | 197.56 | - | 197.33 | = | 0.22 | 242 | 636 | 269 | 717 |
| 5 | 10/10/23 | 197 | 20 | 160 | 166 | 136 | 462 | 522 | 2240 | 12 | 186.67 | - | 197.56 | = | -10.89 | 242 | 636 | 269 | 717 |
| 6 | 10/17/23 | 186 | 30 | 183 | 145 | 190 | 518 | 608 | 2758 | 15 | 183.87 | - | 186.67 | = | -2.80 | 242 | 636 | 269 | 717 |
| 7 | 10/24/23 | 183 | 33 | 211 | 174 | 138 | 523 | 622 | 3281 | 18 | 182.28 | - | 183.87 | = | -1.59 | 242 | 636 | 269 | 717 |
| 8 | 10/31/23 | 182 | 34 | 204 | 190 | 161 | 555 | 657 | 3836 | 21 | 182.67 | - | 182.28 | = | 0.39 | 242 | 636 | 269 | 717 |
| 9 | 11/07/23 | 182 | 34 | 229 | 245 | 172 | 646 | 748 | 4482 | 24 | 186.75 | - | 182.67 | = | 4.08 | 245 | 646 | 279 | 748 |
| 10 | 11/14/23 | 186 | 30 | 194 | 197 | 203 | 594 | 684 | 5076 | 27 | 188.00 | - | 186.75 | = | 1.25 | 245 | 646 | 279 | 748 |
| 11 | 11/21/23 | 188 | 28 | 151 | 192 | 247 | 590 | 674 | 5666 | 30 | 188.87 | - | 188.00 | = | 0.87 | 247 | 646 | 279 | 748 |
| 12 | 11/28/23 | 188 | 28 | 169 | 181 | 213 | 563 | 647 | 6229 | 33 | 188.76 | - | 188.87 | = | -0.11 | 247 | 646 | 279 | 748 |
| 13 | 12/05/23 | 188 | 28 | 197 | 185 | 200 | 582 | 666 | 6811 | 36 | 189.19 | - | 188.76 | = | 0.44 | 247 | 646 | 279 | 748 |
| 14 | 12/12/23 | 189 | 27 | 192 | 189 | 208 | 589 | 670 | 7400 | 39 | 189.74 | - | 189.19 | = | 0.55 | 247 | 646 | 279 | 748 |
| 15 | 12/19/23 | 189 | 27 | 161 | 174 | 223 | 558 | 639 | 7958 | 42 | 189.48 | - | 189.74 | = | -0.27 | 247 | 646 | 279 | 748 |
| 16 | 01/09/24 | 189 | 27 | 195 | 225 | 211 | 631 | 712 | 8589 | 45 | 190.87 | - | 189.48 | = | 1.39 | 247 | 646 | 279 | 748 |

End of 1st split

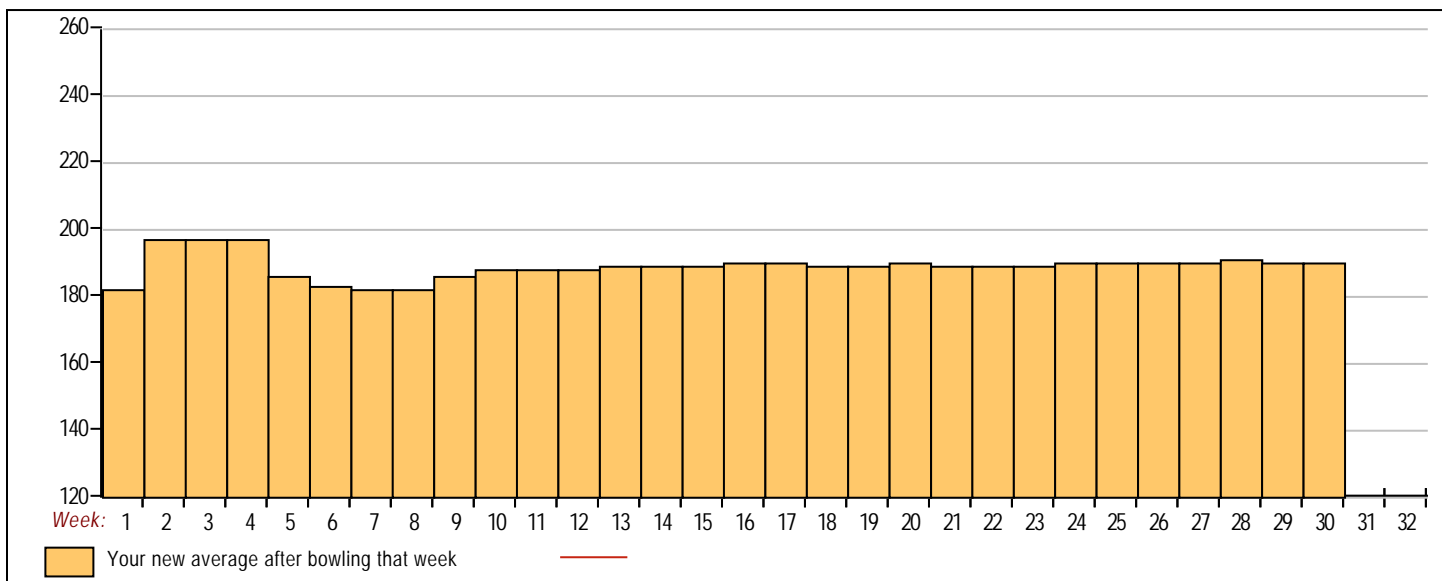
| | | | | | | | | | | | | | | | | | | | |
|----|----------|-----|----|-----|-----|-----|-----|-----|-------|----|--------|---|--------|---|-------|-----|-----|-----|-----|
| 17 | 01/16/24 | 190 | 27 | 126 | 197 | 209 | 532 | 613 | 9121 | 48 | 190.02 | - | 190.87 | = | -0.85 | 247 | 646 | 279 | 748 |
| 18 | 01/23/24 | 190 | 27 | 195 | 138 | 200 | 533 | 614 | 9654 | 51 | 189.29 | - | 190.02 | = | -0.73 | 247 | 646 | 279 | 748 |
| 19 | 01/30/24 | 189 | 27 | 221 | 205 | 147 | 573 | 654 | 10227 | 54 | 189.39 | - | 189.29 | = | 0.09 | 247 | 646 | 279 | 748 |
| 20 | 02/06/24 | 189 | 27 | 165 | 255 | 183 | 603 | 684 | 10830 | 57 | 190.00 | - | 189.39 | = | 0.61 | 255 | 646 | 282 | 748 |
| 21 | 02/13/24 | 190 | 27 | 190 | 167 | 180 | 537 | 618 | 11367 | 60 | 189.45 | - | 190.00 | = | -0.55 | 255 | 646 | 282 | 748 |
| 22 | 02/20/24 | 189 | 27 | 162 | 215 | 203 | 580 | 661 | 11947 | 63 | 189.63 | - | 189.45 | = | 0.18 | 255 | 646 | 282 | 748 |
| 23 | 02/27/24 | 189 | 27 | 210 | 180 | 193 | 583 | 664 | 12530 | 66 | 189.85 | - | 189.63 | = | 0.21 | 255 | 646 | 282 | 748 |
| 24 | 03/05/24 | 189 | 27 | 219 | 203 | 201 | 623 | 704 | 13153 | 69 | 190.62 | - | 189.85 | = | 0.77 | 255 | 646 | 282 | 748 |
| 25 | 03/12/24 | 190 | 27 | 181 | 176 | 200 | 557 | 638 | 13710 | 72 | 190.42 | - | 190.62 | = | -0.21 | 255 | 646 | 282 | 748 |
| 26 | 03/19/24 | 190 | 27 | 177 | 186 | 226 | 589 | 670 | 14299 | 75 | 190.65 | - | 190.42 | = | 0.24 | 255 | 646 | 282 | 748 |
| 27 | 03/26/24 | 190 | 27 | 182 | 212 | 191 | 585 | 666 | 14884 | 78 | 190.82 | - | 190.65 | = | 0.17 | 255 | 646 | 282 | 748 |
| 28 | 04/02/24 | 190 | 27 | 214 | 189 | 189 | 592 | 673 | 15476 | 81 | 191.06 | - | 190.82 | = | 0.24 | 255 | 646 | 282 | 748 |
| 29 | 04/09/24 | 191 | 26 | 190 | 150 | 178 | 518 | 596 | 15994 | 84 | 190.40 | - | 191.06 | = | -0.66 | 255 | 646 | 282 | 748 |
| 30 | 04/16/24 | 190 | 27 | 203 | 177 | 215 | 595 | 676 | 16589 | 87 | 190.68 | - | 190.40 | = | 0.27 | 255 | 646 | 282 | 748 |

| | | | | | | | | | |
|------|-------|-------|-------|-------|-------|-------|-------|-------|-------|
| <100 | 100's | 125's | 150's | 175's | 200's | 225's | 250's | 275's | 300's |
| | | 7 | 14 | 33 | 25 | 7 | 1 | | |
| <400 | 400's | 450's | 500's | 550's | 600's | 650's | 700's | 750's | 800's |
| | | 1 | 7 | 16 | 5 | | | | |

| Avg of Game 1 | Avg of Game 2 | Avg of Game 3 |
|---------------|---------------|---------------|
| 186.72 | 191.59 | 193.72 |

High game of 255 on week 20 High series of 646 on week 9 High average of 197.56 after bowling week 4
 Low game of 126 on week 17 Low series of 462 on week 5 Low average of 182.28 after bowling week 7

High Scores by Game
 Game #1: 229 on week 9 Game #2: 255 on week 20 Game #3: 247 on week 11



Note: This report includes information through April 16 which is Week 30 of 32

Angie Rivera's Bowling Record - Team 6: Just Bowling #3

| Week No. | Bowling Date | Old Avg | Old HDCP | - | | | Total | HDCP Total | Pins | Gms | ---Average Change--- | | | High Game | High Sers | HDCP Game | HDCP Sers | | |
|----------|--------------|---------|----------|-----|-----|-----|-------|------------|------|-----|----------------------|-----|----------|-----------|-----------|-----------|-----------|-----|-----|
| | | | | -1- | -2- | -3- | | | | | New | Old | ---> +/- | | | | | | |
| 5 | 10/10/23 | bk163 | 51 | 157 | 181 | 191 | 529 | 682 | 529 | 3 | 176.33 | - | 0.00 | = | 176.33 | 191 | 529 | 242 | 682 |
| 6 | 10/17/23 | bk163 | 0 | | | | 0 | 0 | 529 | 3 | 176.33 | - | 176.33 | = | 0.00 | 191 | 529 | 242 | 682 |
| 7 | 10/24/23 | bk163 | 0 | | | | 0 | 0 | 529 | 3 | 176.33 | - | 176.33 | = | 0.00 | 191 | 529 | 242 | 682 |
| 8 | 10/31/23 | bk163 | 0 | | | | 0 | 0 | 529 | 3 | 176.33 | - | 176.33 | = | 0.00 | 191 | 529 | 242 | 682 |
| 9 | 11/07/23 | bk163 | 0 | | | | 0 | 0 | 529 | 3 | 176.33 | - | 176.33 | = | 0.00 | 191 | 529 | 242 | 682 |
| 10 | 11/14/23 | bk163 | 0 | | | | 0 | 0 | 529 | 3 | 176.33 | - | 176.33 | = | 0.00 | 191 | 529 | 242 | 682 |
| 11 | 11/21/23 | bk163 | 0 | | | | 0 | 0 | 529 | 3 | 176.33 | - | 176.33 | = | 0.00 | 191 | 529 | 242 | 682 |
| 12 | 11/28/23 | bk163 | 0 | | | | 0 | 0 | 529 | 3 | 176.33 | - | 176.33 | = | 0.00 | 191 | 529 | 242 | 682 |
| 13 | 12/05/23 | bk163 | 51 | 147 | 150 | 170 | 467 | 620 | 996 | 6 | 166.00 | - | 176.33 | = | -10.33 | 191 | 529 | 242 | 682 |
| 14 | 12/12/23 | bk163 | 0 | | | | 0 | 0 | 996 | 6 | 166.00 | - | 166.00 | = | 0.00 | 191 | 529 | 242 | 682 |
| 15 | 12/19/23 | bk163 | 0 | | | | 0 | 0 | 996 | 6 | 166.00 | - | 166.00 | = | 0.00 | 191 | 529 | 242 | 682 |
| 16 | 01/09/24 | bk163 | 0 | | | | 0 | 0 | 996 | 6 | 166.00 | - | 166.00 | = | 0.00 | 191 | 529 | 242 | 682 |

End of 1st split

| | | | | | | | | | | | | | | | | | | | |
|----|----------|-------|----|-----|-----|-----|-----|-----|------|----|--------|---|--------|---|------|-----|-----|-----|-----|
| 17 | 01/16/24 | bk163 | 0 | | | | 0 | 0 | 996 | 6 | 166.00 | - | 166.00 | = | 0.00 | 191 | 529 | 242 | 682 |
| 18 | 01/23/24 | bk163 | 0 | | | | 0 | 0 | 996 | 6 | 166.00 | - | 166.00 | = | 0.00 | 191 | 529 | 242 | 682 |
| 19 | 01/30/24 | bk163 | 0 | | | | 0 | 0 | 996 | 6 | 166.00 | - | 166.00 | = | 0.00 | 191 | 529 | 242 | 682 |
| 20 | 02/06/24 | bk163 | 0 | | | | 0 | 0 | 996 | 6 | 166.00 | - | 166.00 | = | 0.00 | 191 | 529 | 242 | 682 |
| 21 | 02/13/24 | bk163 | 0 | | | | 0 | 0 | 996 | 6 | 166.00 | - | 166.00 | = | 0.00 | 191 | 529 | 242 | 682 |
| 22 | 02/20/24 | bk163 | 0 | | | | 0 | 0 | 996 | 6 | 166.00 | - | 166.00 | = | 0.00 | 191 | 529 | 242 | 682 |
| 23 | 02/27/24 | bk163 | 0 | | | | 0 | 0 | 996 | 6 | 166.00 | - | 166.00 | = | 0.00 | 191 | 529 | 242 | 682 |
| 24 | 03/05/24 | bk163 | 0 | | | | 0 | 0 | 996 | 6 | 166.00 | - | 166.00 | = | 0.00 | 191 | 529 | 242 | 682 |
| 25 | 03/12/24 | bk163 | 0 | | | | 0 | 0 | 996 | 6 | 166.00 | - | 166.00 | = | 0.00 | 191 | 529 | 242 | 682 |
| 26 | 03/19/24 | bk163 | 0 | | | | 0 | 0 | 996 | 6 | 166.00 | - | 166.00 | = | 0.00 | 191 | 529 | 242 | 682 |
| 27 | 03/26/24 | bk163 | 0 | | | | 0 | 0 | 996 | 6 | 166.00 | - | 166.00 | = | 0.00 | 191 | 529 | 242 | 682 |
| 28 | 04/02/24 | bk163 | 51 | 152 | 151 | 254 | 557 | 710 | 1553 | 9 | 172.56 | - | 166.00 | = | 6.56 | 254 | 557 | 305 | 710 |
| 29 | 04/09/24 | 172 | 43 | 169 | 178 | 181 | 528 | 657 | 2081 | 12 | 173.42 | - | 172.56 | = | 0.86 | 254 | 557 | 305 | 710 |
| 30 | 04/16/24 | 173 | 42 | 187 | 179 | 191 | 557 | 683 | 2638 | 15 | 175.87 | - | 173.42 | = | 2.45 | 254 | 557 | 305 | 710 |

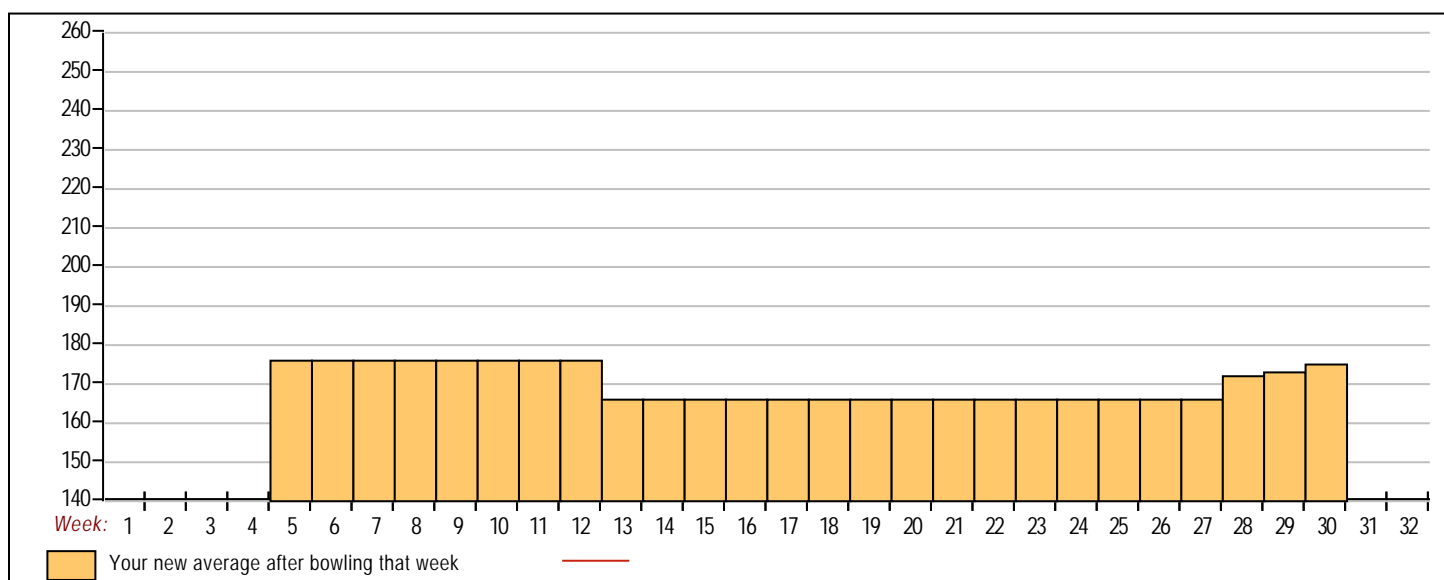


| | | | | | | | | | |
|------|-------|-------|-------|-------|-------|-------|-------|-------|-------|
| <100 | 100's | 125's | 150's | 175's | 200's | 225's | 250's | 275's | 300's |
| | | 1 | 6 | 7 | | | 1 | | |
| <400 | 400's | 450's | 500's | 550's | 600's | 650's | 700's | 750's | 800's |
| | | 1 | 2 | 2 | | | | | |

| Avg of Game 1 | Avg of Game 2 | Avg of Game 3 |
|---------------|---------------|---------------|
| 162.40 | 167.80 | 197.40 |

High game of 254 on week 28 High series of 557 on week 28 High average of 176.33 after bowling week 5
 Low game of 147 on week 13 Low series of 467 on week 13 Low average of 166.00 after bowling week 13

High Scores by Game
 Game #1: 187 on week 30 Game #2: 181 on week 5 Game #3: 254 on week 28



Note: This report includes information through April 16 which is Week 30 of 32

Michael Truong's Bowling Record - Team 6: Just Bowling #3

| Week No. | Bowling Date | Old Avg | Old HDCP | - | | | Total | HDCP Total | Pins | Gms | ---Average Change--- | | | High Game | High Sers | HDCP Game | HDCP Sers | | |
|----------|--------------|---------|----------|------|-----|-----|-------|------------|------|-----|----------------------|-----|----------|-----------|-----------|-----------|-----------|-----|-----|
| | | | | -1- | -2- | -3- | | | | | New | Old | ---> +/- | | | | | | |
| 1 | 09/05/23 | bk198 | 19 | 177 | 219 | 193 | 589 | 646 | 589 | 3 | 196.33 | - | 0.00 | = | 196.33 | 219 | 589 | 238 | 646 |
| 2 | 09/12/23 | bk198 | 19 | 169 | 190 | 178 | 537 | 594 | 1126 | 6 | 187.67 | - | 196.33 | = | -8.67 | 219 | 589 | 238 | 646 |
| 3 | 09/19/23 | bk198 | 19 | 181 | 199 | 192 | 572 | 629 | 1698 | 9 | 188.67 | - | 187.67 | = | 1.00 | 219 | 589 | 238 | 646 |
| 4 | 09/26/23 | 188 | 28 | 187 | 211 | 214 | 612 | 696 | 2310 | 12 | 192.50 | - | 188.67 | = | 3.83 | 219 | 612 | 242 | 696 |
| 5 | 10/10/23 | 192 | 25 | 234 | 167 | 162 | 563 | 638 | 2873 | 15 | 191.53 | - | 192.50 | = | -0.97 | 234 | 612 | 259 | 696 |
| 6 | 10/17/23 | 191 | 26 | 187 | 190 | 196 | 573 | 657 | 3446 | 18 | 191.44 | - | 191.53 | = | -0.09 | 234 | 612 | 259 | 696 |
| 7 | 10/24/23 | 191 | 26 | 201 | 255 | 179 | 635 | 713 | 4081 | 21 | 194.33 | - | 191.44 | = | 2.89 | 255 | 635 | 281 | 713 |
| 8 | 10/31/23 | 194 | 23 | 214 | 194 | 225 | 633 | 702 | 4714 | 24 | 196.42 | - | 194.33 | = | 2.08 | 255 | 635 | 281 | 713 |
| 9 | 11/07/23 | 196 | 21 | 225 | 210 | 238 | 673 | 736 | 5387 | 27 | 199.52 | - | 196.42 | = | 3.10 | 255 | 673 | 281 | 736 |
| 10 | 11/14/23 | 199 | 18 | 215 | 231 | 179 | 625 | 679 | 6012 | 30 | 200.40 | - | 199.52 | = | 0.88 | 255 | 673 | 281 | 736 |
| 11 | 11/21/23 | 200 | 18 | 203 | 185 | 246 | 634 | 688 | 6646 | 33 | 201.39 | - | 200.40 | = | 0.99 | 255 | 673 | 281 | 736 |
| 12 | 11/28/23 | 201 | 17 | 158 | 145 | 237 | 540 | 591 | 7186 | 36 | 199.61 | - | 201.39 | = | -1.78 | 255 | 673 | 281 | 736 |
| 13 | 12/05/23 | 199 | 18 | 180 | 206 | 181 | 567 | 621 | 7753 | 39 | 198.79 | - | 199.61 | = | -0.82 | 255 | 673 | 281 | 736 |
| 14 | 12/12/23 | 198 | 19 | 196 | 208 | 130 | 534 | 591 | 8287 | 42 | 197.31 | - | 198.79 | = | -1.49 | 255 | 673 | 281 | 736 |
| 15 | 12/19/23 | 197 | 20 | a197 | 195 | 213 | 605 | 665 | 8695 | 44 | 197.61 | - | 197.31 | = | 0.30 | 255 | 673 | 281 | 736 |
| 16 | 01/09/24 | 197 | 20 | 246 | 139 | 246 | 631 | 691 | 9326 | 47 | 198.43 | - | 197.61 | = | 0.81 | 255 | 673 | 281 | 736 |

End of 1st split

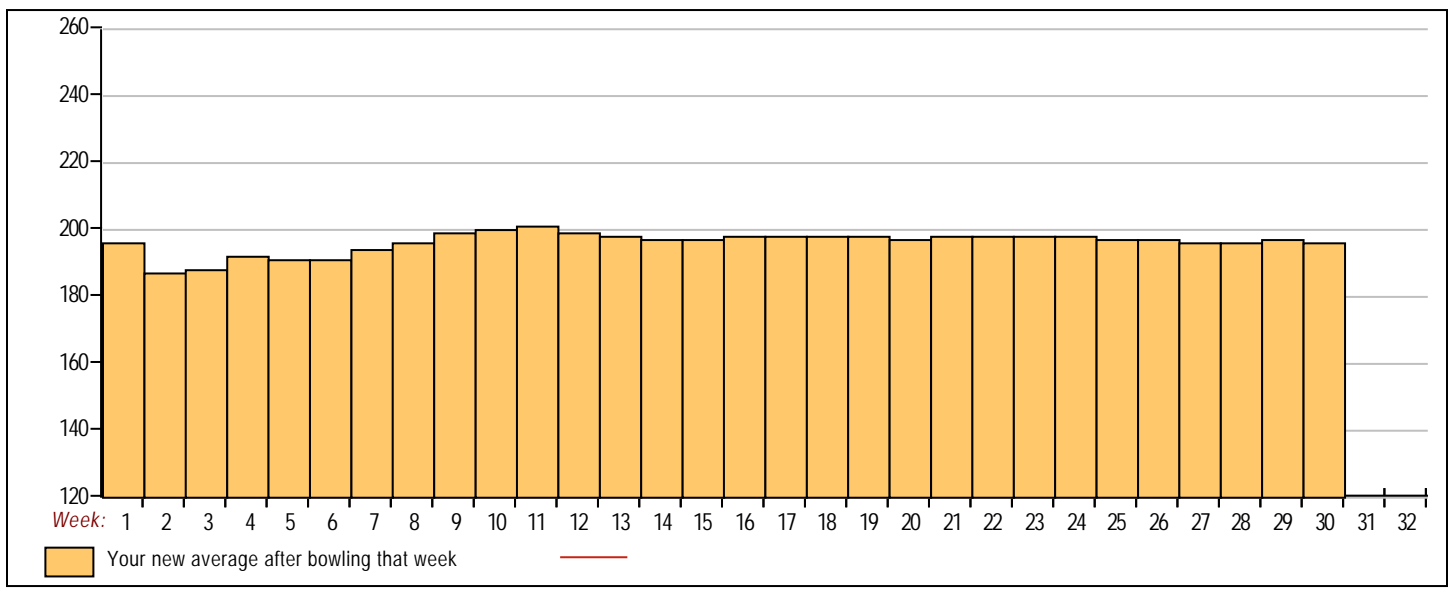
| | | | | | | | | | | | | | | | | | | | |
|----|----------|-----|----|-----|-----|-----|-----|-----|-------|----|--------|---|--------|---|-------|-----|-----|-----|-----|
| 17 | 01/16/24 | 198 | 19 | 200 | 196 | 223 | 619 | 676 | 9945 | 50 | 198.90 | - | 198.43 | = | 0.47 | 255 | 673 | 281 | 736 |
| 18 | 01/23/24 | 198 | 19 | 213 | 194 | 180 | 587 | 644 | 10532 | 53 | 198.72 | - | 198.90 | = | -0.18 | 255 | 673 | 281 | 736 |
| 19 | 01/30/24 | 198 | 19 | 148 | 246 | 183 | 577 | 634 | 11109 | 56 | 198.38 | - | 198.72 | = | -0.34 | 255 | 673 | 281 | 736 |
| 20 | 02/06/24 | 198 | 19 | 190 | 173 | 156 | 519 | 576 | 11628 | 59 | 197.08 | - | 198.38 | = | -1.29 | 255 | 673 | 281 | 736 |
| 21 | 02/13/24 | 197 | 20 | 233 | 214 | 205 | 652 | 712 | 12280 | 62 | 198.06 | - | 197.08 | = | 0.98 | 255 | 673 | 281 | 736 |
| 22 | 02/20/24 | 198 | 19 | 224 | 244 | 160 | 628 | 685 | 12908 | 65 | 198.58 | - | 198.06 | = | 0.52 | 255 | 673 | 281 | 736 |
| 23 | 02/27/24 | 198 | 19 | 203 | 217 | 182 | 602 | 659 | 13510 | 68 | 198.68 | - | 198.58 | = | 0.09 | 255 | 673 | 281 | 736 |
| 24 | 03/05/24 | 198 | 19 | 166 | 179 | 233 | 578 | 635 | 14088 | 71 | 198.42 | - | 198.68 | = | -0.25 | 255 | 673 | 281 | 736 |
| 25 | 03/12/24 | 198 | 19 | 163 | 180 | 201 | 544 | 601 | 14632 | 74 | 197.73 | - | 198.42 | = | -0.69 | 255 | 673 | 281 | 736 |
| 26 | 03/19/24 | 197 | 20 | 209 | 164 | 172 | 545 | 605 | 15177 | 77 | 197.10 | - | 197.73 | = | -0.63 | 255 | 673 | 281 | 736 |
| 27 | 03/26/24 | 197 | 20 | 234 | 166 | 156 | 556 | 616 | 15733 | 80 | 196.66 | - | 197.10 | = | -0.44 | 255 | 673 | 281 | 736 |
| 28 | 04/02/24 | 196 | 0 | | | | 0 | 0 | 15733 | 80 | 196.66 | - | 196.66 | = | 0.00 | 255 | 673 | 281 | 736 |
| 29 | 04/09/24 | 196 | 21 | 200 | 227 | 207 | 634 | 697 | 16367 | 83 | 197.19 | - | 196.66 | = | 0.53 | 255 | 673 | 281 | 736 |
| 30 | 04/16/24 | 197 | 20 | 168 | 187 | 190 | 545 | 605 | 16912 | 86 | 196.65 | - | 197.19 | = | -0.54 | 255 | 673 | 281 | 736 |

| | | | | | | | | | |
|------|-------|-------|-------|-------|-------|-------|-------|-------|-------|
| <100 | 100's | 125's | 150's | 175's | 200's | 225's | 250's | 275's | 300's |
| | | 4 | 14 | 29 | 23 | 15 | 1 | | |
| <400 | 400's | 450's | 500's | 550's | 600's | 650's | 700's | 750's | 800's |
| | | | 7 | 9 | 10 | 2 | | | |

| Avg of Game 1 | Avg of Game 2 | Avg of Game 3 |
|---------------|---------------|---------------|
| 197.29 | 197.62 | 195.07 |

High game of 255 on week 7 High series of 673 on week 9 High average of 201.39 after bowling week 11
 Low game of 130 on week 14 Low series of 519 on week 20 Low average of 187.67 after bowling week 2

High Scores by Game
 Game #1: 246 on week 16 Game #2: 255 on week 7 Game #3: 246 on week 11



Note: This report includes information through April 16 which is Week 30 of 32

Van Zeng's Bowling Record - Team 6: Just Bowling #3

| Week No. | Bowling Date | Old Avg | Old HDCP | - | | | Total | HDCP Total | Pins | Gms | ---Average Change--- | | | High Game | High Sers | HDCP Game | HDCP Sers | | |
|----------|--------------|---------|----------|------|------|------|-------|------------|------|-----|----------------------|-----|----------|-----------|-----------|-----------|-----------|-----|-----|
| | | | | -1- | -2- | -3- | | | | | New | Old | ---> +/- | | | | | | |
| 1 | 09/05/23 | bk204 | 14 | 194 | 132 | 155 | 481 | 523 | 481 | 3 | 160.33 | - | 0.00 | = | 160.33 | 194 | 481 | 208 | 523 |
| 2 | 09/12/23 | bk204 | 14 | 170 | 205 | 186 | 561 | 603 | 1042 | 6 | 173.67 | - | 160.33 | = | 13.33 | 205 | 561 | 219 | 603 |
| 3 | 09/19/23 | bk204 | 14 | 223 | 257 | 200 | 680 | 722 | 1722 | 9 | 191.33 | - | 173.67 | = | 17.67 | 257 | 680 | 271 | 722 |
| 4 | 09/26/23 | 194 | 23 | 198 | 203 | 160 | 561 | 630 | 2283 | 12 | 190.25 | - | 191.33 | = | -1.08 | 257 | 680 | 271 | 722 |
| 5 | 10/10/23 | 194 | 23 | 185 | 213 | 217 | 615 | 684 | 2898 | 15 | 193.20 | - | 190.25 | = | 2.95 | 257 | 680 | 271 | 722 |
| 6 | 10/17/23 | 194 | 23 | 227 | 199 | 267 | 693 | 762 | 3591 | 18 | 199.50 | - | 193.20 | = | 6.30 | 267 | 693 | 290 | 762 |
| 7 | 10/24/23 | 199 | 18 | 209 | 204 | 216 | 629 | 683 | 4220 | 21 | 200.95 | - | 199.50 | = | 1.45 | 267 | 693 | 290 | 762 |
| 8 | 10/31/23 | 200 | 18 | 190 | 158 | 202 | 550 | 604 | 4770 | 24 | 198.75 | - | 200.95 | = | -2.20 | 267 | 693 | 290 | 762 |
| 9 | 11/07/23 | 198 | 19 | 213 | 254 | 206 | 673 | 730 | 5443 | 27 | 201.59 | - | 198.75 | = | 2.84 | 267 | 693 | 290 | 762 |
| 10 | 11/14/23 | 201 | 17 | 215 | 156 | 180 | 551 | 602 | 5994 | 30 | 199.80 | - | 201.59 | = | -1.79 | 267 | 693 | 290 | 762 |
| 11 | 11/21/23 | 199 | 18 | 208 | 147 | 214 | 569 | 623 | 6563 | 33 | 198.88 | - | 199.80 | = | -0.92 | 267 | 693 | 290 | 762 |
| 12 | 11/28/23 | 198 | 19 | 246 | 145 | 187 | 578 | 635 | 7141 | 36 | 198.36 | - | 198.88 | = | -0.52 | 267 | 693 | 290 | 762 |
| 13 | 12/05/23 | 198 | 19 | 199 | 185 | 244 | 628 | 685 | 7769 | 39 | 199.21 | - | 198.36 | = | 0.84 | 267 | 693 | 290 | 762 |
| 14 | 12/12/23 | 199 | 18 | 200 | 200 | 217 | 617 | 671 | 8386 | 42 | 199.67 | - | 199.21 | = | 0.46 | 267 | 693 | 290 | 762 |
| 15 | 12/19/23 | 199 | 18 | a199 | a199 | a199 | 597 | 651 | 8386 | 42 | 199.67 | - | 199.67 | = | 0.00 | 267 | 693 | 290 | 762 |
| 16 | 01/09/24 | 199 | 18 | 223 | 237 | 214 | 674 | 728 | 9060 | 45 | 201.33 | - | 199.67 | = | 1.67 | 267 | 693 | 290 | 762 |

End of 1st split

| | | | | | | | | | | | | | | | | | | | |
|----|----------|-----|----|-----|-----|-----|-----|-----|-------|----|--------|---|--------|---|-------|-----|-----|-----|-----|
| 17 | 01/16/24 | 201 | 17 | 242 | 200 | 217 | 659 | 710 | 9719 | 48 | 202.48 | - | 201.33 | = | 1.15 | 267 | 693 | 290 | 762 |
| 18 | 01/23/24 | 202 | 16 | 219 | 256 | 194 | 669 | 717 | 10388 | 51 | 203.69 | - | 202.48 | = | 1.21 | 267 | 693 | 290 | 762 |
| 19 | 01/30/24 | 203 | 15 | 211 | 213 | 166 | 590 | 635 | 10978 | 54 | 203.30 | - | 203.69 | = | -0.39 | 267 | 693 | 290 | 762 |
| 20 | 02/06/24 | 203 | 15 | 187 | 195 | 163 | 545 | 590 | 11523 | 57 | 202.16 | - | 203.30 | = | -1.14 | 267 | 693 | 290 | 762 |
| 21 | 02/13/24 | 202 | 16 | 178 | 168 | 225 | 571 | 619 | 12094 | 60 | 201.57 | - | 202.16 | = | -0.59 | 267 | 693 | 290 | 762 |
| 22 | 02/20/24 | 201 | 17 | 215 | 208 | 200 | 623 | 674 | 12717 | 63 | 201.86 | - | 201.57 | = | 0.29 | 267 | 693 | 290 | 762 |
| 23 | 02/27/24 | 201 | 17 | 239 | 203 | 227 | 669 | 720 | 13386 | 66 | 202.82 | - | 201.86 | = | 0.96 | 267 | 693 | 290 | 762 |
| 24 | 03/05/24 | 202 | 16 | 204 | 193 | 181 | 578 | 626 | 13964 | 69 | 202.38 | - | 202.82 | = | -0.44 | 267 | 693 | 290 | 762 |
| 25 | 03/12/24 | 202 | 16 | 235 | 244 | 203 | 682 | 730 | 14646 | 72 | 203.42 | - | 202.38 | = | 1.04 | 267 | 693 | 290 | 762 |
| 26 | 03/19/24 | 203 | 15 | 181 | 209 | 188 | 578 | 623 | 15224 | 75 | 202.99 | - | 203.42 | = | -0.43 | 267 | 693 | 290 | 762 |
| 27 | 03/26/24 | 202 | 16 | 192 | 202 | 148 | 542 | 590 | 15766 | 78 | 202.13 | - | 202.99 | = | -0.86 | 267 | 693 | 290 | 762 |
| 28 | 04/02/24 | 202 | 16 | 234 | 216 | 214 | 664 | 712 | 16430 | 81 | 202.84 | - | 202.13 | = | 0.71 | 267 | 693 | 290 | 762 |
| 29 | 04/09/24 | 202 | 16 | 213 | 149 | 198 | 560 | 608 | 16990 | 84 | 202.26 | - | 202.84 | = | -0.58 | 267 | 693 | 290 | 762 |
| 30 | 04/16/24 | 202 | 16 | | | | 0 | 0 | 16990 | 84 | 202.26 | - | 202.26 | = | 0.00 | 267 | 693 | 290 | 762 |

| | | | | | | | | | |
|------|-------|-------|-------|-------|-------|-------|-------|-------|-------|
| <100 | 100's | 125's | 150's | 175's | 200's | 225's | 250's | 275's | 300's |
| | | 5 | 8 | 20 | 36 | 11 | 4 | | |
| <400 | 400's | 450's | 500's | 550's | 600's | 650's | 700's | 750's | 800's |
| | | 1 | 2 | 11 | 5 | 9 | | | |

| Avg of Game 1 | Avg of Game 2 | Avg of Game 3 |
|---------------|---------------|---------------|
| 208.93 | 198.25 | 199.61 |

High game of 267 on week 6 High series of 693 on week 6 High average of 203.69 after bowling week 18
 Low game of 132 on week 1 Low series of 481 on week 1 Low average of 160.33 after bowling week 1

High Scores by Game

Game #1: 246 on week 12 Game #2: 257 on week 3 Game #3: 267 on week 6

