

Note: This report includes information through April 16 which is Week 30 of 32

Wyman Lu's Bowling Record - Team 47: Werkshop

Week No.	Bowling Date	Old Avg	Old HDCP	-1-	-2-	-3-	Total	HDCP Total	Pins	Gms	---Average Change---			High Game	High Sers	HDCP Game	HDCP Sers		
											New	Old	---> +/-						
1	09/05/23	bk132	0				0	0	0	0	-	0.00	=	0.00	0	0			
2	09/12/23	bk132	79	130	131	165	426	663	426	3	142.00	-	0.00	=	142.00	165	426	244	663
3	09/19/23	bk132	0				0	0	426	3	142.00	-	142.00	=	0.00	165	426	244	663
4	09/26/23	bk132	79	175	140	116	431	668	857	6	142.83	-	142.00	=	0.83	175	431	254	668
5	10/10/23	bk132	0				0	0	857	6	142.83	-	142.83	=	0.00	175	431	254	668
6	10/17/23	bk132	0				0	0	857	6	142.83	-	142.83	=	0.00	175	431	254	668
7	10/24/23	bk132	0				0	0	857	6	142.83	-	142.83	=	0.00	175	431	254	668
8	10/31/23	bk132	0				0	0	857	6	142.83	-	142.83	=	0.00	175	431	254	668
9	11/07/23	bk132	0				0	0	857	6	142.83	-	142.83	=	0.00	175	431	254	668
10	11/14/23	bk132	0				0	0	857	6	142.83	-	142.83	=	0.00	175	431	254	668
11	11/21/23	bk132	0				0	0	857	6	142.83	-	142.83	=	0.00	175	431	254	668
12	11/28/23	bk132	0				0	0	857	6	142.83	-	142.83	=	0.00	175	431	254	668
13	12/05/23	bk132	0				0	0	857	6	142.83	-	142.83	=	0.00	175	431	254	668
14	12/12/23	bk132	79	119	107	132	358	595	1215	9	135.00	-	142.83	=	-7.83	175	431	254	668
15	12/19/23	135	76	145	133	145	423	651	1638	12	136.50	-	135.00	=	1.50	175	431	254	668
16	01/09/24	136	75	122	164	143	429	654	2067	15	137.80	-	136.50	=	1.30	175	431	254	668

End of 1st split

17	01/16/24	137	74	162	111	152	425	647	2492	18	138.44	-	137.80	=	0.64	175	431	254	668
18	01/23/24	138	73	106	99	163	368	587	2860	21	136.19	-	138.44	=	-2.25	175	431	254	668
19	01/30/24	136	75	133	130	115	378	603	3238	24	134.92	-	136.19	=	-1.27	175	431	254	668
20	02/06/24	134	77	123	113	182	418	649	3656	27	135.41	-	134.92	=	0.49	182	431	259	668
21	02/13/24	135	76	124	129	133	386	614	4042	30	134.73	-	135.41	=	-0.67	182	431	259	668
22	02/20/24	134	77	142	174	145	461	692	4503	33	136.45	-	134.73	=	1.72	182	461	259	692
23	02/27/24	136	75	168	124	148	440	665	4943	36	137.31	-	136.45	=	0.85	182	461	259	692
24	03/05/24	137	74	107	172	165	444	666	5387	39	138.13	-	137.31	=	0.82	182	461	259	692
25	03/12/24	138	73	163	167	117	447	666	5834	42	138.90	-	138.13	=	0.78	182	461	259	692
26	03/19/24	138	73	158	155	110	423	642	6257	45	139.04	-	138.90	=	0.14	182	461	259	692
27	03/26/24	139	72	132	143	148	423	639	6680	48	139.17	-	139.04	=	0.12	182	461	259	692
28	04/02/24	139	72	149	120	125	394	610	7074	51	138.71	-	139.17	=	-0.46	182	461	259	692
29	04/09/24	138	73	149	200	119	468	687	7542	54	139.67	-	138.71	=	0.96	200	468	273	692
30	04/16/24	139	72	143	145	163	451	667	7993	57	140.23	-	139.67	=	0.56	200	468	273	692



<u><100</u>	<u>100's</u>	<u>125's</u>	<u>150's</u>	<u>175's</u>	<u>200's</u>	<u>225's</u>	<u>250's</u>	<u>275's</u>	<u>300's</u>
1	16	23	14	2	1				
<u><400</u>	<u>400's</u>	<u>450's</u>	<u>500's</u>	<u>550's</u>	<u>600's</u>	<u>650's</u>	<u>700's</u>	<u>750's</u>	<u>800's</u>
5	11	3							

<u>Avg of Game 1</u>	<u>Avg of Game 2</u>	<u>Avg of Game 3</u>
139.47	139.84	141.37

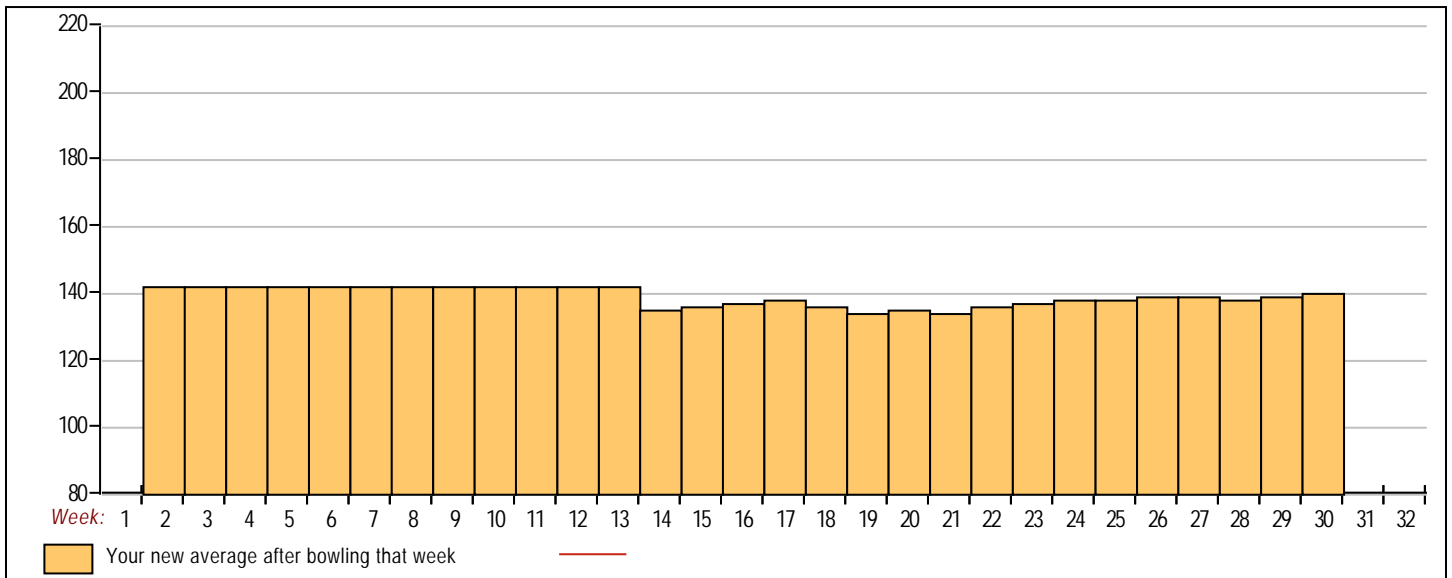
High game of 200 on week 29
Low game of 99 on week 18

High series of 468 on week 29
Low series of 358 on week 14

High average of 142.83 after bowling week 4
Low average of 134.73 after bowling week 21

High Scores by Game

Game #1: 175 on week 4 Game #2: 200 on week 29 Game #3: 182 on week 20



Note: This report includes information through April 16 which is Week 30 of 32

Jimmy Sexton's Bowling Record - Team 47: Werkshop

Week No.	Bowling Date	Old Avg	Old HDCP	-1-	-2-	-3-	Total	HDCP Total	Pins	Gms	---Average Change---			High Game	High Sers	HDCP Game	HDCP Sers		
											New	Old	---> +/-						
1	09/05/23	bk171	44	197	152	148	497	629	497	3	165.67	-	0.00	=	165.67	197	497	241	629
2	09/12/23	bk171	0				0	0	497	3	165.67	-	165.67	=	0.00	197	497	241	629
3	09/19/23	bk171	0				0	0	497	3	165.67	-	165.67	=	0.00	197	497	241	629
4	09/26/23	bk171	44	172	155	125	452	584	949	6	158.17	-	165.67	=	-7.50	197	497	241	629
5	10/10/23	bk171	44	234	149	163	546	678	1495	9	166.11	-	158.17	=	7.94	234	546	278	678
6	10/17/23	166	0				0	0	1495	9	166.11	-	166.11	=	0.00	234	546	278	678
7	10/24/23	166	48	222	215	188	625	769	2120	12	176.67	-	166.11	=	10.56	234	625	278	769
8	10/31/23	176	39	186	162	168	516	633	2636	15	175.73	-	176.67	=	-0.93	234	625	278	769
9	11/07/23	175	40	183	147	150	480	600	3116	18	173.11	-	175.73	=	-2.62	234	625	278	769
10	11/14/23	173	42	211	198	234	643	769	3759	21	179.00	-	173.11	=	5.89	234	643	278	769
11	11/21/23	188	0				0	0	3759	21	179.00	-	179.00	=	0.00	234	643	278	769
12	11/28/23	188	28	214	178	157	549	633	4308	24	179.50	-	179.00	=	0.50	234	643	278	769
13	12/05/23	188	28	150	209	215	574	658	4882	27	180.81	-	179.50	=	1.31	234	643	278	769
14	12/12/23	188	28	a188	a188	a188	564	648	4882	27	180.81	-	180.81	=	0.00	234	643	278	769
15	12/19/23	188	0				0	0	4882	27	180.81	-	180.81	=	0.00	234	643	278	769
16	01/09/24	188	0				0	0	4882	27	180.81	-	180.81	=	0.00	234	643	278	769

End of 1st split

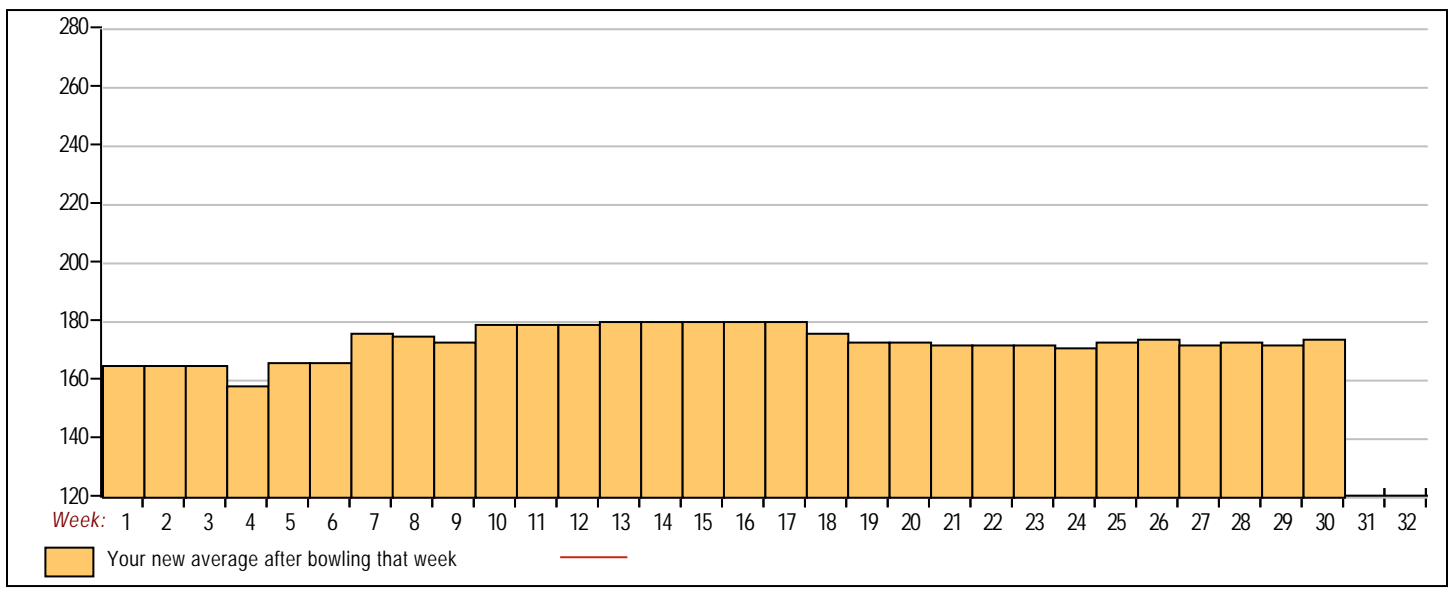
17	01/16/24	188	28	188	174	157	519	603	5401	30	180.03	-	180.81	=	-0.78	234	643	278	769
18	01/23/24	188	28	148	137	131	416	500	5817	33	176.27	-	180.03	=	-3.76	234	643	278	769
19	01/30/24	188	28	137	135	158	430	514	6247	36	173.53	-	176.27	=	-2.74	234	643	278	769
20	02/06/24	188	0				0	0	6247	36	173.53	-	173.53	=	0.00	234	643	278	769
21	02/13/24	188	28	148	149	171	468	552	6715	39	172.18	-	173.53	=	-1.35	234	643	278	769
22	02/20/24	188	28	182	170	171	523	607	7238	42	172.33	-	172.18	=	0.15	234	643	278	769
23	02/27/24	188	0				0	0	7238	42	172.33	-	172.33	=	0.00	234	643	278	769
24	03/05/24	188	28	180	157	129	466	550	7704	45	171.20	-	172.33	=	-1.13	234	643	278	769
25	03/12/24	188	28	167	263	176	606	690	8310	48	173.13	-	171.20	=	1.93	263	643	307	769
26	03/19/24	188	28	193	180	202	575	659	8885	51	174.22	-	173.13	=	1.09	263	643	291	769
27	03/26/24	188	28	138	143	137	418	502	9303	54	172.28	-	174.22	=	-1.94	263	643	291	769
28	04/02/24	188	28	209	167	210	586	670	9889	57	173.49	-	172.28	=	1.21	263	643	291	769
29	04/09/24	188	28	171	179	125	475	559	10364	60	172.73	-	173.49	=	-0.76	263	643	291	769
30	04/16/24	188	28	177	216	224	617	701	10981	63	174.30	-	172.73	=	1.57	263	643	291	769

<100	100's	125's	150's	175's	200's	225's	250's	275's	300's
		16	19	14	11	2	1		
<400	400's	450's	500's	550's	600's	650's	700's	750's	800's
	3	6	5	3	4				

Avg of Game 1	Avg of Game 2	Avg of Game 3
181.29	173.10	168.52

High game of 263 on week 25 High series of 643 on week 10 High average of 180.81 after bowling week 13
 Low game of 125 on week 4 Low series of 416 on week 18 Low average of 158.17 after bowling week 4

High Scores by Game
 Game #1: 234 on week 5 Game #2: 263 on week 25 Game #3: 234 on week 10



Note: This report includes information through April 16 which is Week 30 of 32

Mark Moua's Bowling Record - Team 47: Werkshop

Week No.	Bowling Date	Old Avg	Old HDCP	-1-	-2-	-3-	Total	HDCP Total	Pins	Gms	---Average Change--- New - Old ---> +/-			High Game	High Sers	HDCP Game	HDCP Sers	
End of 1st split																		
17	01/16/24	0	0				0	0	0	0	-	0.00	=	0.00	0	0		
18	01/23/24	0	0				0	0	0	0	-	0.00	=	0.00	0	0		
19	01/30/24	0	0				0	0	0	0	-	0.00	=	0.00	0	0		
20	02/06/24	141	71	115	126	182	423	636	423	3	141.00	-	0.00	=	141.00	182	423	
21	02/13/24	141	0				0	0	423	3	141.00	-	141.00	=	0.00	182	423	
22	02/20/24	141	0				0	0	423	3	141.00	-	141.00	=	0.00	182	423	
23	02/27/24	141	0				0	0	423	3	141.00	-	141.00	=	0.00	182	423	
24	03/05/24	141	0				0	0	423	3	141.00	-	141.00	=	0.00	182	423	
25	03/12/24	141	0				0	0	423	3	141.00	-	141.00	=	0.00	182	423	
26	03/19/24	141	0				0	0	423	3	141.00	-	141.00	=	0.00	182	423	
27	03/26/24	141	0				0	0	423	3	141.00	-	141.00	=	0.00	182	423	
28	04/02/24	130	81	96	121	140	357	600	780	6	130.00	-	141.00	=	-11.00	182	423	
29	04/09/24	134	77	106	146	177	429	660	1209	9	134.33	-	130.00	=	4.33	182	429	
30	04/16/24	134	77	105	135	179	419	650	1628	12	135.67	-	134.33	=	1.33	182	429	256 650

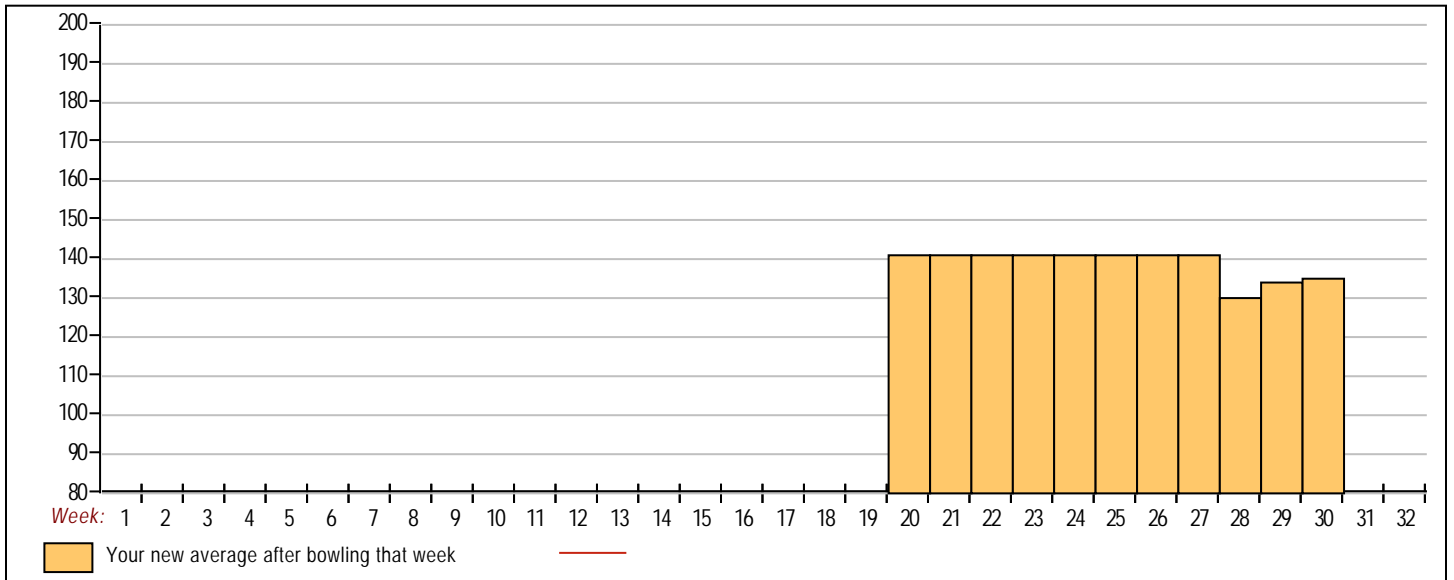


<u><100</u>	<u>100's</u>	<u>125's</u>	<u>150's</u>	<u>175's</u>	<u>200's</u>	<u>225's</u>	<u>250's</u>	<u>275's</u>	<u>300's</u>
1	4	4		3					
<u><400</u>	<u>400's</u>	<u>450's</u>	<u>500's</u>	<u>550's</u>	<u>600's</u>	<u>650's</u>	<u>700's</u>	<u>750's</u>	<u>800's</u>
1	3								

<u>Avg of Game 1</u>	<u>Avg of Game 2</u>	<u>Avg of Game 3</u>
105.50	132.00	169.50

High game of 182 on week 20 High series of 429 on week 29 High average of 141.00 after bowling week 20
 Low game of 96 on week 28 Low series of 357 on week 28 Low average of 130.00 after bowling week 28

High Scores by Game
 Game #1: 115 on week 20 Game #2: 146 on week 29 Game #3: 182 on week 20



Note: This report includes information through April 16 which is Week 30 of 32

Jenny Mak's Bowling Record - Team 47: Werkshop

Week No.	Bowling Date	Old Avg	Old HDCP	-1-	-2-	-3-	Total	HDCP Total	Pins	Gms	---Average Change---			High Game	High Sers	HDCP Game	HDCP Sers
											New	Old	---> +/-				
1	09/05/23	133	78	115	164	121	400	634	400	3	133.33	-	0.00	=	133.33	164	400
2	09/12/23	138	73	144	145	141	430	649	830	6	138.33	-	133.33	=	5.00	164	430
3	09/19/23	131	80	105	105	140	350	590	1180	9	131.11	-	138.33	=	-7.22	164	430
4	09/26/23	131	0				0	0	1180	9	131.11	-	131.11	=	0.00	164	430
5	10/10/23	131	80	113	142	180	435	675	1615	12	134.58	-	131.11	=	3.47	180	435
6	10/17/23	134	77	104	108	186	398	629	2013	15	134.20	-	134.58	=	-0.38	186	435
7	10/24/23	134	0				0	0	2013	15	134.20	-	134.20	=	0.00	186	435
8	10/31/23	134	0				0	0	2013	15	134.20	-	134.20	=	0.00	186	435
9	11/07/23	134	77	109	125	135	369	600	2382	18	132.33	-	134.20	=	-1.87	186	435
10	11/14/23	132	0				0	0	2382	18	132.33	-	132.33	=	0.00	186	435
11	11/21/23	132	0				0	0	2382	18	132.33	-	132.33	=	0.00	186	435
12	11/28/23	132	79	123	108	142	373	610	2755	21	131.19	-	132.33	=	-1.14	186	435
13	12/05/23	131	80	133	116	141	390	630	3145	24	131.04	-	131.19	=	-0.15	186	435
14	12/12/23	131	0				0	0	3145	24	131.04	-	131.04	=	0.00	186	435
15	12/19/23	131	0				0	0	3145	24	131.04	-	131.04	=	0.00	186	435
16	01/09/24	131	80	136	156	129	421	661	3566	27	132.07	-	131.04	=	1.03	186	435

End of 1st split

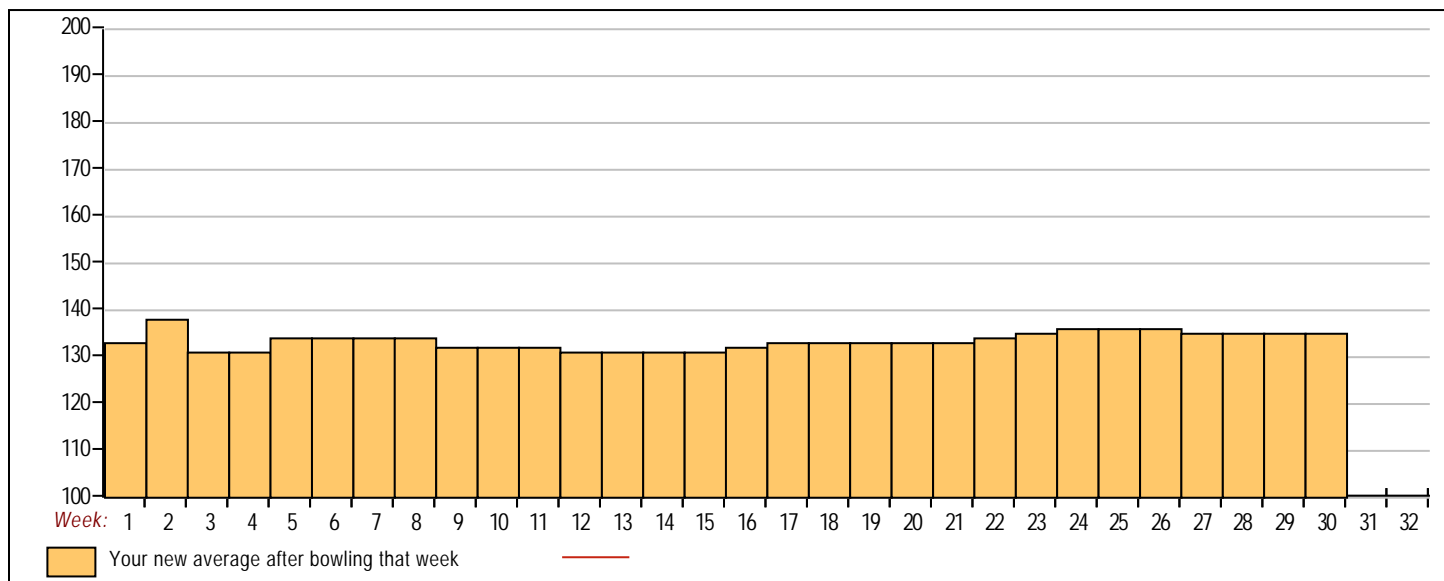
17	01/16/24	132	79	154	147	128	429	666	3995	30	133.17	-	132.07	=	1.09	186	435
18	01/23/24	133	0				0	0	3995	30	133.17	-	133.17	=	0.00	186	435
19	01/30/24	133	0				0	0	3995	30	133.17	-	133.17	=	0.00	186	435
20	02/06/24	133	78	125	173	116	414	648	4409	33	133.61	-	133.17	=	0.44	186	435
21	02/13/24	133	78	156	124	134	414	648	4823	36	133.97	-	133.61	=	0.37	186	435
22	02/20/24	133	78	155	159	114	428	662	5251	39	134.64	-	133.97	=	0.67	186	435
23	02/27/24	134	77	158	136	147	441	672	5692	42	135.52	-	134.64	=	0.88	186	441
24	03/05/24	135	76	160	119	151	430	658	6122	45	136.04	-	135.52	=	0.52	186	441
25	03/12/24	136	75	163	142	127	432	657	6554	48	136.54	-	136.04	=	0.50	186	441
26	03/19/24	136	75	128	144	115	387	612	6941	51	136.10	-	136.54	=	-0.44	186	441
27	03/26/24	136	75	110	152	129	391	616	7332	54	135.78	-	136.10	=	-0.32	186	441
28	04/02/24	135	0				0	0	7332	54	135.78	-	135.78	=	0.00	186	441
29	04/09/24	135	0				0	0	7332	54	135.78	-	135.78	=	0.00	186	441
30	04/16/24	135	76				0	0	7332	54	135.78	-	135.78	=	0.00	186	441

<100	100's	125's	150's	175's	200's	225's	250's	275's	300's
	17	23	12	2					
<400	400's	450's	500's	550's	600's	650's	700's	750's	800's
7	11								

Avg of Game 1	Avg of Game 2	Avg of Game 3
132.83	136.94	137.56

High game of 186 on week 6 High series of 441 on week 23 High average of 138.33 after bowling week 2
 Low game of 104 on week 6 Low series of 350 on week 3 Low average of 131.04 after bowling week 13

High Scores by Game
 Game #1: 163 on week 25 Game #2: 173 on week 20 Game #3: 186 on week 6



Note: This report includes information through April 16 which is Week 30 of 32

Sunny Wong's Bowling Record - Team 47: Werkshop

Week No.	Bowling Date	Old Avg	Old HDCP	-1-	-2-	-3-	Total	HDCP Total	Pins	Gms	---Average Change---			High Game	High Sers	HDCP Game	HDCP Sers		
											New	Old	---> +/-						
1	09/05/23	bk145	0				0	0	0	0	-	0.00	=	0.00	0	0			
2	09/12/23	bk145	0				0	0	0	0	-	0.00	=	0.00	0	0			
3	09/19/23	bk145	67	139	176	150	465	666	465	3	155.00	-	0.00	=	155.00	176	465	243	666
4	09/26/23	bk145	67	136	96	145	377	578	842	6	140.33	-	155.00	=	-14.67	176	465	243	666
5	10/10/23	bk145	0				0	0	842	6	140.33	-	140.33	=	0.00	176	465	243	666
6	10/17/23	bk145	67	115	96	159	370	571	1212	9	134.67	-	140.33	=	-5.67	176	465	243	666
7	10/24/23	135	0				0	0	1212	9	134.67	-	134.67	=	0.00	176	465	243	666
8	10/31/23	135	0				0	0	1212	9	134.67	-	134.67	=	0.00	176	465	243	666
9	11/07/23	135	0				0	0	1212	9	134.67	-	134.67	=	0.00	176	465	243	666
10	11/14/23	135	76	163	214	125	502	730	1714	12	142.83	-	134.67	=	8.17	214	502	290	730
11	11/21/23	142	70	177	205	166	548	758	2262	15	150.80	-	142.83	=	7.97	214	548	290	758
12	11/28/23	150	0				0	0	2262	15	150.80	-	150.80	=	0.00	214	548	290	758
13	12/05/23	150	0				0	0	2262	15	150.80	-	150.80	=	0.00	214	548	290	758
14	12/12/23	150	63	110	163	133	406	595	2668	18	148.22	-	150.80	=	-2.58	214	548	290	758
15	12/19/23	148	64	207	150	117	474	666	3142	21	149.62	-	148.22	=	1.40	214	548	290	758
16	01/09/24	149	0				0	0	3142	21	149.62	-	149.62	=	0.00	214	548	290	758

End of 1st split

17	01/16/24	149	0				0	0	3142	21	149.62	-	149.62	=	0.00	214	548	290	758
18	01/23/24	149	63	120	144	113	377	566	3519	24	146.63	-	149.62	=	-2.99	214	548	290	758
19	01/30/24	146	66	101	121	113	335	533	3854	27	142.74	-	146.63	=	-3.88	214	548	290	758
20	02/06/24	142	0				0	0	3854	27	142.74	-	142.74	=	0.00	214	548	290	758
21	02/13/24	142	0				0	0	3854	27	142.74	-	142.74	=	0.00	214	548	290	758
22	02/20/24	142	0				0	0	3854	27	142.74	-	142.74	=	0.00	214	548	290	758
23	02/27/24	142	70	a142	a142	a142	426	636	3854	27	142.74	-	142.74	=	0.00	214	548	290	758
24	03/05/24	142	0				0	0	3854	27	142.74	-	142.74	=	0.00	214	548	290	758
25	03/12/24	142	0				0	0	3854	27	142.74	-	142.74	=	0.00	214	548	290	758
26	03/19/24	142	0				0	0	3854	27	142.74	-	142.74	=	0.00	214	548	290	758
27	03/26/24	142	0				0	0	3854	27	142.74	-	142.74	=	0.00	214	548	290	758
28	04/02/24	142	0				0	0	3854	27	142.74	-	142.74	=	0.00	214	548	290	758
29	04/09/24	142	0				0	0	3854	27	142.74	-	142.74	=	0.00	214	548	290	758
30	04/16/24	142	70				0	0	3854	27	142.74	-	142.74	=	0.00	214	548	290	758

<u><100</u>	<u>100's</u>	<u>125's</u>	<u>150's</u>	<u>175's</u>	<u>200's</u>	<u>225's</u>	<u>250's</u>	<u>275's</u>	<u>300's</u>
2	8	6	6	2	3				
<u><400</u>	<u>400's</u>	<u>450's</u>	<u>500's</u>	<u>550's</u>	<u>600's</u>	<u>650's</u>	<u>700's</u>	<u>750's</u>	<u>800's</u>
4	1	2	2						

Avg of Game 1 Avg of Game 2 Avg of Game 3
 140.89 151.67 135.67

High game of 214 on week 10 High series of 548 on week 11 High average of 155.00 after bowling week 3
 Low game of 96 on week 4 Low series of 335 on week 19 Low average of 134.67 after bowling week 6

High Scores by Game
 Game #1: 207 on week 15 Game #2: 214 on week 10 Game #3: 166 on week 11

