

Note: This report includes information through April 23 which is Week 31 of 32

**Jason Reyla's Bowling Record - Team 46: Sana All**

Week No.	Bowling Date	Old Avg	Old HDCP	-			Total	HDCP Total	Pins	Gms	---Average Change---			High Game	High Sers	HDCP Game	HDCP Sers		
				-1-	-2-	-3-					New	Old	---> +/-						
1	09/05/23	bk180	36	192	167	172	531	639	531	3	177.00	-	0.00	=	177.00	192	531	228	639
2	09/12/23	bk180	36	209	198	219	626	734	1157	6	192.83	-	177.00	=	15.83	219	626	255	734
----- Week 3 was bowled after week 4 -----																			
3	09/19/23	195	22	184	187	200	571	637	1728	9	192.83	-	0.00	=	192.83	219	626	255	734
Scores were bowled after week 4 for weeks: 3																			
4	09/26/23	bk180	36	181	220	205	606	714	2334	12	194.50	-	192.83	=	1.67	220	626	256	734
5	10/10/23	194	23	213	180	179	572	641	2906	15	193.73	-	194.50	=	-0.77	220	626	256	734
6	10/17/23	193	24	173	232	167	572	644	3478	18	193.22	-	193.73	=	-0.51	232	626	256	734
7	10/24/23	193	24	191	182	178	551	623	4029	21	191.86	-	193.22	=	-1.37	232	626	256	734
8	10/31/23	191	26	180	184	149	513	591	4542	24	189.25	-	191.86	=	-2.61	232	626	256	734
9	11/07/23	189	27	a189	a189	a189	567	648	4542	24	189.25	-	189.25	=	0.00	232	626	256	734
10	11/14/23	189	27	176	159	190	525	606	5067	27	187.67	-	189.25	=	-1.58	232	626	256	734
----- Week 11 was bowled after week 13 -----																			
11	11/21/23	187	29	191	160	201	552	639	5619	30	187.67	-	0.00	=	187.67	232	626	256	734
12	11/28/23	187	29	a187	a187	a187	561	648	5619	30	187.67	-	187.67	=	0.00	232	626	256	734
Scores were bowled after week 13 for weeks: 11																			
13	12/05/23	187	29	168	156	229	553	640	6172	33	187.03	-	187.67	=	-0.64	232	626	258	734
14	12/12/23	187	29	242	214	258	714	801	6886	36	191.28	-	187.03	=	4.25	258	714	287	801
15	12/19/23	191	26	a191	a191	a191	573	651	6886	36	191.28	-	191.28	=	0.00	258	714	287	801
16	01/09/24	191	26	133	150	148	431	509	7317	39	187.62	-	191.28	=	-3.66	258	714	287	801

**End of 1st split**

17	01/16/24	187	29	222	194	140	556	643	7873	42	187.45	-	187.62	=	-0.16	258	714	287	801
18	01/23/24	187	29	200	150	175	525	612	8398	45	186.62	-	187.45	=	-0.83	258	714	287	801
19	01/30/24	186	30	170	205	178	553	643	8951	48	186.48	-	186.62	=	-0.14	258	714	287	801
20	02/06/24	186	30	148	181	142	471	561	9422	51	184.75	-	186.48	=	-1.73	258	714	287	801
----- Week 21 was bowled after week 25 -----																			
21	02/13/24	183	33	227	184	166	577	676	9999	54	184.75	-	0.00	=	184.75	258	714	287	801
----- Week 22 was bowled after week 26 -----																			
22	02/20/24	184	32	249	224	236	709	805	10708	57	184.75	-	0.00	=	184.75	258	714	287	817
----- Week 23 was bowled after week 27 -----																			
23	02/27/24	186	30	176	267	187	630	720	11338	60	184.75	-	0.00	=	184.75	267	714	303	805
24	03/05/24	184	32	172	167	107	446	542	11784	63	182.74	-	184.75	=	-2.00	267	714	297	805
Scores were bowled after week 25 for weeks: 21																			
25	03/12/24	182	34	169	204	213	586	688	12370	66	183.85	-	182.74	=	1.11	267	714	297	805
Scores were bowled after week 26 for weeks: 22																			
26	03/19/24	183	33	176	248	178	602	701	12972	69	187.00	-	183.85	=	3.15	267	714	297	805
Scores were bowled after week 27 for weeks: 23																			
27	03/26/24	187	29	190	167	156	513	600	13485	72	187.29	-	187.00	=	0.29	267	714	297	805
28	04/02/24	187	29	196	184	213	593	680	14078	75	187.71	-	187.29	=	0.41	267	714	297	805
29	04/09/24	187	29	171	196	138	505	592	14583	78	186.96	-	187.71	=	-0.75	267	714	297	805
30	04/16/24	186	30	182	144	137	463	553	15046	81	185.75	-	186.96	=	-1.21	267	714	297	805
31	04/23/24	185	31	189	179	176	544	637	15590	84	185.60	-	185.75	=	-0.16	267	714	297	805

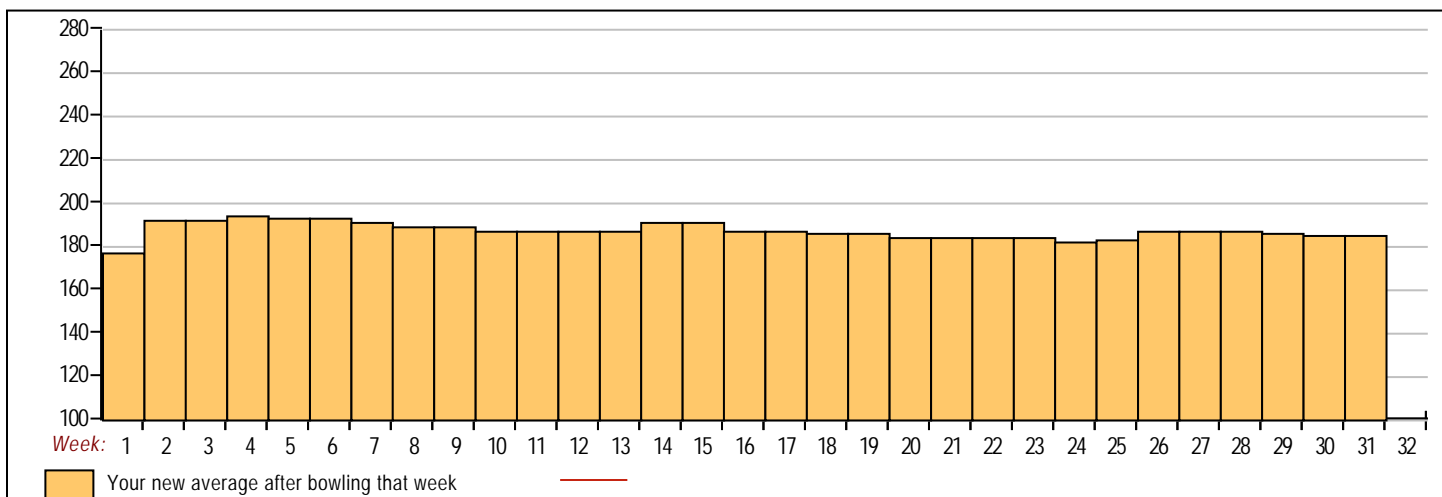
<100	100's	125's	150's	175's	200's	225's	250's	275's	300's
	1	9	18	32	15	7	2		
<400	400's	450's	500's	550's	600's	650's	700's	750's	800's
	2	2	7	11	4		2		

<b>Avg of Game 1</b>	<b>Avg of Game 2</b>	<b>Avg of Game 3</b>
188.21	188.68	179.89

High game of 267 on week 23      High series of 714 on week 14      High average of 194.50 after bowling week 4  
 Low game of 107 on week 24      Low series of 431 on week 16      Low average of 177.00 after bowling week 1

High Scores by Game

Game #1: 249 on week 22    Game #2: 267 on week 23    Game #3: 258 on week 14



Note: This report includes information through April 23 which is Week 31 of 32

**Bong Canta's Bowling Record - Team 46: Sana All**

Table with columns: Week No., Bowling Date, Old Avg, Old HDCP, -1-, -2-, -3-, Total, HDCP Total, Pins, Gms, ---Average Change--- (New - Old ---> +/-), High Game, High Sers, HDCP Game, HDCP Sers. Rows 1-16.

**End of 1st split**

Table with columns: Week No., Bowling Date, Old Avg, Old HDCP, -1-, -2-, -3-, Total, HDCP Total, Pins, Gms, ---Average Change--- (New - Old ---> +/-), High Game, High Sers, HDCP Game, HDCP Sers. Rows 17-31.



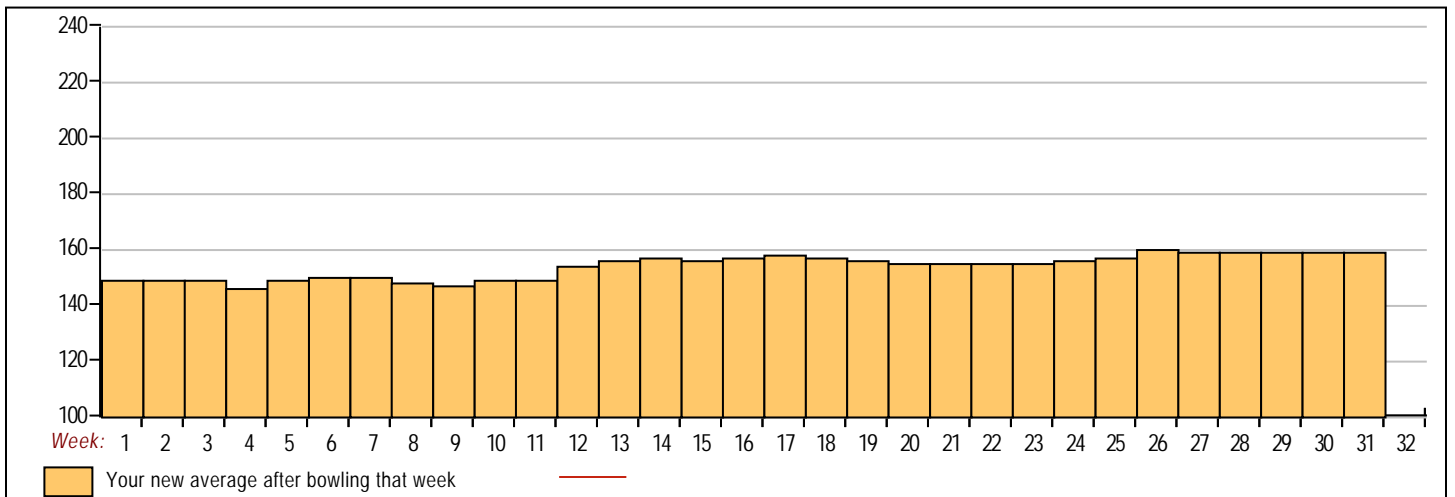
Summary table with columns: <100, 100's, 125's, 150's, 175's, 200's, 225's, 250's, 275's, 300's, <400, 400's, 450's, 500's, 550's, 600's, 650's, 700's, 750's, 800's. Values: 1, 7, 29, 28, 15, 11, 1, 9, 12, 5, 3.

Summary table with columns: Avg of Game 1, Avg of Game 2, Avg of Game 3. Values: 153.40, 160.03, 164.50.

High game of 224 on week 17 High series of 587 on week 12 High average of 160.31 after bowling week 26  
Low game of 104 on week 30 Low series of 385 on week 19 Low average of 146.11 after bowling week 4

High Scores by Game

Game #1: 203 on week 12 Game #2: 208 on week 28 Game #3: 224 on week 17



Note: This report includes information through April 23 which is Week 31 of 32

Jeff Alignay's Bowling Record - Team 46: Sana All

Table with columns: Week No., Bowling Date, Old Avg, Old HDCP, -1-, -2-, -3-, Total, HDCP Total, Pins, Gms, ---Average Change--- (New - Old ---> +/-), High Game, High Sers, HDCP Game, HDCP Sers. Rows 1-16.

End of 1st split

Table with columns: Week No., Bowling Date, Old Avg, Old HDCP, -1-, -2-, -3-, Total, HDCP Total, Pins, Gms, ---Average Change--- (New - Old ---> +/-), High Game, High Sers, HDCP Game, HDCP Sers. Rows 17-31.

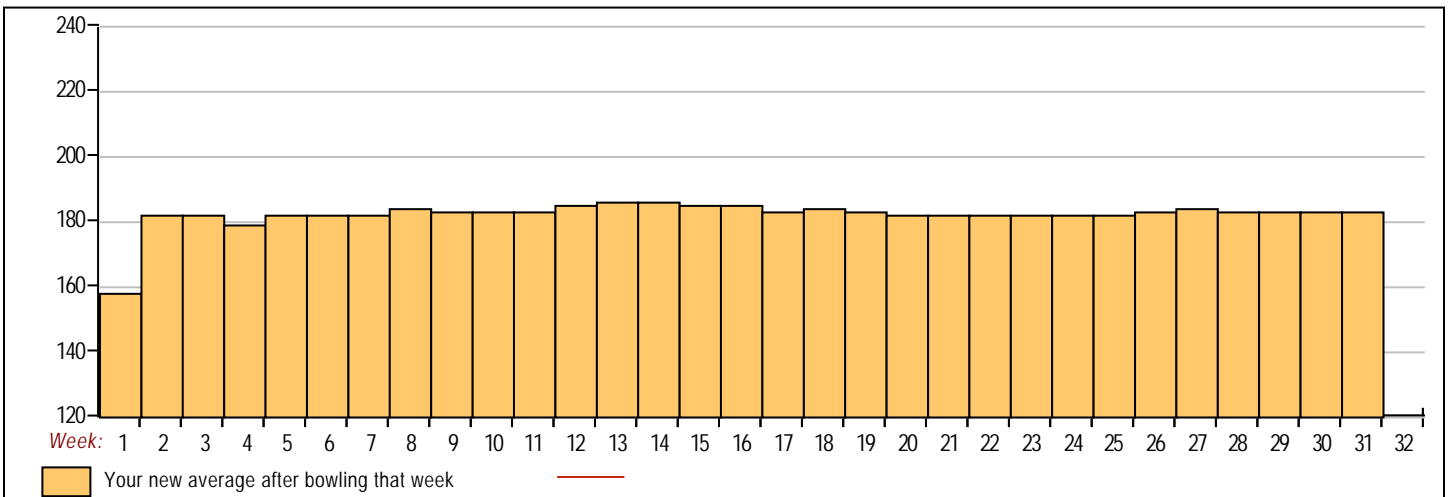


Summary table with columns: <100, 100's, 125's, 150's, 175's, 200's, 225's, 250's, 275's, 300's, <400, 400's, 450's, 500's, 550's, 600's, 650's, 700's, 750's, 800's. Values: 7, 24, 36, 20, 3, 5, 9, 10, 6.

Avg of Game 1: 177.40, Avg of Game 2: 185.40, Avg of Game 3: 186.80

High game of 236 on week 27 High series of 626 on week 12 High average of 186.11 after bowling week 13  
Low game of 139 on week 15 Low series of 474 on week 1 Low average of 158.00 after bowling week 1

High Scores by Game  
Game #1: 236 on week 27 Game #2: 228 on week 2 Game #3: 232 on week 23



Note: This report includes information through April 23 which is Week 31 of 32

**Tom Pan's Bowling Record - Team 46: Sana All**

Week No.	Bowling Date	Old Avg	Old HDCP	-1-	-2-	-3-	Total	HDCP Total	Pins	Gms	---Average Change---			High Game	High Sers	HDCP Game	HDCP Sers
											New - Old	--->	+/-				
1	09/05/23	bk131	0				0	0	0	0		- 0.00 = 0.00	0	0			
2	09/12/23	bk131	80	149	151	139	439	679	439	3	146.33	- 0.00 = 146.33	151	439	231	679	
3	09/19/23	bk131	0				0	0	439	3	146.33	- 146.33 = 0.00	151	439	231	679	
4	09/26/23	bk131	0				0	0	439	3	146.33	- 146.33 = 0.00	151	439	231	679	
5	10/10/23	bk131	0				0	0	439	3	146.33	- 146.33 = 0.00	151	439	231	679	
6	10/17/23	bk131	0				0	0	439	3	146.33	- 146.33 = 0.00	151	439	231	679	
7	10/24/23	bk131	0				0	0	439	3	146.33	- 146.33 = 0.00	151	439	231	679	
8	10/31/23	bk131	0				0	0	439	3	146.33	- 146.33 = 0.00	151	439	231	679	
9	11/07/23	bk131	0				0	0	439	3	146.33	- 146.33 = 0.00	151	439	231	679	
10	11/14/23	bk131	0				0	0	439	3	146.33	- 146.33 = 0.00	151	439	231	679	
11	11/21/23	bk131	0				0	0	439	3	146.33	- 146.33 = 0.00	151	439	231	679	
12	11/28/23	bk131	0				0	0	439	3	146.33	- 146.33 = 0.00	151	439	231	679	
13	12/05/23	bk131	0				0	0	439	3	146.33	- 146.33 = 0.00	151	439	231	679	
14	12/12/23	bk131	0				0	0	439	3	146.33	- 146.33 = 0.00	151	439	231	679	
15	12/19/23	bk131	0				0	0	439	3	146.33	- 146.33 = 0.00	151	439	231	679	
16	01/09/24	bk131	0				0	0	439	3	146.33	- 146.33 = 0.00	151	439	231	679	

**End of 1st split**

17	01/16/24	bk131	0				0	0	439	3	146.33	- 146.33 = 0.00	151	439	231	679
18	01/23/24	bk131	0				0	0	439	3	146.33	- 146.33 = 0.00	151	439	231	679
19	01/30/24	bk131	0				0	0	439	3	146.33	- 146.33 = 0.00	151	439	231	679
20	02/06/24	bk131	0				0	0	439	3	146.33	- 146.33 = 0.00	151	439	231	679
21	02/13/24	bk131	0				0	0	439	3	146.33	- 146.33 = 0.00	151	439	231	679
22	02/20/24	bk131	0				0	0	439	3	146.33	- 146.33 = 0.00	151	439	231	679
23	02/27/24	bk131	0				0	0	439	3	146.33	- 146.33 = 0.00	151	439	231	679
24	03/05/24	bk131	0				0	0	439	3	146.33	- 146.33 = 0.00	151	439	231	679
25	03/12/24	bk131	0				0	0	439	3	146.33	- 146.33 = 0.00	151	439	231	679
26	03/19/24	bk131	0				0	0	439	3	146.33	- 146.33 = 0.00	151	439	231	679
27	03/26/24	bk131	0				0	0	439	3	146.33	- 146.33 = 0.00	151	439	231	679
28	04/02/24	bk131	0				0	0	439	3	146.33	- 146.33 = 0.00	151	439	231	679
29	04/09/24	bk131	0				0	0	439	3	146.33	- 146.33 = 0.00	151	439	231	679
30	04/16/24	bk131	0				0	0	439	3	146.33	- 146.33 = 0.00	151	439	231	679
31	04/23/24	bk131	80				0	0	439	3	146.33	- 146.33 = 0.00	151	439	231	679

<u>&lt;100</u>	<u>100's</u>	<u>125's</u>	<u>150's</u>	<u>175's</u>	<u>200's</u>	<u>225's</u>	<u>250's</u>	<u>275's</u>	<u>300's</u>
		2	1						
<u>&lt;400</u>	<u>400's</u>	<u>450's</u>	<u>500's</u>	<u>550's</u>	<u>600's</u>	<u>650's</u>	<u>700's</u>	<u>750's</u>	<u>800's</u>
	1								

<u>Avg of Game 1</u>	<u>Avg of Game 2</u>	<u>Avg of Game 3</u>
149.00	151.00	139.00

High game of 151 on week 2      High series of 439 on week 2      High average of 146.33 after bowling week 2  
 Low game of 139 on week 2      Low series of 439 on week 2      Low average of 146.33 after bowling week 2

High Scores by Game  
 Game #1: 149 on week 2    Game #2: 151 on week 2    Game #3: 139 on week 2

