

Note: This report includes information through April 16 which is Week 30 of 32

Jason Reyla's Bowling Record - Team 46: Sana All

Table with columns: Week No., Bowling Date, Old Avg, Old HDCP, -1-, -2-, -3-, Total, HDCP Total, Pins, Gms, ---Average Change--- New - Old ---> +/-, High Game, High Sers, HDCP Game, HDCP Sers. Rows 1-16.

End of 1st split

Table with columns: Week No., Bowling Date, Old Avg, Old HDCP, -1-, -2-, -3-, Total, HDCP Total, Pins, Gms, ---Average Change--- New - Old ---> +/-, High Game, High Sers, HDCP Game, HDCP Sers. Rows 17-30.

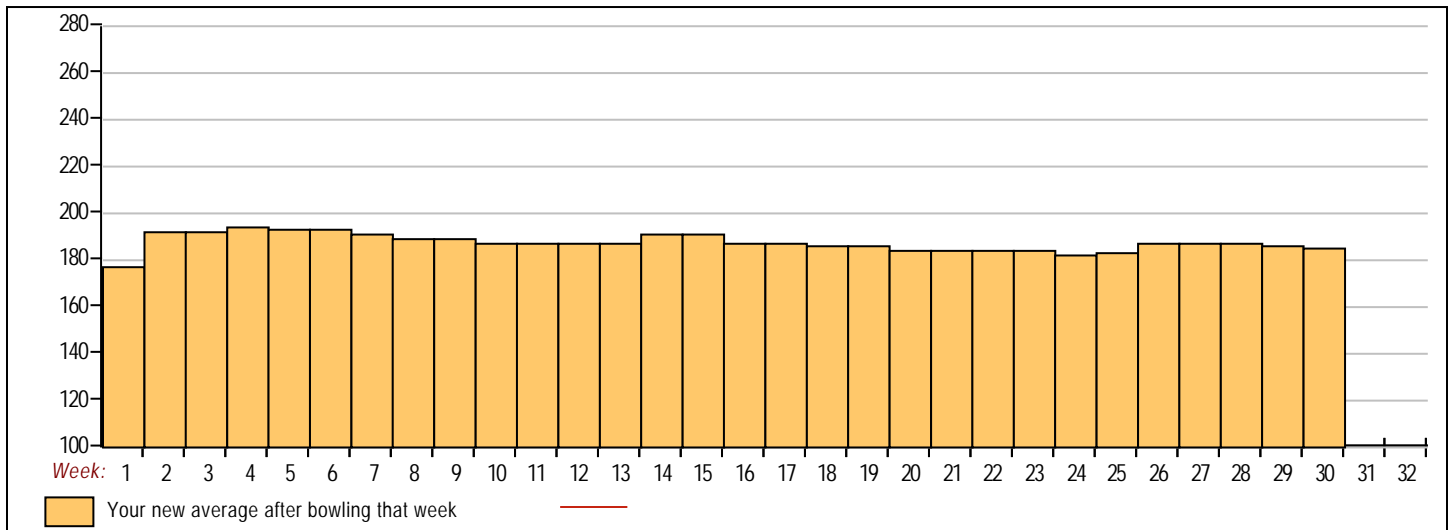
Summary statistics section

Summary statistics table with columns: <100, 100's, 125's, 150's, 175's, 200's, 225's, 250's, 275's, 300's, <400, 400's, 450's, 500's, 550's, 600's, 650's, 700's, 750's, 800's.

Avg of Game 1: 188.19, Avg of Game 2: 189.04, Avg of Game 3: 180.04

High game of 267 on week 23, High series of 714 on week 14, High average of 194.50 after bowling week 4, Low game of 107 on week 24, Low series of 431 on week 16, Low average of 177.00 after bowling week 1

High Scores by Game: Game #1: 249 on week 22, Game #2: 267 on week 23, Game #3: 258 on week 14



Note: This report includes information through April 16 which is Week 30 of 32

**Bong Canta's Bowling Record - Team 46: Sana All**

Week No.	Bowling Date	Old Avg	Old HDCP	-			Total	HDCP Total	Pins	Gms	---Average Change---			High Game	High Sers	HDCP Game	HDCP Sers		
				-1-	-2-	-3-					New	Old	---> +/-						
1	09/05/23	bk163	51	165	132	150	447	600	447	3	149.00	-	0.00	=	149.00	165	447	216	600
2	09/12/23	bk163	0				0	0	447	3	149.00	-	149.00	=	0.00	165	447	216	600
----- Week 3 was bowled after week 4 -----																			
3	09/19/23	bk163	51	123	166	140	429	582	876	6	149.00	-	0.00	=	149.00	166	447	217	600
Scores were bowled after week 4 for weeks: 3																			
4	09/26/23	bk163	51	144	161	134	439	592	1315	9	146.11	-	149.00	=	-2.89	166	447	217	600
5	10/10/23	153	60	137	152	187	476	656	1791	12	149.25	-	146.11	=	3.14	187	476	247	656
6	10/17/23	153	60	129	136	205	470	650	2261	15	150.73	-	149.25	=	1.48	205	476	265	656
7	10/24/23	153	60	139	164	143	446	626	2707	18	150.39	-	150.73	=	-0.34	205	476	265	656
8	10/31/23	153	60	128	116	163	407	587	3114	21	148.29	-	150.39	=	-2.10	205	476	265	656
9	11/07/23	153	60	158	135	143	436	616	3550	24	147.92	-	148.29	=	-0.37	205	476	265	656
10	11/14/23	153	60	159	180	157	496	676	4046	27	149.85	-	147.92	=	1.94	205	496	265	676
----- Week 11 was bowled after week 13 -----																			
11	11/21/23	156	57	161	183	124	468	639	4514	30	149.85	-	0.00	=	149.85	205	496	265	676
12	11/28/23	153	60	203	192	192	587	767	5101	33	154.43	-	149.85	=	4.58	205	587	265	767
Scores were bowled after week 13 for weeks: 11																			
13	12/05/23	154	59	177	183	179	539	716	5640	36	156.67	-	154.43	=	2.23	205	587	265	767
14	12/12/23	156	57	146	131	209	486	657	6126	39	157.08	-	156.67	=	0.41	209	587	266	767
15	12/19/23	157	56	151	170	130	451	619	6577	42	156.60	-	157.08	=	-0.48	209	587	266	767
16	01/09/24	156	57	180	176	151	507	678	7084	45	157.42	-	156.60	=	0.83	209	587	266	767

**End of 1st split**

17	01/16/24	157	56	137	179	224	540	708	7624	48	158.83	-	157.42	=	1.41	224	587	280	767
18	01/23/24	158	55	135	154	136	425	590	8049	51	157.82	-	158.83	=	-1.01	224	587	280	767
19	01/30/24	157	56	124	119	142	385	553	8434	54	156.19	-	157.82	=	-1.64	224	587	280	767
20	02/06/24	156	57	142	161	144	447	618	8881	57	155.81	-	156.19	=	-0.38	224	587	280	767
----- Week 21 was bowled after week 25 -----																			
21	02/13/24	156	57	167	169	200	536	707	9417	60	155.81	-	0.00	=	155.81	224	587	280	767
----- Week 22 was bowled after week 26 -----																			
22	02/20/24	159	54	164	199	202	565	727	9982	63	155.81	-	0.00	=	155.81	224	587	280	767
----- Week 23 was bowled after week 27 -----																			
23	02/27/24	159	54	158	152	160	470	632	10452	66	155.81	-	0.00	=	155.81	224	587	280	767
24	03/05/24	155	58	151	161	168	480	654	10932	69	156.02	-	155.81	=	0.21	224	587	280	767
Scores were bowled after week 25 for weeks: 21																			
25	03/12/24	156	57	167	201	142	510	681	11442	72	157.68	-	156.02	=	1.67	224	587	280	767
Scores were bowled after week 26 for weeks: 22																			
26	03/19/24	157	56	184	202	184	570	738	12012	75	160.31	-	157.68	=	2.62	224	587	280	767
Scores were bowled after week 27 for weeks: 23																			
27	03/26/24	160	54	138	138	171	447	609	12459	78	159.73	-	160.31	=	-0.57	224	587	280	767
28	04/02/24	159	54	139	208	142	489	651	12948	81	159.85	-	159.73	=	0.12	224	587	280	767
29	04/09/24	159	54	177	146	140	463	625	13411	84	159.65	-	159.85	=	-0.20	224	587	280	767
30	04/16/24	159	54	201	104	159	464	626	13875	87	159.48	-	159.65	=	-0.17	224	587	280	767

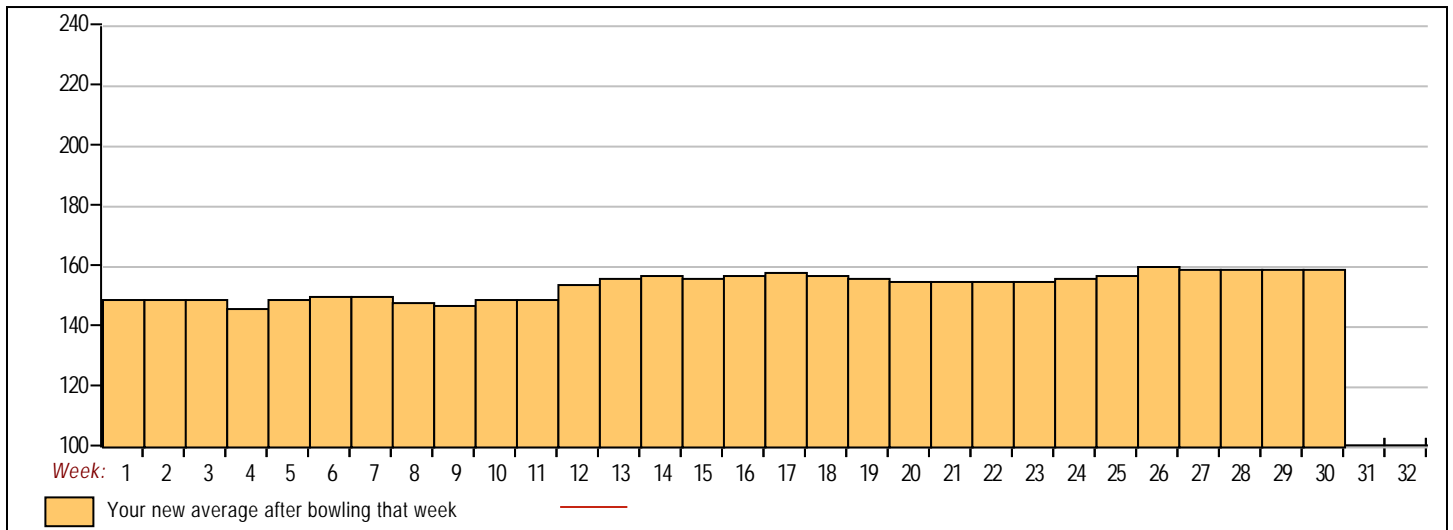


<100	100's	125's	150's	175's	200's	225's	250's	275's	300's
	6	28	28	15	10				
<400	400's	450's	500's	550's	600's	650's	700's	750's	800's
1	9	11	5	3					

<b>Avg of Game 1</b>	<b>Avg of Game 2</b>	<b>Avg of Game 3</b>
154.62	161.03	162.79

High game of 224 on week 17      High series of 587 on week 12      High average of 160.31 after bowling week 26  
 Low game of 104 on week 30      Low series of 385 on week 19      Low average of 146.11 after bowling week 4

High Scores by Game  
 Game #1: 203 on week 12    Game #2: 208 on week 28    Game #3: 224 on week 17



Note: This report includes information through April 16 which is Week 30 of 32

**Jeff Alignay's Bowling Record - Team 46: Sana All**

Week No.	Bowling Date	Old Avg	Old HDCP	Series			Total	HDCP Total	Pins	Gms	---Average Change---			High Game	High Sers	HDCP Game	HDCP Sers		
				-1-	-2-	-3-					New	Old	---> +/-						
1	09/05/23	bk182	34	146	177	151	474	576	474	3	158.00	-	0.00	=	158.00	177	474	211	576
2	09/12/23	bk182	34	189	228	206	623	725	1097	6	182.83	-	158.00	=	24.83	228	623	262	725
----- Week 3 was bowled after week 4 -----																			
3	09/19/23	183	33	178	158	169	505	604	1602	9	182.83	-	0.00	=	182.83	228	623	262	725
Scores were bowled after week 4 for weeks: 3																			
4	09/26/23	bk182	34	153	216	188	557	659	2159	12	179.92	-	182.83	=	-2.92	228	623	262	725
5	10/10/23	179	36	183	175	223	581	689	2740	15	182.67	-	179.92	=	2.75	228	623	262	725
6	10/17/23	182	34	163	195	192	550	652	3290	18	182.78	-	182.67	=	0.11	228	623	262	725
7	10/24/23	182	34	149	184	219	552	654	3842	21	182.95	-	182.78	=	0.17	228	623	262	725
8	10/31/23	182	34	175	199	214	588	690	4430	24	184.58	-	182.95	=	1.63	228	623	262	725
9	11/07/23	184	32	172	181	160	513	609	4943	27	183.07	-	184.58	=	-1.51	228	623	262	725
10	11/14/23	183	33	a183	a183	a183	549	648	4943	27	183.07	-	183.07	=	0.00	228	623	262	725
----- Week 11 was bowled after week 13 -----																			
11	11/21/23	184	32	204	192	214	610	706	5553	30	183.07	-	0.00	=	183.07	228	623	262	725
12	11/28/23	183	33	211	224	191	626	725	6179	33	185.63	-	183.07	=	2.56	228	626	262	725
Scores were bowled after week 13 for weeks: 11																			
13	12/05/23	185	31	177	173	171	521	614	6700	36	186.11	-	185.63	=	0.48	228	626	262	725
14	12/12/23	186	30	186	169	203	558	648	7258	39	186.10	-	186.11	=	-0.01	228	626	262	725
15	12/19/23	186	30	189	193	139	521	611	7779	42	185.21	-	186.10	=	-0.89	228	626	262	725
16	01/09/24	185	31	187	195	177	559	652	8338	45	185.29	-	185.21	=	0.07	228	626	262	725

**End of 1st split**

17	01/16/24	185	31	155	179	151	485	578	8823	48	183.81	-	185.29	=	-1.48	228	626	262	725
18	01/23/24	183	33	187	201	206	594	693	9417	51	184.65	-	183.81	=	0.83	228	626	262	725
19	01/30/24	184	32	173	151	171	495	591	9912	54	183.56	-	184.65	=	-1.09	228	626	262	725
20	02/06/24	183	33	145	184	189	518	617	10430	57	182.98	-	183.56	=	-0.57	228	626	262	725
----- Week 21 was bowled after week 25 -----																			
21	02/13/24	182	34	169	146	218	533	635	10963	60	182.98	-	0.00	=	182.98	228	626	262	725
----- Week 22 was bowled after week 26 -----																			
22	02/20/24	182	34	207	204	201	612	714	11575	63	182.98	-	0.00	=	182.98	228	626	262	725
----- Week 23 was bowled after week 27 -----																			
23	02/27/24	184	32	181	190	232	603	699	12178	66	182.98	-	0.00	=	182.98	232	626	266	725
24	03/05/24	182	34	163	181	154	498	600	12676	69	182.13	-	182.98	=	-0.85	232	626	264	725
Scores were bowled after week 25 for weeks: 21																			
25	03/12/24	182	34	181	186	194	561	663	13237	72	182.15	-	182.13	=	0.02	232	626	264	725
Scores were bowled after week 26 for weeks: 22																			
26	03/19/24	182	34	177	171	215	563	665	13800	75	183.29	-	182.15	=	1.14	232	626	264	725
Scores were bowled after week 27 for weeks: 23																			
27	03/26/24	183	33	236	182	202	620	719	14420	78	184.87	-	183.29	=	1.58	236	626	269	725
28	04/02/24	184	32	158	142	182	482	578	14902	81	183.98	-	184.87	=	-0.90	236	626	269	725
29	04/09/24	183	33	203	192	149	544	643	15446	84	183.88	-	183.98	=	-0.09	236	626	269	725
30	04/16/24	183	33	156	193	165	514	613	15960	87	183.45	-	183.88	=	-0.43	236	626	269	725

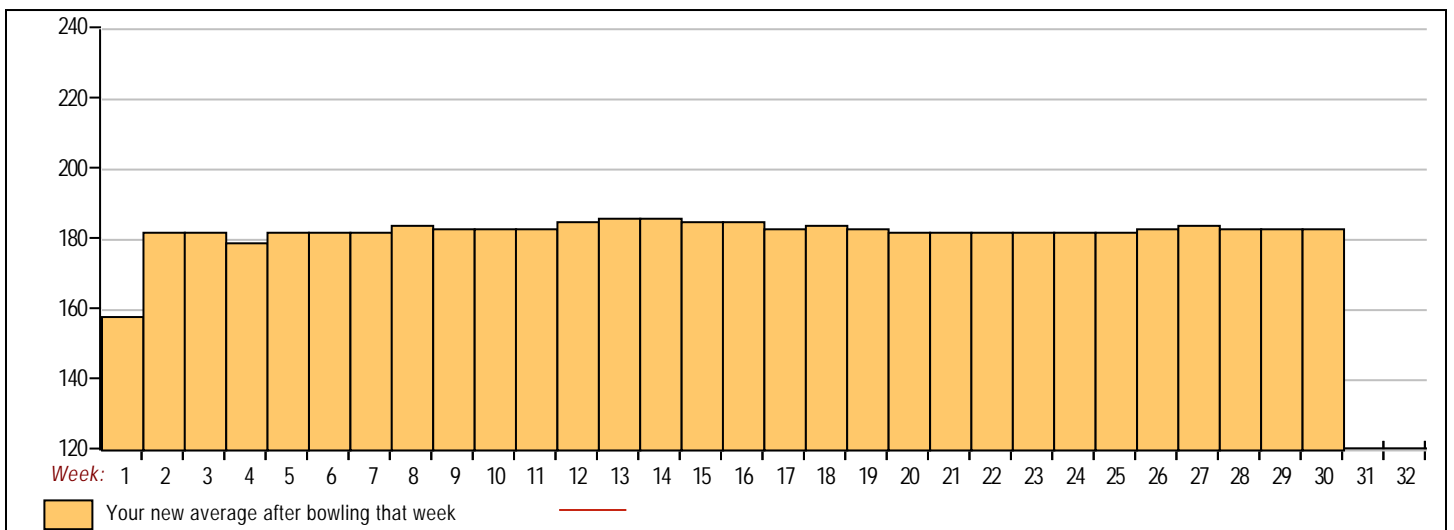


<100	100's	125's	150's	175's	200's	225's	250's	275's	300's
		7	22	36	19	3			
<400	400's	450's	500's	550's	600's	650's	700's	750's	800's
		5	8	10	6				
<b>Avg of Game 1</b>			<b>Avg of Game 2</b>			<b>Avg of Game 3</b>			
177.69			184.86			187.79			

High game of 236 on week 27      High series of 626 on week 12      High average of 186.11 after bowling week 13  
 Low game of 139 on week 15      Low series of 474 on week 1      Low average of 158.00 after bowling week 1

High Scores by Game

Game #1: 236 on week 27    Game #2: 228 on week 2    Game #3: 232 on week 23



Note: This report includes information through April 16 which is Week 30 of 32

**Tom Pan's Bowling Record - Team 46: Sana All**

Week No.	Bowling Date	Old Avg	Old HDCP	-1-	-2-	-3-	Total	HDCP Total	Pins	Gms	---Average Change---			High Game	High Sers	HDCP Game	HDCP Sers		
											New	Old	---> +/-						
1	09/05/23	bk131	0				0	0	0	0	-	0.00	=	0.00	0	0			
2	09/12/23	bk131	80	149	151	139	439	679	439	3	146.33	-	0.00	=	146.33	151	439	231	679
3	09/19/23	bk131	0				0	0	439	3	146.33	-	146.33	=	0.00	151	439	231	679
4	09/26/23	bk131	0				0	0	439	3	146.33	-	146.33	=	0.00	151	439	231	679
5	10/10/23	bk131	0				0	0	439	3	146.33	-	146.33	=	0.00	151	439	231	679
6	10/17/23	bk131	0				0	0	439	3	146.33	-	146.33	=	0.00	151	439	231	679
7	10/24/23	bk131	0				0	0	439	3	146.33	-	146.33	=	0.00	151	439	231	679
8	10/31/23	bk131	0				0	0	439	3	146.33	-	146.33	=	0.00	151	439	231	679
9	11/07/23	bk131	0				0	0	439	3	146.33	-	146.33	=	0.00	151	439	231	679
10	11/14/23	bk131	0				0	0	439	3	146.33	-	146.33	=	0.00	151	439	231	679
11	11/21/23	bk131	0				0	0	439	3	146.33	-	146.33	=	0.00	151	439	231	679
12	11/28/23	bk131	0				0	0	439	3	146.33	-	146.33	=	0.00	151	439	231	679
13	12/05/23	bk131	0				0	0	439	3	146.33	-	146.33	=	0.00	151	439	231	679
14	12/12/23	bk131	0				0	0	439	3	146.33	-	146.33	=	0.00	151	439	231	679
15	12/19/23	bk131	0				0	0	439	3	146.33	-	146.33	=	0.00	151	439	231	679
16	01/09/24	bk131	0				0	0	439	3	146.33	-	146.33	=	0.00	151	439	231	679

**End of 1st split**

17	01/16/24	bk131	0				0	0	439	3	146.33	-	146.33	=	0.00	151	439	231	679
18	01/23/24	bk131	0				0	0	439	3	146.33	-	146.33	=	0.00	151	439	231	679
19	01/30/24	bk131	0				0	0	439	3	146.33	-	146.33	=	0.00	151	439	231	679
20	02/06/24	bk131	0				0	0	439	3	146.33	-	146.33	=	0.00	151	439	231	679
21	02/13/24	bk131	0				0	0	439	3	146.33	-	146.33	=	0.00	151	439	231	679
22	02/20/24	bk131	0				0	0	439	3	146.33	-	146.33	=	0.00	151	439	231	679
23	02/27/24	bk131	0				0	0	439	3	146.33	-	146.33	=	0.00	151	439	231	679
24	03/05/24	bk131	0				0	0	439	3	146.33	-	146.33	=	0.00	151	439	231	679
25	03/12/24	bk131	0				0	0	439	3	146.33	-	146.33	=	0.00	151	439	231	679
26	03/19/24	bk131	0				0	0	439	3	146.33	-	146.33	=	0.00	151	439	231	679
27	03/26/24	bk131	0				0	0	439	3	146.33	-	146.33	=	0.00	151	439	231	679
28	04/02/24	bk131	0				0	0	439	3	146.33	-	146.33	=	0.00	151	439	231	679
29	04/09/24	bk131	0				0	0	439	3	146.33	-	146.33	=	0.00	151	439	231	679
30	04/16/24	bk131	80				0	0	439	3	146.33	-	146.33	=	0.00	151	439	231	679

<u>&lt;100</u>	<u>100's</u>	<u>125's</u>	<u>150's</u>	<u>175's</u>	<u>200's</u>	<u>225's</u>	<u>250's</u>	<u>275's</u>	<u>300's</u>
		2	1						
<u>&lt;400</u>	<u>400's</u>	<u>450's</u>	<u>500's</u>	<u>550's</u>	<u>600's</u>	<u>650's</u>	<u>700's</u>	<u>750's</u>	<u>800's</u>
	1								

Avg of Game 1	Avg of Game 2	Avg of Game 3
149.00	151.00	139.00

High game of 151 on week 2      High series of 439 on week 2      High average of 146.33 after bowling week 2  
 Low game of 139 on week 2      Low series of 439 on week 2      Low average of 146.33 after bowling week 2

High Scores by Game

Game #1: 149 on week 2    Game #2: 151 on week 2    Game #3: 139 on week 2

