

Note: This report includes information through April 23 which is Week 31 of 32

Alex Ma's Bowling Record - Team 39: Team 39

Week No.	Bowling Date	Old Avg	Old HDCP	HDCP			Total	HDCP Total	Pins	Gms	---Average Change---			High Game	High Sers	HDCP Game	HDCP Sers
				-1-	-2-	-3-					New - Old	---> +/-					
1	09/05/23	bk202	16	208	204	268	680	728	680	3	226.67	- 0.00	= 226.67	268	680	284	728
2	09/12/23	bk202	16	217	167	204	588	636	1268	6	211.33	- 226.67	= -15.33	268	680	284	728
3	09/19/23	bk202	16	246	223	213	682	730	1950	9	216.67	- 211.33	= 5.33	268	682	284	730
4	09/26/23	216	3	170	243	220	633	642	2583	12	215.25	- 216.67	= -1.42	268	682	284	730
5	10/10/23	215	4	257	155	207	619	631	3202	15	213.47	- 215.25	= -1.78	268	682	284	730
6	10/17/23	213	6	201	214	199	614	632	3816	18	212.00	- 213.47	= -1.47	268	682	284	730
7	10/24/23	212	7	205	213	223	641	662	4457	21	212.24	- 212.00	= 0.24	268	682	284	730
8	10/31/23	212	0				0	0	4457	21	212.24	- 212.24	= 0.00	268	682	284	730
9	11/07/23	212	7	211	213	192	616	637	5073	24	211.38	- 212.24	= -0.86	268	682	284	730
10	11/14/23	211	8	245	173	205	623	647	5696	27	210.96	- 211.38	= -0.41	268	682	284	730
11	11/21/23	210	9	236	258	225	719	746	6415	30	213.83	- 210.96	= 2.87	268	719	284	746
12	11/28/23	213	6	245	193	204	642	660	7057	33	213.85	- 213.83	= 0.02	268	719	284	746
13	12/05/23	213	6	192	187	210	589	607	7646	36	212.39	- 213.85	= -1.46	268	719	284	746
14	12/12/23	212	7	201	218	160	579	600	8225	39	210.90	- 212.39	= -1.49	268	719	284	746
15	12/19/23	210	9	211	213	200	624	651	8849	42	210.69	- 210.90	= -0.21	268	719	284	746
16	01/09/24	210	9	247	224	217	688	715	9537	45	211.93	- 210.69	= 1.24	268	719	284	746

End of 1st split

17	01/16/24	211	8	200	225	205	630	654	10167	48	211.81	- 211.93	= -0.12	268	719	284	746
18	01/23/24	211	8	219	176	237	632	656	10799	51	211.75	- 211.81	= -0.07	268	719	284	746
19	01/30/24	211	8	175	177	201	553	577	11352	54	210.22	- 211.75	= -1.52	268	719	284	746
20	02/06/24	210	9	214	210	249	673	700	12025	57	210.96	- 210.22	= 0.74	268	719	284	746
21	02/13/24	210	9	258	247	244	749	776	12774	60	212.90	- 210.96	= 1.94	268	749	284	776
22	02/20/24	212	7	186	216	223	625	646	13399	63	212.68	- 212.90	= -0.22	268	749	284	776
23	02/27/24	212	7	246	207	183	636	657	14035	66	212.65	- 212.68	= -0.03	268	749	284	776
24	03/05/24	212	7	259	234	264	757	778	14792	69	214.38	- 212.65	= 1.73	268	757	284	778
25	03/12/24	214	5	236	214	248	698	713	15490	72	215.14	- 214.38	= 0.76	268	757	284	778
26	03/19/24	215	4	215	247	215	677	689	16167	75	215.56	- 215.14	= 0.42	268	757	284	778
27	03/26/24	215	4	237	221	211	669	681	16836	78	215.85	- 215.56	= 0.29	268	757	284	778
28	04/02/24	215	4	a215	a215	a215	645	657	16836	78	215.85	- 215.85	= 0.00	268	757	284	778
29	04/09/24	215	4	a215	a215	a215	645	657	16836	78	215.85	- 215.85	= 0.00	268	757	284	778
30	04/16/24	215	4	172	191	194	557	569	17393	81	214.73	- 215.85	= -1.12	268	757	284	778
31	04/23/24	214	5	289	173	188	650	665	18043	84	214.80	- 214.73	= 0.07	289	757	294	778

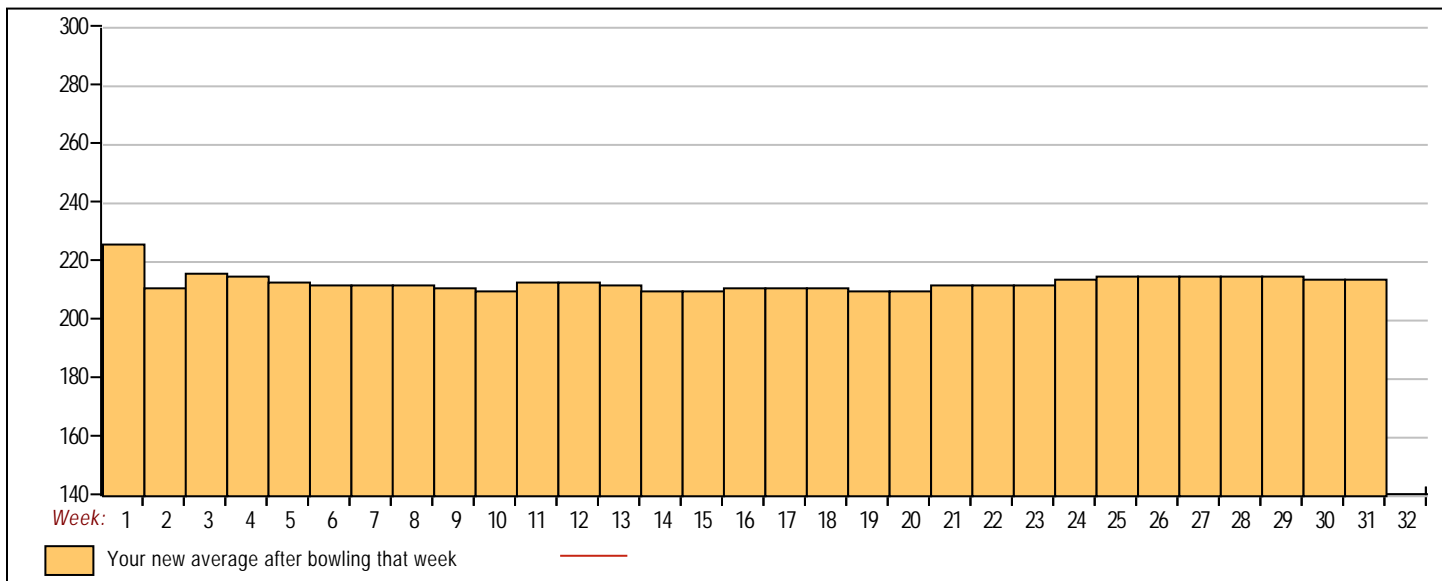
<100	100's	125's	150's	175's	200's	225's	250's	275's	300's
			7	13	39	18	6	1	
<400	400's	450's	500's	550's	600's	650's	700's	750's	800's
				5	12	8	2	1	

<b>Avg of Game 1</b>	<b>Avg of Game 2</b>	<b>Avg of Game 3</b>
221.36	208.43	214.61

High game of 289 on week 31      High series of 757 on week 24      High average of 226.67 after bowling week 1  
 Low game of 155 on week 5      Low series of 553 on week 19      Low average of 210.22 after bowling week 19

High Scores by Game

Game #1: 289 on week 31    Game #2: 258 on week 11    Game #3: 268 on week 1



# Chinese Bowling Club

## Classic Bowling Center

Note: This report includes information through April 23 which is Week 31 of 32

**Chris Yang's Bowling Record - Team 39: Team 39**

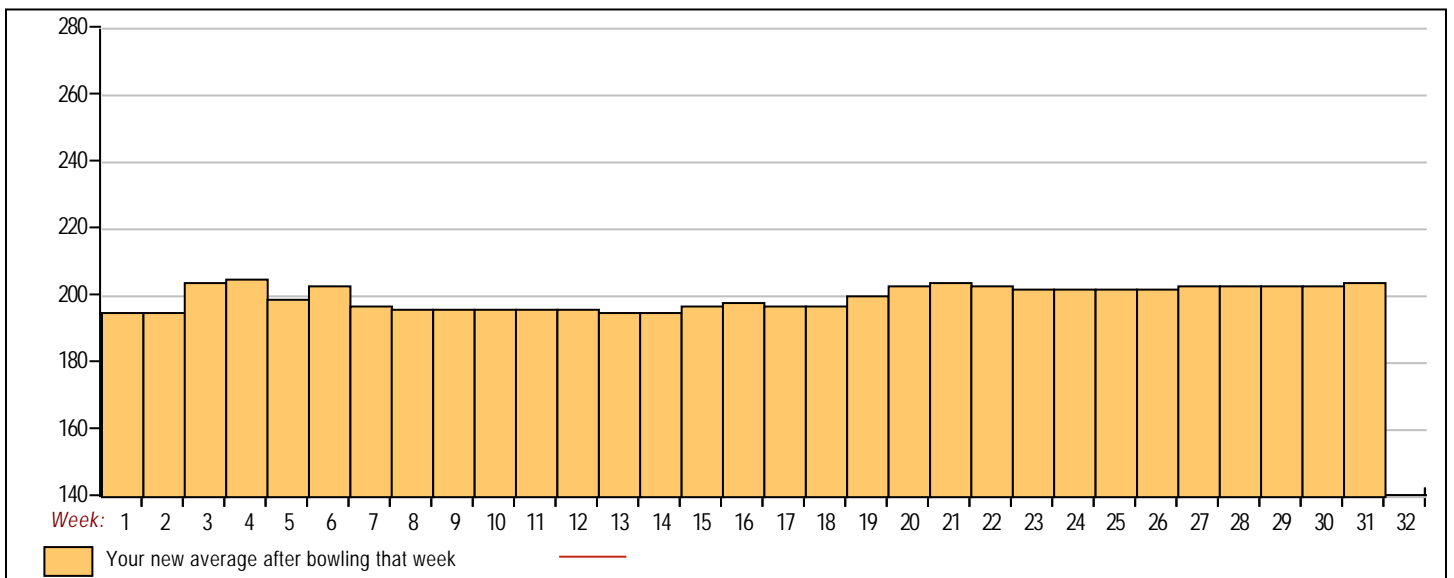
Week No.	Bowling Date	Old Avg	Old HDCP	-1- -2- -3-			Total	HDCP Total	Pins	Gms	---Average Change---			High Game	High Sers	HDCP Game	HDCP Sers
											New - Old	---> +/-					
1	09/05/23	bk211	8	171	241	173	585	609	585	3	195.00	- 0.00	= 195.00	241	585	249	609
2	09/12/23	bk211	8	201	182	203	586	610	1171	6	195.17	- 195.00	= 0.17	241	586	249	610
3	09/19/23	bk211	8	230	216	227	673	697	1844	9	204.89	- 195.17	= 9.72	241	673	249	697
4	09/26/23	204	14	253	203	162	618	660	2462	12	205.17	- 204.89	= 0.28	253	673	267	697
5	10/10/23	205	13	190	170	172	532	571	2994	15	199.60	- 205.17	= -5.57	253	673	267	697
6	10/17/23	201	17	208	242	212	662	713	3656	18	203.11	- 199.60	= 3.51	253	673	267	713
7	10/24/23	203	15	154	157	190	501	546	4157	21	197.95	- 203.11	= -5.16	253	673	267	713
8	10/31/23	201	17	168	225	163	556	607	4713	24	196.38	- 197.95	= -1.58	253	673	267	713
9	11/07/23	201	0				0	0	4713	24	196.38	- 196.38	= 0.00	253	673	267	713
----- Week 10 was bowled after week 13 -----																	
10	11/14/23	201	17	a201	a201	a201	420	471	4713	24	196.38	- 0.00	= 196.38	253	673	267	713
11	11/21/23	201	0				0	0	4713	24	196.38	- 196.38	= 0.00	253	673	267	713
12	11/28/23	201	0				0	0	4713	24	196.38	- 196.38	= 0.00	253	673	267	713
Scores were bowled after week 13 for weeks: 10																	
13	12/05/23	201	17	191	180	194	565	616	5278	27	195.48	- 196.38	= -0.89	253	673	267	713
14	12/12/23	201	17	191	200	196	587	638	5865	30	195.50	- 195.48	= 0.02	253	673	267	713
15	12/19/23	201	17	205	227	213	645	696	6510	33	197.27	- 195.50	= 1.77	253	673	267	713
16	01/09/24	201	17	226	201	214	641	692	7151	36	198.64	- 197.27	= 1.37	253	673	267	713
<b>End of 1st split</b>																	
17	01/16/24	201	17	189	182	182	553	604	7704	39	197.54	- 198.64	= -1.10	253	673	267	713
18	01/23/24	201	17	a201	a201	a201	603	654	7704	39	197.54	- 197.54	= 0.00	253	673	267	713
19	01/30/24	201	17	250	267	215	732	783	8436	42	200.86	- 197.54	= 3.32	267	732	284	783
20	02/06/24	201	17	224	244	234	702	753	9138	45	203.07	- 200.86	= 2.21	267	732	284	783
21	02/13/24	203	15	234	190	256	680	725	9818	48	204.54	- 203.07	= 1.48	267	732	284	783
22	02/20/24	204	14	182	197	204	583	625	10401	51	203.94	- 204.54	= -0.60	267	732	284	783
23	02/27/24	203	15	177	164	201	542	587	10943	54	202.65	- 203.94	= -1.29	267	732	284	783
24	03/05/24	202	16	226	223	172	621	669	11564	57	202.88	- 202.65	= 0.23	267	732	284	783
25	03/12/24	202	0				0	0	11564	57	202.88	- 202.88	= 0.00	267	732	284	783
26	03/19/24	202	16	183	241	170	594	642	12158	60	202.63	- 202.88	= -0.24	267	732	284	783
27	03/26/24	202	16	200	203	265	668	716	12826	63	203.59	- 202.63	= 0.95	267	732	284	783
28	04/02/24	203	15	174	186	220	580	625	13406	66	203.12	- 203.59	= -0.47	267	732	284	783
29	04/09/24	203	15	220	204	179	603	648	14009	69	203.03	- 203.12	= -0.09	267	732	284	783
30	04/16/24	203	15	227	202	221	650	695	14659	72	203.60	- 203.03	= 0.57	267	732	284	783
31	04/23/24	203	15	197	235	211	643	688	15302	75	204.03	- 203.60	= 0.43	267	732	284	783

<u>&lt;100</u>	<u>100's</u>	<u>125's</u>	<u>150's</u>	<u>175's</u>	<u>200's</u>	<u>225's</u>	<u>250's</u>	<u>275's</u>	<u>300's</u>
			13	19	24	14	5		
<u>&lt;400</u>	<u>400's</u>	<u>450's</u>	<u>500's</u>	<u>550's</u>	<u>600's</u>	<u>650's</u>	<u>700's</u>	<u>750's</u>	<u>800's</u>
			3	9	6	5	2		

<u>Avg of Game 1</u>	<u>Avg of Game 2</u>	<u>Avg of Game 3</u>
202.84	207.28	201.96

High game of 267 on week 19      High series of 732 on week 19      High average of 205.17 after bowling week 4  
 Low game of 154 on week 7      Low series of 501 on week 7      Low average of 195.00 after bowling week 1

High Scores by Game  
 Game #1: 253 on week 4    Game #2: 267 on week 19    Game #3: 265 on week 27



Note: This report includes information through April 23 which is Week 31 of 32

**Austin Huang's Bowling Record - Team 39: Team 39**

Table with columns: Week No., Bowling Date, Old Avg, Old HDCP, -1-, -2-, -3-, Total, HDCP Total, Pins, Gms, ---Average Change--- (New - Old ---> +/-), High Game, High Sers, HDCP Game, HDCP Sers. Rows 1-16.

**End of 1st split**

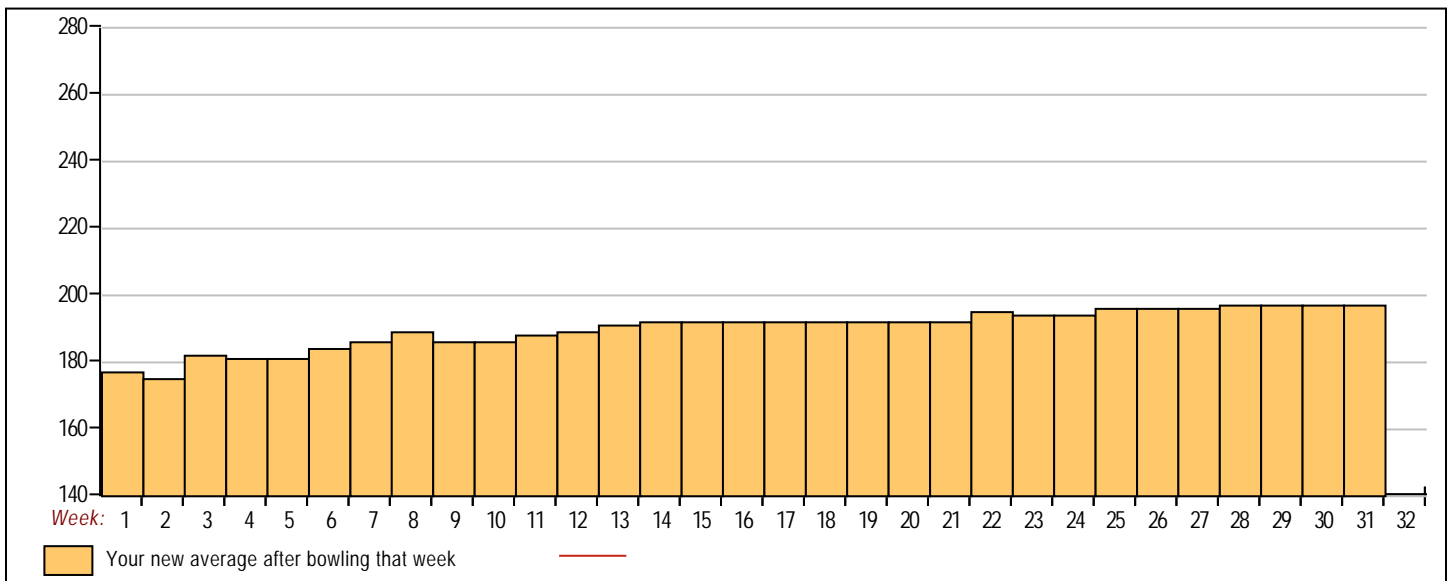
Table with columns: Week No., Bowling Date, Old Avg, Old HDCP, -1-, -2-, -3-, Total, HDCP Total, Pins, Gms, ---Average Change--- (New - Old ---> +/-), High Game, High Sers, HDCP Game, HDCP Sers. Rows 17-31.

Summary table with columns: <100, 100's, 125's, 150's, 175's, 200's, 225's, 250's, 275's, 300's, <400, 400's, 450's, 500's, 550's, 600's, 650's, 700's, 750's, 800's.

Summary table with columns: Avg of Game 1 (194.08), Avg of Game 2 (201.54), Avg of Game 3 (196.92).

High game of 278 on week 28 High series of 694 on week 22 High average of 197.65 after bowling week 30  
Low game of 141 on week 23 Low series of 506 on week 9 Low average of 175.83 after bowling week 2

High Scores by Game  
Game #1: 278 on week 28 Game #2: 256 on week 12 Game #3: 241 on week 14



Note: This report includes information through April 23 which is Week 31 of 32

**Ken Ng's Bowling Record - Team 39: Team 39**

Week No.	Bowling Date	Old Avg	Old HDCP	-1-	-2-	-3-	Total	HDCP Total	Pins	Gms	---Average Change---			High Game	High Sers	HDCP Game	HDCP Sers		
											New	Old	---> +/-						
1	09/05/23	bk165	0				0	0	0	0	-	0.00	=	0.00	0	0			
2	09/12/23	bk165	0				0	0	0	0	-	0.00	=	0.00	0	0			
3	09/19/23	bk165	0				0	0	0	0	-	0.00	=	0.00	0	0			
4	09/26/23	bk165	0				0	0	0	0	-	0.00	=	0.00	0	0			
5	10/10/23	bk165	0				0	0	0	0	-	0.00	=	0.00	0	0			
6	10/17/23	bk165	0				0	0	0	0	-	0.00	=	0.00	0	0			
7	10/24/23	bk165	49	182	160	187	529	676	529	3	176.33	-	0.00	=	176.33	187	529	236	676
8	10/31/23	bk165	49	a165	a165	a165	495	642	529	3	176.33	-	176.33	=	0.00	187	529	236	676
9	11/07/23	bk165	49	140	177	206	523	670	1052	6	175.33	-	176.33	=	-1.00	206	529	255	676
10	11/14/23	bk165	49	a165	a165	a165	495	642	1052	6	175.33	-	175.33	=	0.00	206	529	255	676
11	11/21/23	bk165	49	172	209	226	607	754	1659	9	184.33	-	175.33	=	9.00	226	607	275	754
12	11/28/23	184	32	202	234	247	683	779	2342	12	195.17	-	184.33	=	10.83	247	683	279	779
13	12/05/23	195	22	156	202	196	554	620	2896	15	193.07	-	195.17	=	-2.10	247	683	279	779
14	12/12/23	193	24	215	236	163	614	686	3510	18	195.00	-	193.07	=	1.93	247	683	279	779
15	12/19/23	195	22	216	151	242	609	675	4119	21	196.14	-	195.00	=	1.14	247	683	279	779
16	01/09/24	196	21	268	245	220	733	796	4852	24	202.17	-	196.14	=	6.02	268	733	289	796

**End of 1st split**

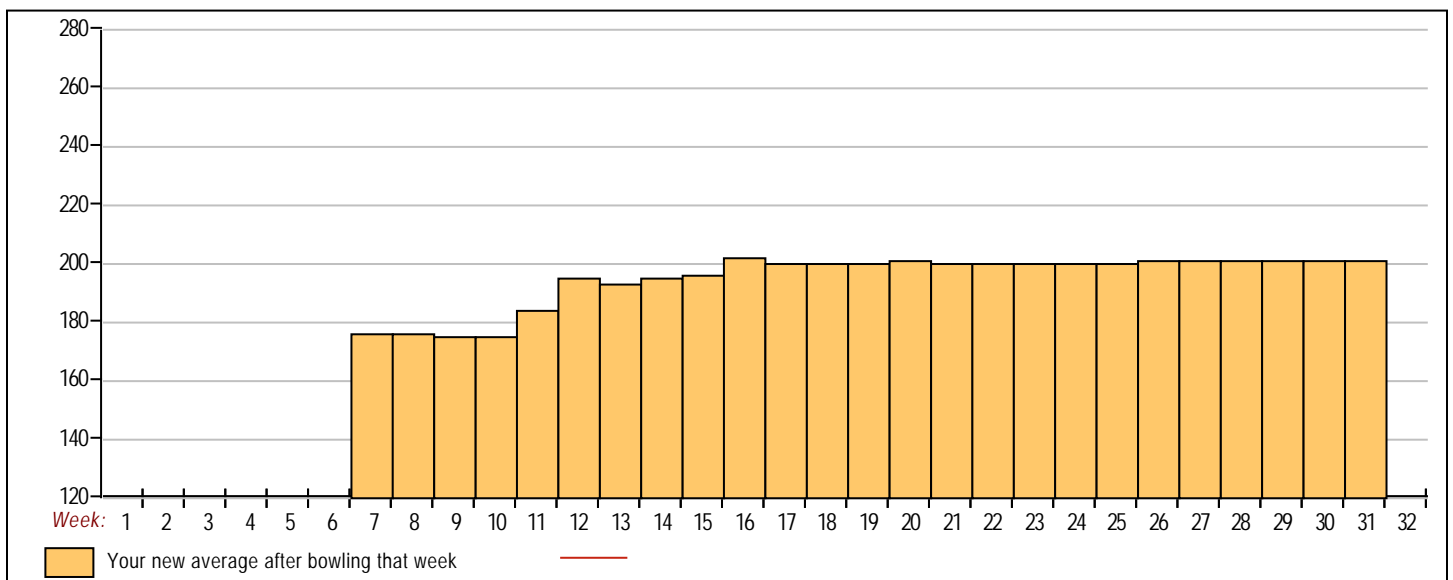
17	01/16/24	202	16	171	194	209	574	622	5426	27	200.96	-	202.17	=	-1.20	268	733	289	796
18	01/23/24	200	18	196	202	178	576	630	6002	30	200.07	-	200.96	=	-0.90	268	733	289	796
19	01/30/24	200	18	191	190	235	616	670	6618	33	200.55	-	200.07	=	0.48	268	733	289	796
20	02/06/24	200	18	160	243	248	651	705	7269	36	201.92	-	200.55	=	1.37	268	733	289	796
21	02/13/24	201	17	198	201	168	567	618	7836	39	200.92	-	201.92	=	-0.99	268	733	289	796
22	02/20/24	200	0				0	0	7836	39	200.92	-	200.92	=	0.00	268	733	289	796
23	02/27/24	200	0				0	0	7836	39	200.92	-	200.92	=	0.00	268	733	289	796
24	03/05/24	200	0				0	0	7836	39	200.92	-	200.92	=	0.00	268	733	289	796
25	03/12/24	200	0				0	0	7836	39	200.92	-	200.92	=	0.00	268	733	289	796
26	03/19/24	200	18	201	134	279	614	668	8450	42	201.19	-	200.92	=	0.27	279	733	297	796
27	03/26/24	201	0				0	0	8450	42	201.19	-	201.19	=	0.00	279	733	297	796
28	04/02/24	201	0				0	0	8450	42	201.19	-	201.19	=	0.00	279	733	297	796
29	04/09/24	201	0				0	0	8450	42	201.19	-	201.19	=	0.00	279	733	297	796
30	04/16/24	201	0				0	0	8450	42	201.19	-	201.19	=	0.00	279	733	297	796
31	04/23/24	201	17				0	0	8450	42	201.19	-	201.19	=	0.00	279	733	297	796

<100	100's	125's	150's	175's	200's	225's	250's	275's	300's
		2	8	10	11	9	1	1	
<400	400's	450's	500's	550's	600's	650's	700's	750's	800's
			2	4	5	2	1		

Avg of Game 1	Avg of Game 2	Avg of Game 3
190.57	198.43	214.57

High game of 279 on week 26      High series of 733 on week 16      High average of 202.17 after bowling week 16  
 Low game of 134 on week 26      Low series of 523 on week 9      Low average of 175.33 after bowling week 9

High Scores by Game  
 Game #1: 268 on week 16    Game #2: 245 on week 16    Game #3: 279 on week 26



Note: This report includes information through April 23 which is Week 31 of 32

**Maria Lau's Bowling Record - Team 39: Team 39**

Week No.	Bowling Date	Old Avg	Old HDCP	-1-	-2-	-3-	Total	HDCP Total	Pins	Gms	---Average Change---			High Game	High Sers	HDCP Game	HDCP Sers	
											New	Old	---> +/-					
1	09/05/23	0	0				0	0	0	0	-	0.00	=	0.00	0	0		
2	09/12/23	0	0				0	0	0	0	-	0.00	=	0.00	0	0		
3	09/19/23	0	0				0	0	0	0	-	0.00	=	0.00	0	0		
4	09/26/23	0	0				0	0	0	0	-	0.00	=	0.00	0	0		
5	10/10/23	0	0				0	0	0	0	-	0.00	=	0.00	0	0		
6	10/17/23	0	0				0	0	0	0	-	0.00	=	0.00	0	0		
7	10/24/23	0	0				0	0	0	0	-	0.00	=	0.00	0	0		
8	10/31/23	0	0				0	0	0	0	-	0.00	=	0.00	0	0		
9	11/07/23	0	0				0	0	0	0	-	0.00	=	0.00	0	0		
10	11/14/23	0	0				0	0	0	0	-	0.00	=	0.00	0	0		
11	11/21/23	0	0				0	0	0	0	-	0.00	=	0.00	0	0		
12	11/28/23	0	0				0	0	0	0	-	0.00	=	0.00	0	0		
13	12/05/23	0	0				0	0	0	0	-	0.00	=	0.00	0	0		
14	12/12/23	0	0				0	0	0	0	-	0.00	=	0.00	0	0		
15	12/19/23	0	0				0	0	0	0	-	0.00	=	0.00	0	0		
16	01/09/24	0	0				0	0	0	0	-	0.00	=	0.00	0	0		

**End of 1st split**

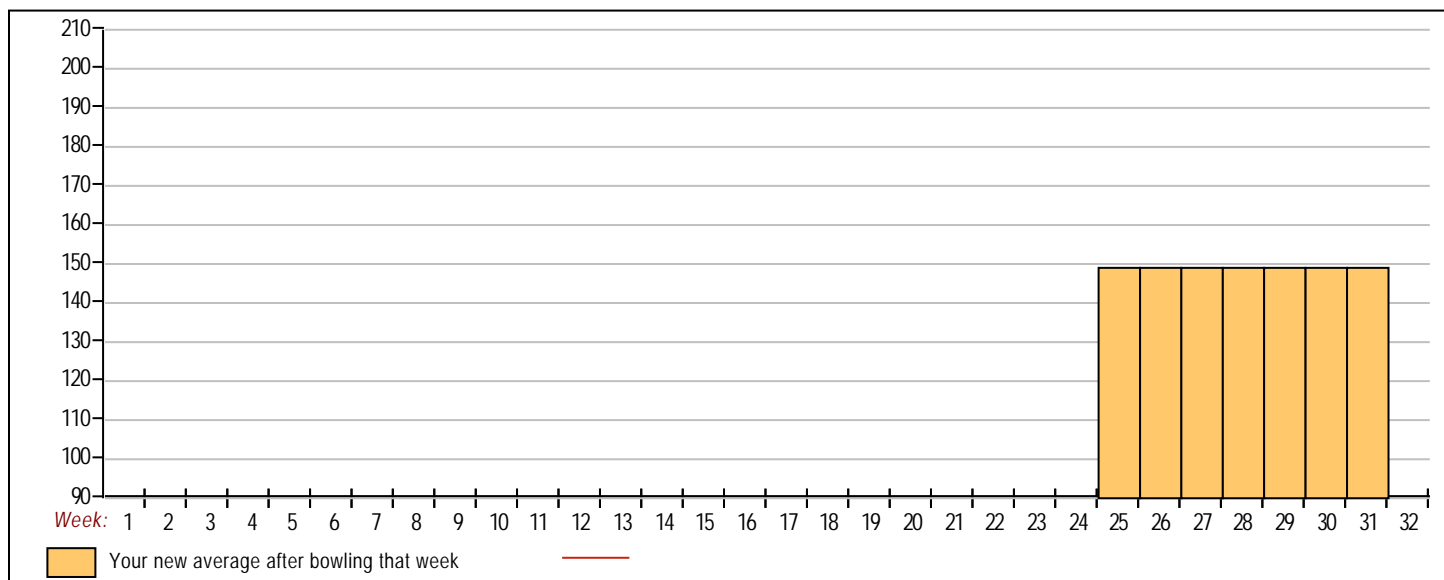
17	01/16/24	0	0				0	0	0	0	-	0.00	=	0.00	0	0			
18	01/23/24	0	0				0	0	0	0	-	0.00	=	0.00	0	0			
19	01/30/24	0	0				0	0	0	0	-	0.00	=	0.00	0	0			
20	02/06/24	0	0				0	0	0	0	-	0.00	=	0.00	0	0			
21	02/13/24	bk130	0				0	0	0	0	-	0.00	=	0.00	0	0			
22	02/20/24	bk130	0				0	0	0	0	-	0.00	=	0.00	0	0			
23	02/27/24	bk130	0				0	0	0	0	-	0.00	=	0.00	0	0			
24	03/05/24	bk130	0				0	0	0	0	-	0.00	=	0.00	0	0			
25	03/12/24	bk130	81	163	157	128	448	691	448	3	149.33	-	0.00	=	149.33	163	448	244	691
26	03/19/24	bk130	0				0	0	448	3	149.33	-	149.33	=	0.00	163	448	244	691
27	03/26/24	bk130	0				0	0	448	3	149.33	-	149.33	=	0.00	163	448	244	691
28	04/02/24	bk130	0				0	0	448	3	149.33	-	149.33	=	0.00	163	448	244	691
29	04/09/24	bk130	0				0	0	448	3	149.33	-	149.33	=	0.00	163	448	244	691
30	04/16/24	bk130	0				0	0	448	3	149.33	-	149.33	=	0.00	163	448	244	691
31	04/23/24	bk130	81				0	0	448	3	149.33	-	149.33	=	0.00	163	448	244	691

<100	100's	125's	150's	175's	200's	225's	250's	275's	300's
		1	2						
<400	400's	450's	500's	550's	600's	650's	700's	750's	800's
	1								

<b>Avg of Game 1</b>	<b>Avg of Game 2</b>	<b>Avg of Game 3</b>
163.00	157.00	128.00

High game of 163 on week 25      High series of 448 on week 25      High average of 149.33 after bowling week 25  
 Low game of 128 on week 25      Low series of 448 on week 25      Low average of 149.33 after bowling week 25

High Scores by Game  
 Game #1: 163 on week 25    Game #2: 157 on week 25    Game #3: 128 on week 25



Note: This report includes information through April 23 which is Week 31 of 32

**Kenny Liu's Bowling Record - Team 39: Team 39**

Week No.	Bowling Date	Old Avg	Old HDCP	-1-	-2-	-3-	Total	HDCP Total	Pins	Gms	---Average Change---			High Game	High Sers	HDCP Game	HDCP Sers		
											New	Old	---> +/-						
5	10/10/23	bk195	0				0	0	0	0	-	0.00	=	0.00	0	0			
6	10/17/23	bk195	0				0	0	0	0	-	0.00	=	0.00	0	0			
7	10/24/23	bk195	0				0	0	0	0	-	0.00	=	0.00	0	0			
8	10/31/23	bk195	22	182	195	169	546	612	546	3	182.00	-	0.00	=	182.00	195	546	217	612
9	11/07/23	bk195	0				0	0	546	3	182.00	-	182.00	=	0.00	195	546	217	612
10	11/14/23	bk195	0				0	0	546	3	182.00	-	182.00	=	0.00	195	546	217	612
11	11/21/23	bk195	0				0	0	546	3	182.00	-	182.00	=	0.00	195	546	217	612
12	11/28/23	bk195	0				0	0	546	3	182.00	-	182.00	=	0.00	195	546	217	612
13	12/05/23	bk195	0				0	0	546	3	182.00	-	182.00	=	0.00	195	546	217	612
14	12/12/23	bk195	0				0	0	546	3	182.00	-	182.00	=	0.00	195	546	217	612
15	12/19/23	bk195	0				0	0	546	3	182.00	-	182.00	=	0.00	195	546	217	612
16	01/09/24	bk195	0				0	0	546	3	182.00	-	182.00	=	0.00	195	546	217	612

**End of 1st split**

17	01/16/24	bk195	0				0	0	546	3	182.00	-	182.00	=	0.00	195	546	217	612
18	01/23/24	bk195	0				0	0	546	3	182.00	-	182.00	=	0.00	195	546	217	612
19	01/30/24	bk195	0				0	0	546	3	182.00	-	182.00	=	0.00	195	546	217	612
20	02/06/24	bk195	0				0	0	546	3	182.00	-	182.00	=	0.00	195	546	217	612
21	02/13/24	bk195	0				0	0	546	3	182.00	-	182.00	=	0.00	195	546	217	612
22	02/20/24	bk195	0				0	0	546	3	182.00	-	182.00	=	0.00	195	546	217	612
23	02/27/24	bk195	0				0	0	546	3	182.00	-	182.00	=	0.00	195	546	217	612
24	03/05/24	bk195	0				0	0	546	3	182.00	-	182.00	=	0.00	195	546	217	612
25	03/12/24	bk195	0				0	0	546	3	182.00	-	182.00	=	0.00	195	546	217	612
26	03/19/24	bk195	0				0	0	546	3	182.00	-	182.00	=	0.00	195	546	217	612
27	03/26/24	bk195	0				0	0	546	3	182.00	-	182.00	=	0.00	195	546	217	612
28	04/02/24	bk195	0				0	0	546	3	182.00	-	182.00	=	0.00	195	546	217	612
29	04/09/24	bk195	0				0	0	546	3	182.00	-	182.00	=	0.00	195	546	217	612
30	04/16/24	bk195	0				0	0	546	3	182.00	-	182.00	=	0.00	195	546	217	612
31	04/23/24	bk195	22				0	0	546	3	182.00	-	182.00	=	0.00	195	546	217	612

<100	100's	125's	150's	175's	200's	225's	250's	275's	300's
			1	2					
<400	400's	450's	500's	550's	600's	650's	700's	750's	800's
			1						

<b>Avg of Game 1</b>	<b>Avg of Game 2</b>	<b>Avg of Game 3</b>
182.00	195.00	169.00

High game of 195 on week 8      High series of 546 on week 8      High average of 182.00 after bowling week 8  
 Low game of 169 on week 8      Low series of 546 on week 8      Low average of 182.00 after bowling week 8

High Scores by Game  
 Game #1: 182 on week 8    Game #2: 195 on week 8    Game #3: 169 on week 8

