

Note: This report includes information through April 23 which is Week 31 of 32

**Chris Toy's Bowling Record - Team 38: Just Barely**

Week No.	Bowling Date	Old Avg	Old HDCP	-			Total	HDCP Total	Pins	Gms	---Average Change---			High Game	High Sers	HDCP Game	HDCP Sers		
				-1-	-2-	-3-					New	Old	---> +/-						
1	09/05/23	bk221	0	192	218	187	597	597	597	3	199.00	-	0.00	=	199.00	218	597	218	597
2	09/12/23	bk221	0	245	232	214	691	691	1288	6	214.67	-	199.00	=	15.67	245	691	245	691
3	09/19/23	bk221	0	290	195	244	729	729	2017	9	224.11	-	214.67	=	9.44	290	729	290	729
4	09/26/23	224	0	254	236	166	656	656	2673	12	222.75	-	224.11	=	-1.36	290	729	290	729
5	10/10/23	222	0				0	0	2673	12	222.75	-	222.75	=	0.00	290	729	290	729
6	10/17/23	222	0	a222	a222	a222	666	666	2673	12	222.75	-	222.75	=	0.00	290	729	290	729
----- Week 7 was bowled after week 9 -----																			
7	10/24/23	225	0	226	275	222	723	723	3396	15	222.75	-	0.00	=	222.75	290	729	290	729
----- Week 8 was bowled after week 9 -----																			
8	10/31/23	228	0	167	206	190	563	563	3959	18	222.75	-	0.00	=	222.75	290	729	290	729
Scores were bowled after week 9 for weeks: 7 8																			
9	11/07/23	222	0	247	259	202	708	708	4667	21	222.24	-	222.75	=	-0.51	290	729	290	729
10	11/14/23	222	0	267	222	237	726	726	5393	24	224.71	-	222.24	=	2.47	290	729	290	729
11	11/21/23	224	0	202	175	208	585	585	5978	27	221.41	-	224.71	=	-3.30	290	729	290	729
12	11/28/23	221	0	252	184	269	705	705	6683	30	222.77	-	221.41	=	1.36	290	729	290	729
13	12/05/23	222	0	226	200	202	628	628	7311	33	221.55	-	222.77	=	-1.22	290	729	290	729
14	12/12/23	221	0	213	171	227	611	611	7922	36	220.06	-	221.55	=	-1.49	290	729	290	729
15	12/19/23	220	0	183	235	201	619	619	8541	39	219.00	-	220.06	=	-1.06	290	729	290	729
16	01/09/24	219	0	179	251	223	653	653	9194	42	218.90	-	219.00	=	-0.10	290	729	290	729

**End of 1st split**

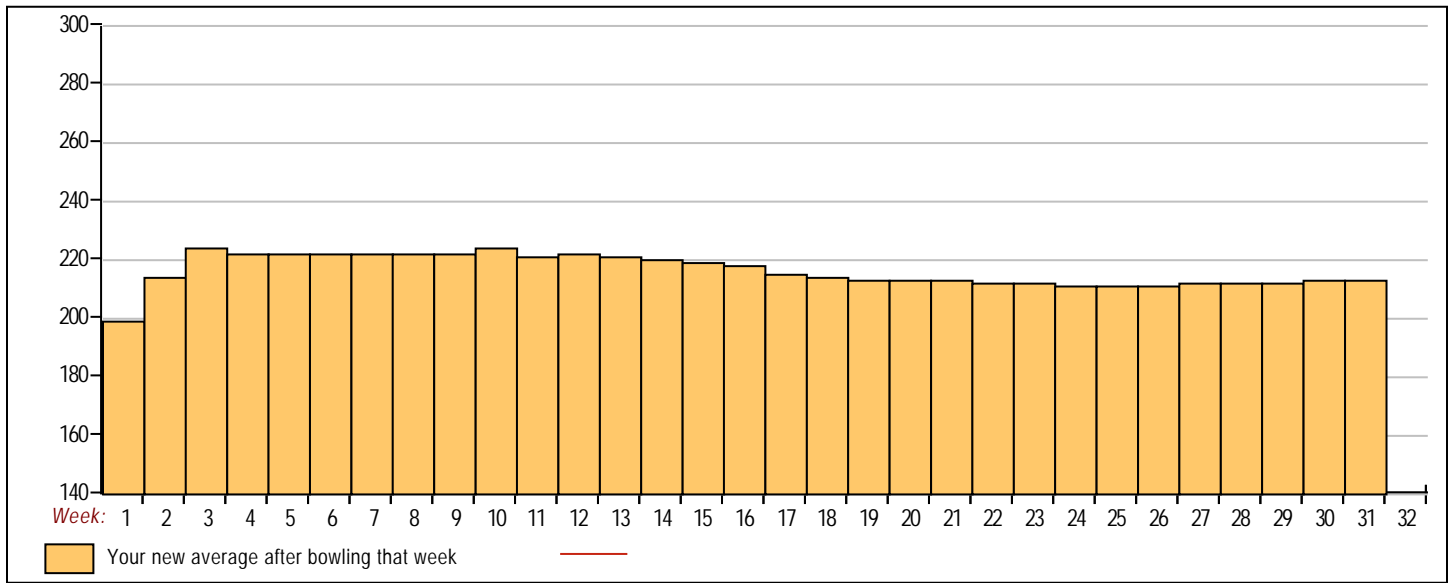
17	01/16/24	218	1	176	151	196	523	526	9717	45	215.93	-	218.90	=	-2.97	290	729	290	729
18	01/23/24	215	4	198	159	216	573	585	10290	48	214.38	-	215.93	=	-1.56	290	729	290	729
19	01/30/24	214	5	234	192	167	593	608	10883	51	213.39	-	214.38	=	-0.98	290	729	290	729
20	02/06/24	213	6	218	221	191	630	648	11513	54	213.20	-	213.39	=	-0.19	290	729	290	729
21	02/13/24	213	6	247	208	228	683	701	12196	57	213.96	-	213.20	=	0.76	290	729	290	729
22	02/20/24	213	6	221	169	189	579	597	12775	60	212.92	-	213.96	=	-1.05	290	729	290	729
23	02/27/24	212	7	202	200	179	581	602	13356	63	212.00	-	212.92	=	-0.92	290	729	290	729
24	03/05/24	212	7	174	189	224	587	608	13943	66	211.26	-	212.00	=	-0.74	290	729	290	729
25	03/12/24	211	8	201	244	204	649	673	14592	69	211.48	-	211.26	=	0.22	290	729	290	729
26	03/19/24	211	8	226	201	235	662	686	15254	72	211.86	-	211.48	=	0.38	290	729	290	729
27	03/26/24	211	8	179	278	224	681	705	15935	75	212.47	-	211.86	=	0.61	290	729	290	729
28	04/02/24	212	7	175	214	220	609	630	16544	78	212.10	-	212.47	=	-0.36	290	729	290	729
29	04/09/24	212	7	256	206	216	678	699	17222	81	212.62	-	212.10	=	0.51	290	729	290	729
30	04/16/24	212	7	207	246	237	690	711	17912	84	213.24	-	212.62	=	0.62	290	729	290	729
31	04/23/24	213	6	213	219	248	680	698	18592	87	213.70	-	213.24	=	0.46	290	729	290	729



<u>&lt;100</u>	<u>100's</u>	<u>125's</u>	<u>150's</u>	<u>175's</u>	<u>200's</u>	<u>225's</u>	<u>250's</u>	<u>275's</u>	<u>300's</u>
			8	18	32	19	7	3	
<u>&lt;400</u>	<u>400's</u>	<u>450's</u>	<u>500's</u>	<u>550's</u>	<u>600's</u>	<u>650's</u>	<u>700's</u>	<u>750's</u>	<u>800's</u>
			1	8	6	9	5		
			<u>Avg of Game 1</u>	<u>Avg of Game 2</u>	<u>Avg of Game 3</u>				
			216.21	212.28	212.62				

High game of 290 on week 3      High series of 729 on week 3      High average of 224.71 after bowling week 10  
 Low game of 151 on week 17      Low series of 523 on week 17      Low average of 199.00 after bowling week 1

High Scores by Game  
 Game #1: 290 on week 3    Game #2: 278 on week 27    Game #3: 269 on week 12



Note: This report includes information through April 23 which is Week 31 of 32

**Ming Chen's Bowling Record - Team 38: Just Barely**

Week No.	Bowling Date	Old Avg	Old HDCP	-1-	-2-	-3-	Total	HDCP Total	Pins	Gms	---Average Change---			High Game	High Sers	HDCP Game	HDCP Sers	
											New - Old ---> +/-							
<b>End of 1st split</b>																		
21	02/13/24	0	0				0	0	0	0	-	0.00	=	0.00	0	0		
22	02/20/24	0	0				0	0	0	0	-	0.00	=	0.00	0	0		
23	02/27/24	0	0				0	0	0	0	-	0.00	=	0.00	0	0		
24	03/05/24	199	18	213	193	192	598	652	598	3	199.33	-	0.00	=	199.33	213	598	
25	03/12/24	188	28	221	171	139	531	615	1129	6	188.17	-	199.33	=	-11.17	221	598	
26	03/19/24	179	36	169	143	172	484	592	1613	9	179.22	-	188.17	=	-8.94	221	598	
27	03/26/24	179	36	195	237	248	680	788	2293	12	191.08	-	179.22	=	11.86	248	680	284
28	04/02/24	191	26	203	247	159	609	687	2902	15	193.47	-	191.08	=	2.38	248	680	284
29	04/09/24	193	24	197	190	204	591	663	3493	18	194.06	-	193.47	=	0.59	248	680	284
30	04/16/24	194	23	180	214	237	631	700	4124	21	196.38	-	194.06	=	2.33	248	680	284
31	04/23/24	196	21	205	211	191	607	670	4731	24	197.13	-	196.38	=	0.74	248	680	284

<100	100's	125's	150's	175's	200's	225's	250's	275's	300's
		2	4	7	7	4			
<400	400's	450's	500's	550's	600's	650's	700's	750's	800's
		1	1	2	3	1			

**Avg of Game 1**    **Avg of Game 2**    **Avg of Game 3**

197.88                      200.75                      192.75

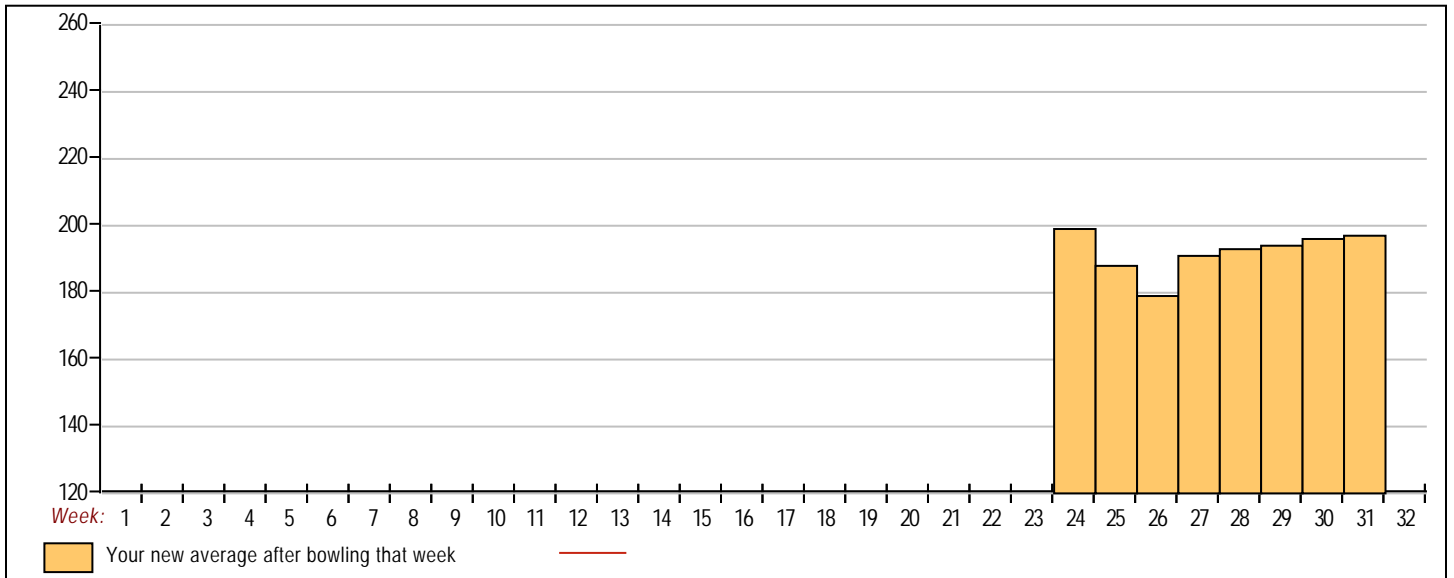
High game of 248 on week 27  
Low game of 139 on week 25

High series of 680 on week 27  
Low series of 484 on week 26

High average of 199.33 after bowling week 24  
Low average of 179.22 after bowling week 26

High Scores by Game

Game #1: 221 on week 25    Game #2: 247 on week 28    Game #3: 248 on week 27



Note: This report includes information through April 23 which is Week 31 of 32

**Frank Toy's Bowling Record - Team 38: Just Barely**

Week No.	Bowling Date	Old Avg	Old HDCP	-			Total	HDCP Total	Pins	Gms	---Average Change---			High Game	High Sers	HDCP Game	HDCP Sers		
				-1-	-2-	-3-					New	Old	---> +/-						
1	09/05/23	bk204	0				0	0	0	0	-	0.00	=	0.00	0	0			
2	09/12/23	bk204	14	246	165	215	626	668	626	3	208.67	-	0.00	=	208.67	246	626	260	668
3	09/19/23	bk204	0				0	0	626	3	208.67	-	208.67	=	0.00	246	626	260	668
4	09/26/23	bk204	0				0	0	626	3	208.67	-	208.67	=	0.00	246	626	260	668
5	10/10/23	bk204	0				0	0	626	3	208.67	-	208.67	=	0.00	246	626	260	668
6	10/17/23	bk204	14	189	214	198	601	643	1227	6	204.50	-	208.67	=	-4.17	246	626	260	668
7	10/24/23	bk204	0				0	0	1227	6	204.50	-	204.50	=	0.00	246	626	260	668
8	10/31/23	bk204	0				0	0	1227	6	204.50	-	204.50	=	0.00	246	626	260	668
9	11/07/23	bk204	0				0	0	1227	6	204.50	-	204.50	=	0.00	246	626	260	668
10	11/14/23	bk204	0				0	0	1227	6	204.50	-	204.50	=	0.00	246	626	260	668
11	11/21/23	bk204	0				0	0	1227	6	204.50	-	204.50	=	0.00	246	626	260	668
12	11/28/23	bk204	0				0	0	1227	6	204.50	-	204.50	=	0.00	246	626	260	668
13	12/05/23	bk204	0				0	0	1227	6	204.50	-	204.50	=	0.00	246	626	260	668
14	12/12/23	bk204	14	225	145	217	587	629	1814	9	201.56	-	204.50	=	-2.94	246	626	260	668
15	12/19/23	201	17	a201	a201	a201	603	654	1814	9	201.56	-	201.56	=	0.00	246	626	260	668
16	01/09/24	201	17	186	223	238	647	698	2461	12	205.08	-	201.56	=	3.53	246	647	260	698

**End of 1st split**

17	01/16/24	205	13	212	174	192	578	617	3039	15	202.60	-	205.08	=	-2.48	246	647	260	698
18	01/23/24	202	0				0	0	3039	15	202.60	-	202.60	=	0.00	246	647	260	698
19	01/30/24	202	16	222	172	181	575	623	3614	18	200.78	-	202.60	=	-1.82	246	647	260	698
20	02/06/24	200	0				0	0	3614	18	200.78	-	200.78	=	0.00	246	647	260	698
21	02/13/24	200	0				0	0	3614	18	200.78	-	200.78	=	0.00	246	647	260	698
22	02/20/24	200	0				0	0	3614	18	200.78	-	200.78	=	0.00	246	647	260	698
23	02/27/24	200	0				0	0	3614	18	200.78	-	200.78	=	0.00	246	647	260	698
24	03/05/24	200	18	255	257	151	663	717	4277	21	203.67	-	200.78	=	2.89	257	663	275	717
25	03/12/24	203	15	185	178	203	566	611	4843	24	201.79	-	203.67	=	-1.87	257	663	275	717
26	03/19/24	201	17	232	256	235	723	774	5566	27	206.15	-	201.79	=	4.36	257	723	275	774
27	03/26/24	206	12	278	223	226	727	763	6293	30	209.77	-	206.15	=	3.62	278	727	290	774
28	04/02/24	209	9	266	226	237	729	756	7022	33	212.79	-	209.77	=	3.02	278	729	290	774
29	04/09/24	212	7	239	177	172	588	609	7610	36	211.39	-	212.79	=	-1.40	278	729	290	774
30	04/16/24	211	8	222	188	193	603	627	8213	39	210.59	-	211.39	=	-0.80	278	729	290	774
31	04/23/24	210	9	211	180	204	595	622	8808	42	209.71	-	210.59	=	-0.88	278	729	290	774

<100	100's	125's	150's	175's	200's	225's	250's	275's	300's
		1	5	11	11	9	4	1	
<400	400's	450's	500's	550's	600's	650's	700's	750's	800's
				6	4	1	3		

Avg of Game 1	Avg of Game 2	Avg of Game 3
226.29	198.43	204.43

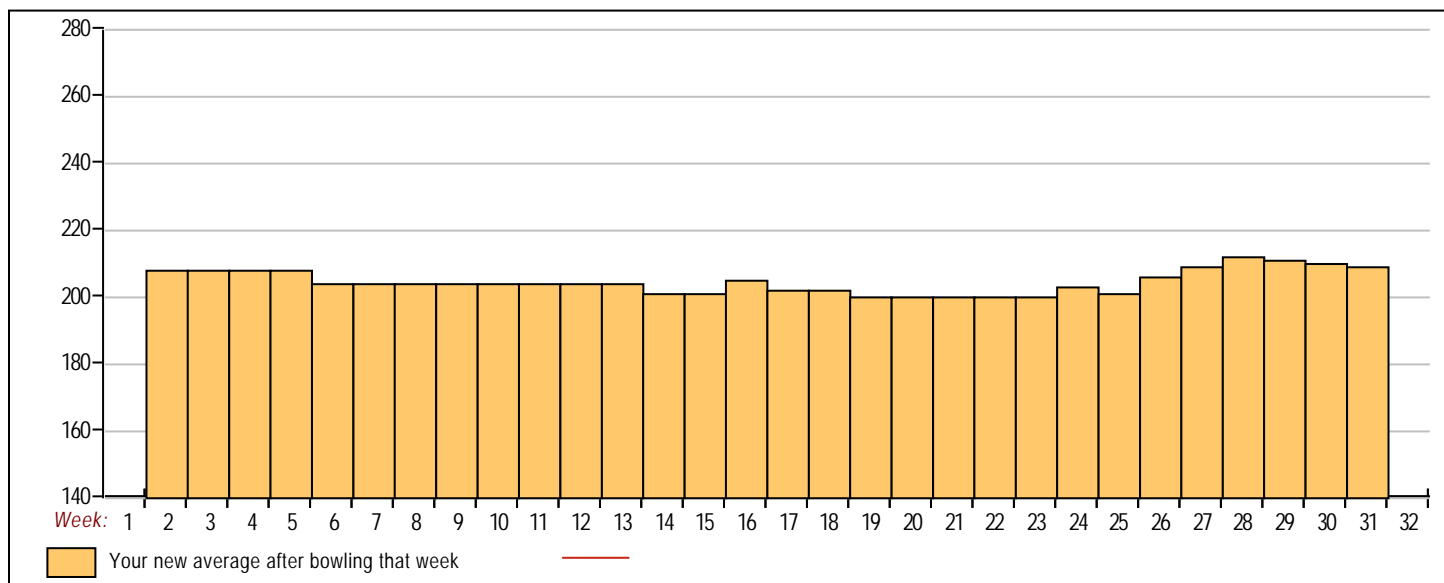
High game of 278 on week 27  
Low game of 145 on week 14

High series of 729 on week 28  
Low series of 566 on week 25

High average of 212.79 after bowling week 28  
Low average of 200.78 after bowling week 19

High Scores by Game

Game #1: 278 on week 27 Game #2: 257 on week 24 Game #3: 238 on week 16



Note: This report includes information through April 23 which is Week 31 of 32

**Thomas Toy's Bowling Record - Team 38: Just Barely**

Week No.	Bowling Date	Old Avg	Old HDCP	-			Total	HDCP Total	Pins	Gms	---Average Change---			High Game	High Sers	HDCP Game	HDCP Sers		
				-1-	-2-	-3-					New	Old	---> +/-						
1	09/05/23	bk181	35	162	160	178	500	605	500	3	166.67	-	0.00	=	166.67	178	500	213	605
2	09/12/23	bk181	35	197	192	169	558	663	1058	6	176.33	-	166.67	=	9.67	197	558	232	663
3	09/19/23	bk181	35	169	235	189	593	698	1651	9	183.44	-	176.33	=	7.11	235	593	270	698
4	09/26/23	183	33	179	203	185	567	666	2218	12	184.83	-	183.44	=	1.39	235	593	270	698
5	10/10/23	184	0				0	0	2218	12	184.83	-	184.83	=	0.00	235	593	270	698
6	10/17/23	184	0				0	0	2218	12	184.83	-	184.83	=	0.00	235	593	270	698
7	10/24/23	184	0				0	0	2218	12	184.83	-	184.83	=	0.00	235	593	270	698
8	10/31/23	184	0				0	0	2218	12	184.83	-	184.83	=	0.00	235	593	270	698
9	11/07/23	184	0				0	0	2218	12	184.83	-	184.83	=	0.00	235	593	270	698
10	11/14/23	184	0				0	0	2218	12	184.83	-	184.83	=	0.00	235	593	270	698
11	11/21/23	184	0				0	0	2218	12	184.83	-	184.83	=	0.00	235	593	270	698
12	11/28/23	184	0				0	0	2218	12	184.83	-	184.83	=	0.00	235	593	270	698
13	12/05/23	184	0				0	0	2218	12	184.83	-	184.83	=	0.00	235	593	270	698
14	12/12/23	184	0				0	0	2218	12	184.83	-	184.83	=	0.00	235	593	270	698
15	12/19/23	184	32	177	171	167	515	611	2733	15	182.20	-	184.83	=	-2.63	235	593	270	698
16	01/09/24	182	0				0	0	2733	15	182.20	-	182.20	=	0.00	235	593	270	698

**End of 1st split**

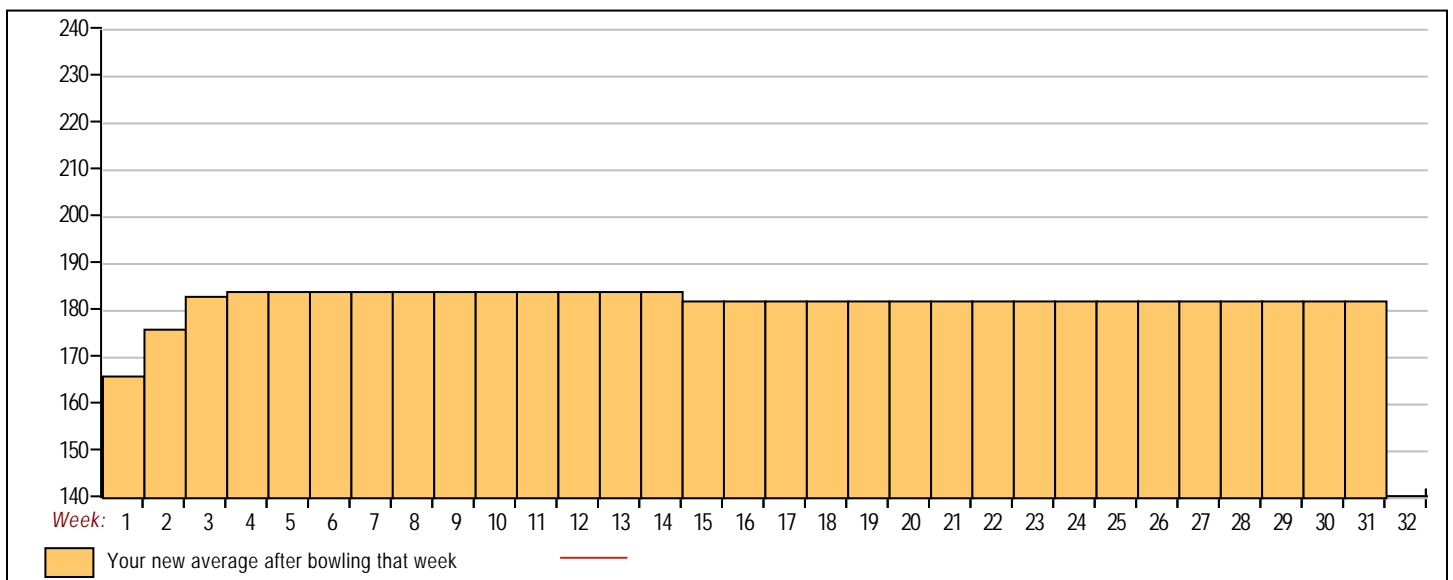
17	01/16/24	182	0				0	0	2733	15	182.20	-	182.20	=	0.00	235	593	270	698
18	01/23/24	182	0				0	0	2733	15	182.20	-	182.20	=	0.00	235	593	270	698
19	01/30/24	182	0				0	0	2733	15	182.20	-	182.20	=	0.00	235	593	270	698
20	02/06/24	182	0				0	0	2733	15	182.20	-	182.20	=	0.00	235	593	270	698
21	02/13/24	182	0				0	0	2733	15	182.20	-	182.20	=	0.00	235	593	270	698
22	02/20/24	182	0				0	0	2733	15	182.20	-	182.20	=	0.00	235	593	270	698
23	02/27/24	182	0				0	0	2733	15	182.20	-	182.20	=	0.00	235	593	270	698
24	03/05/24	182	0				0	0	2733	15	182.20	-	182.20	=	0.00	235	593	270	698
25	03/12/24	182	0				0	0	2733	15	182.20	-	182.20	=	0.00	235	593	270	698
26	03/19/24	182	0				0	0	2733	15	182.20	-	182.20	=	0.00	235	593	270	698
27	03/26/24	182	0				0	0	2733	15	182.20	-	182.20	=	0.00	235	593	270	698
28	04/02/24	182	0				0	0	2733	15	182.20	-	182.20	=	0.00	235	593	270	698
29	04/09/24	182	0				0	0	2733	15	182.20	-	182.20	=	0.00	235	593	270	698
30	04/16/24	182	0				0	0	2733	15	182.20	-	182.20	=	0.00	235	593	270	698
31	04/23/24	182	34				0	0	2733	15	182.20	-	182.20	=	0.00	235	593	270	698

<u>&lt;100</u>	<u>100's</u>	<u>125's</u>	<u>150's</u>	<u>175's</u>	<u>200's</u>	<u>225's</u>	<u>250's</u>	<u>275's</u>	<u>300's</u>
			6	7	1	1			
<u>&lt;400</u>	<u>400's</u>	<u>450's</u>	<u>500's</u>	<u>550's</u>	<u>600's</u>	<u>650's</u>	<u>700's</u>	<u>750's</u>	<u>800's</u>
			2	3					

<u>Avg of Game 1</u>	<u>Avg of Game 2</u>	<u>Avg of Game 3</u>
176.80	192.20	177.60

High game of 235 on week 3      High series of 593 on week 3      High average of 184.83 after bowling week 4  
 Low game of 160 on week 1      Low series of 500 on week 1      Low average of 166.67 after bowling week 1

High Scores by Game  
 Game #1: 197 on week 2    Game #2: 235 on week 3    Game #3: 189 on week 3



Note: This report includes information through April 23 which is Week 31 of 32

**Vincent Li's Bowling Record - Team 38: Just Barely**

Week No.	Bowling Date	Old Avg	Old HDCP	-1-	-2-	-3-	Total	HDCP Total	Pins	Gms	---Average Change---			High Game	High Sers	HDCP Game	HDCP Sers
											New - Old	--->	+/-				
1	09/05/23	0	0				0	0	0	0		- 0.00 = 0.00	0	0			
2	09/12/23	0	0				0	0	0	0		- 0.00 = 0.00	0	0			
3	09/19/23	0	0				0	0	0	0		- 0.00 = 0.00	0	0			
4	09/26/23	0	0				0	0	0	0		- 0.00 = 0.00	0	0			
5	10/10/23	0	0				0	0	0	0		- 0.00 = 0.00	0	0			
6	10/17/23	0	0				0	0	0	0		- 0.00 = 0.00	0	0			
7	10/24/23	0	0				0	0	0	0		- 0.00 = 0.00	0	0			
8	10/31/23	0	0				0	0	0	0		- 0.00 = 0.00	0	0			
9	11/07/23	0	0				0	0	0	0		- 0.00 = 0.00	0	0			
10	11/14/23	0	0				0	0	0	0		- 0.00 = 0.00	0	0			
11	11/21/23	124	86	123	126	125	374	632	374	3		124.67 - 0.00 = 124.67	126	374			
12	11/28/23	131	80	109	146	158	413	653	787	6		131.17 - 124.67 = 6.50	158	413			
13	12/05/23	131	80	a131	a131	a131	393	633	787	6		131.17 - 131.17 = 0.00	158	413			
14	12/12/23	131	80	a131	a131	a131	393	633	787	6		131.17 - 131.17 = 0.00	158	413			
15	12/19/23	131	0				0	0	787	6		131.17 - 131.17 = 0.00	158	413			
16	01/09/24	131	0				0	0	787	6		131.17 - 131.17 = 0.00	158	413			

**End of 1st split**

17	01/16/24	131	0				0	0	787	6		131.17 - 131.17 = 0.00	158	413		
18	01/23/24	131	0				0	0	787	6		131.17 - 131.17 = 0.00	158	413		
19	01/30/24	131	0				0	0	787	6		131.17 - 131.17 = 0.00	158	413		
20	02/06/24	131	0				0	0	787	6		131.17 - 131.17 = 0.00	158	413		
21	02/13/24	131	0				0	0	787	6		131.17 - 131.17 = 0.00	158	413		
22	02/20/24	131	0				0	0	787	6		131.17 - 131.17 = 0.00	158	413		
23	02/27/24	131	0				0	0	787	6		131.17 - 131.17 = 0.00	158	413		
24	03/05/24	131	0				0	0	787	6		131.17 - 131.17 = 0.00	158	413		
25	03/12/24	131	0				0	0	787	6		131.17 - 131.17 = 0.00	158	413		
26	03/19/24	131	0				0	0	787	6		131.17 - 131.17 = 0.00	158	413		
27	03/26/24	131	0				0	0	787	6		131.17 - 131.17 = 0.00	158	413		
28	04/02/24	131	0				0	0	787	6		131.17 - 131.17 = 0.00	158	413		
29	04/09/24	131	0				0	0	787	6		131.17 - 131.17 = 0.00	158	413		
30	04/16/24	131	0				0	0	787	6		131.17 - 131.17 = 0.00	158	413		
31	04/23/24	131	80				0	0	787	6		131.17 - 131.17 = 0.00	158	413		

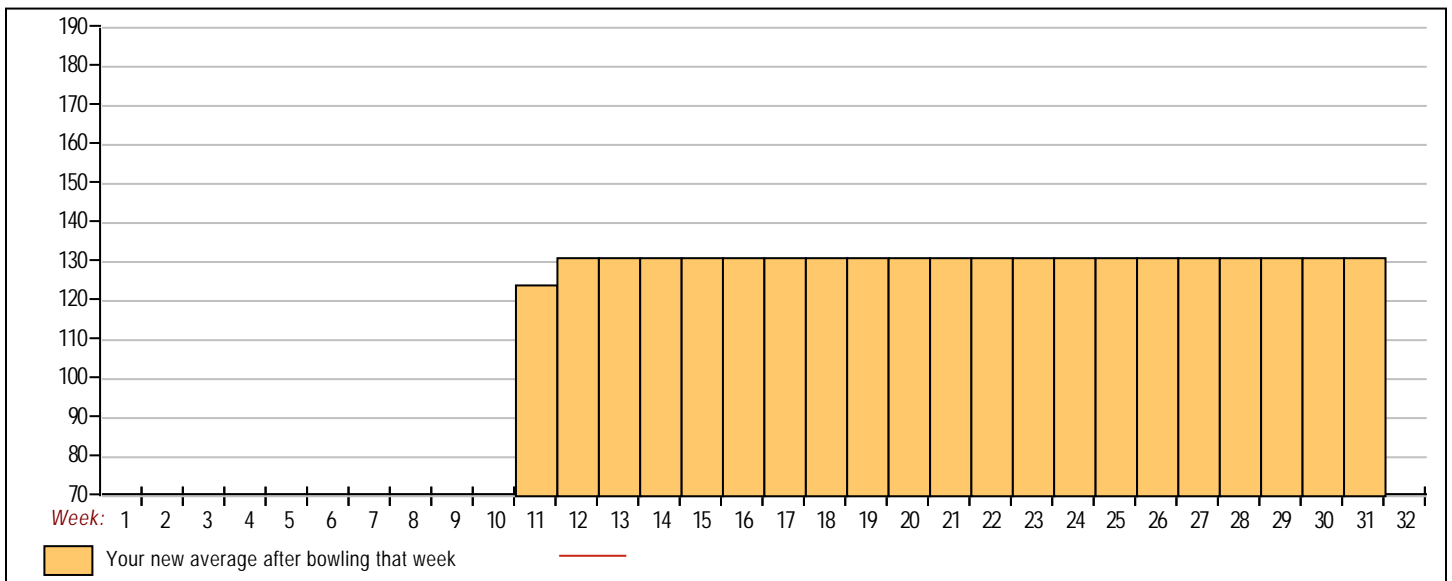


<u>&lt;100</u>	<u>100's</u>	<u>125's</u>	<u>150's</u>	<u>175's</u>	<u>200's</u>	<u>225's</u>	<u>250's</u>	<u>275's</u>	<u>300's</u>
	2	3	1						
<u>&lt;400</u>	<u>400's</u>	<u>450's</u>	<u>500's</u>	<u>550's</u>	<u>600's</u>	<u>650's</u>	<u>700's</u>	<u>750's</u>	<u>800's</u>
1	1								

<u>Avg of Game 1</u>	<u>Avg of Game 2</u>	<u>Avg of Game 3</u>
116.00	136.00	141.50

High game of 158 on week 12      High series of 413 on week 12      High average of 131.17 after bowling week 12  
 Low game of 109 on week 12      Low series of 374 on week 11      Low average of 124.67 after bowling week 11

High Scores by Game  
 Game #1: 123 on week 11    Game #2: 146 on week 12    Game #3: 158 on week 12



Note: This report includes information through April 23 which is Week 31 of 32

**Wesley Sanchez's Bowling Record - Team 38: Just Barely**

Week No.	Bowling Date	Old Avg	Old HDCP	-			Total	HDCP Total	Pins	Gms	---Average Change---			High Game	High Sers	HDCP Game	HDCP Sers		
				-1-	-2-	-3-					New	Old	---> +/-						
1	09/05/23	bk176	0				0	0	0	0	-	0.00	=	0.00	0	0			
2	09/12/23	bk176	0				0	0	0	0	-	0.00	=	0.00	0	0			
3	09/19/23	bk176	39	180	150	159	489	606	489	3	163.00	-	0.00	=	163.00	180	489	219	606
4	09/26/23	bk176	39	a176	a176	a176	528	645	489	3	163.00	-	163.00	=	0.00	180	489	219	606
5	10/10/23	bk176	0				0	0	489	3	163.00	-	163.00	=	0.00	180	489	219	606
6	10/17/23	bk176	0				0	0	489	3	163.00	-	163.00	=	0.00	180	489	219	606
---- Week 7 was bowled after week 9 ----																			
7	10/24/23	bk176	39	161	184	216	561	678	1050	6	163.00	-	0.00	=	163.00	216	561	255	678
---- Week 8 was bowled after week 9 ----																			
8	10/31/23	183	33	a183	a183	a183	420	519	1050	6	163.00	-	0.00	=	163.00	216	561	255	678
Scores were bowled after week 9 for weeks: 7 8																			
9	11/07/23	bk176	39	205	209	183	597	714	1647	9	183.00	-	163.00	=	20.00	216	597	255	714
10	11/14/23	183	33	155	221	152	528	627	2175	12	181.25	-	183.00	=	-1.75	221	597	255	714
11	11/21/23	181	0				0	0	2175	12	181.25	-	181.25	=	0.00	221	597	255	714
12	11/28/23	181	0				0	0	2175	12	181.25	-	181.25	=	0.00	221	597	255	714
13	12/05/23	181	0				0	0	2175	12	181.25	-	181.25	=	0.00	221	597	255	714
14	12/12/23	181	0				0	0	2175	12	181.25	-	181.25	=	0.00	221	597	255	714
15	12/19/23	181	0				0	0	2175	12	181.25	-	181.25	=	0.00	221	597	255	714
16	01/09/24	181	0				0	0	2175	12	181.25	-	181.25	=	0.00	221	597	255	714

**End of 1st split**

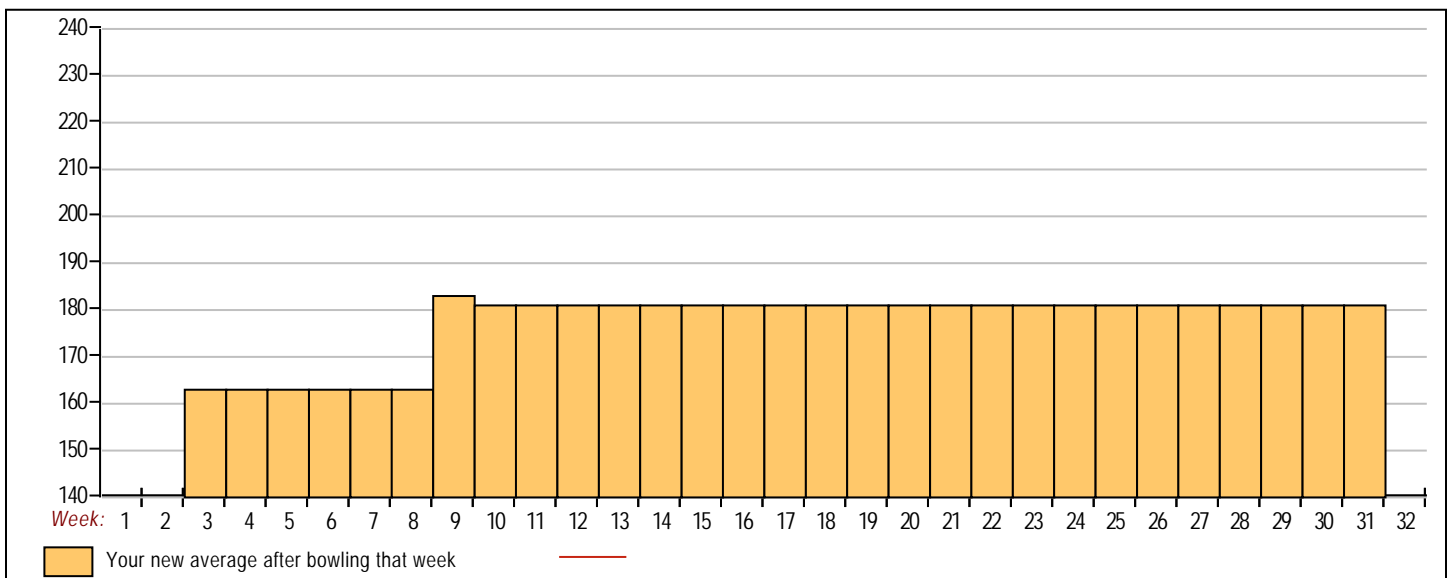
17	01/16/24	181	0				0	0	2175	12	181.25	-	181.25	=	0.00	221	597	255	714
18	01/23/24	181	0				0	0	2175	12	181.25	-	181.25	=	0.00	221	597	255	714
19	01/30/24	181	0				0	0	2175	12	181.25	-	181.25	=	0.00	221	597	255	714
20	02/06/24	181	0				0	0	2175	12	181.25	-	181.25	=	0.00	221	597	255	714
21	02/13/24	181	0				0	0	2175	12	181.25	-	181.25	=	0.00	221	597	255	714
22	02/20/24	181	0				0	0	2175	12	181.25	-	181.25	=	0.00	221	597	255	714
23	02/27/24	181	0				0	0	2175	12	181.25	-	181.25	=	0.00	221	597	255	714
24	03/05/24	181	0				0	0	2175	12	181.25	-	181.25	=	0.00	221	597	255	714
25	03/12/24	181	0				0	0	2175	12	181.25	-	181.25	=	0.00	221	597	255	714
26	03/19/24	181	0				0	0	2175	12	181.25	-	181.25	=	0.00	221	597	255	714
27	03/26/24	181	0				0	0	2175	12	181.25	-	181.25	=	0.00	221	597	255	714
28	04/02/24	181	0				0	0	2175	12	181.25	-	181.25	=	0.00	221	597	255	714
29	04/09/24	181	0				0	0	2175	12	181.25	-	181.25	=	0.00	221	597	255	714
30	04/16/24	181	0				0	0	2175	12	181.25	-	181.25	=	0.00	221	597	255	714
31	04/23/24	181	35				0	0	2175	12	181.25	-	181.25	=	0.00	221	597	255	714



<100	100's	125's	150's	175's	200's	225's	250's	275's	300's
			5	3	4				
<400	400's	450's	500's	550's	600's	650's	700's	750's	800's
		1	1	2					
			<b>Avg of Game 1</b>	<b>Avg of Game 2</b>	<b>Avg of Game 3</b>				
			175.25	191.00	177.50				

High game of 221 on week 10      High series of 597 on week 9      High average of 183.00 after bowling week 9  
 Low game of 150 on week 3      Low series of 489 on week 3      Low average of 163.00 after bowling week 3

High Scores by Game  
 Game #1: 205 on week 9    Game #2: 221 on week 10    Game #3: 216 on week 7



Note: This report includes information through April 23 which is Week 31 of 32

**James Santos's Bowling Record - Team 38: Just Barely**

Week No.	Bowling Date	Old Avg	Old HDCP	-1-	-2-	-3-	Total	HDCP Total	Pins	Gms	---Average Change---			High Game	High Sers	HDCP Game	HDCP Sers		
											New	Old	---> +/-						
1	09/05/23	bk202	0				0	0	0	0	-	0.00	=	0.00	0	0			
2	09/12/23	bk202	0				0	0	0	0	-	0.00	=	0.00	0	0			
3	09/19/23	bk202	0				0	0	0	0	-	0.00	=	0.00	0	0			
4	09/26/23	bk202	0				0	0	0	0	-	0.00	=	0.00	0	0			
5	10/10/23	bk202	0				0	0	0	0	-	0.00	=	0.00	0	0			
6	10/17/23	bk202	16	215	233	183	631	679	631	3	210.33	-	0.00	=	210.33	233	631	249	679
---- Week 7 was bowled after week 9 ----																			
7	10/24/23	bk202	16	a202	a202	a202	420	468	631	3	210.33	-	0.00	=	210.33	233	631	249	679
---- Week 8 was bowled after week 9 ----																			
8	10/31/23	bk202	16	a202	a202	a202	420	468	631	3	210.33	-	0.00	=	210.33	233	631	249	679
Scores were bowled after week 9 for weeks: 7 8																			
9	11/07/23	bk202	16	248	232	222	702	750	1333	6	222.17	-	210.33	=	11.83	248	702	264	750
10	11/14/23	bk202	16	238	258	198	694	742	2027	9	225.22	-	222.17	=	3.06	258	702	274	750
11	11/21/23	225	0	a225	a225	a225	675	675	2027	9	225.22	-	225.22	=	0.00	258	702	274	750
12	11/28/23	225	0	a225	a225	a225	675	675	2027	9	225.22	-	225.22	=	0.00	258	702	274	750
13	12/05/23	225	0				0	0	2027	9	225.22	-	225.22	=	0.00	258	702	274	750
14	12/12/23	225	0				0	0	2027	9	225.22	-	225.22	=	0.00	258	702	274	750
15	12/19/23	225	0				0	0	2027	9	225.22	-	225.22	=	0.00	258	702	274	750
16	01/09/24	225	0				0	0	2027	9	225.22	-	225.22	=	0.00	258	702	274	750

**End of 1st split**

17	01/16/24	225	0				0	0	2027	9	225.22	-	225.22	=	0.00	258	702	274	750
18	01/23/24	225	0				0	0	2027	9	225.22	-	225.22	=	0.00	258	702	274	750
19	01/30/24	225	0				0	0	2027	9	225.22	-	225.22	=	0.00	258	702	274	750
20	02/06/24	225	0				0	0	2027	9	225.22	-	225.22	=	0.00	258	702	274	750
21	02/13/24	225	0				0	0	2027	9	225.22	-	225.22	=	0.00	258	702	274	750
22	02/20/24	225	0				0	0	2027	9	225.22	-	225.22	=	0.00	258	702	274	750
23	02/27/24	225	0				0	0	2027	9	225.22	-	225.22	=	0.00	258	702	274	750
24	03/05/24	225	0				0	0	2027	9	225.22	-	225.22	=	0.00	258	702	274	750
25	03/12/24	225	0				0	0	2027	9	225.22	-	225.22	=	0.00	258	702	274	750
26	03/19/24	225	0				0	0	2027	9	225.22	-	225.22	=	0.00	258	702	274	750
27	03/26/24	225	0				0	0	2027	9	225.22	-	225.22	=	0.00	258	702	274	750
28	04/02/24	225	0				0	0	2027	9	225.22	-	225.22	=	0.00	258	702	274	750
29	04/09/24	225	0				0	0	2027	9	225.22	-	225.22	=	0.00	258	702	274	750
30	04/16/24	225	0				0	0	2027	9	225.22	-	225.22	=	0.00	258	702	274	750
31	04/23/24	225	0				0	0	2027	9	225.22	-	225.22	=	0.00	258	702	274	750



<u>&lt;100</u>	<u>100's</u>	<u>125's</u>	<u>150's</u>	<u>175's</u>	<u>200's</u>	<u>225's</u>	<u>250's</u>	<u>275's</u>	<u>300's</u>
				2	2	4	1		
<u>&lt;400</u>	<u>400's</u>	<u>450's</u>	<u>500's</u>	<u>550's</u>	<u>600's</u>	<u>650's</u>	<u>700's</u>	<u>750's</u>	<u>800's</u>
					1	1	1		

<u>Avg of Game 1</u>	<u>Avg of Game 2</u>	<u>Avg of Game 3</u>
233.67	241.00	201.00

High game of 258 on week 10      High series of 702 on week 9      High average of 225.22 after bowling week 10  
 Low game of 183 on week 6      Low series of 631 on week 6      Low average of 210.33 after bowling week 6

High Scores by Game  
 Game #1: 248 on week 9    Game #2: 258 on week 10    Game #3: 222 on week 9

