

Note: This report includes information through April 16 which is Week 30 of 32

Nelson Tu's Bowling Record - Team 37: Team 37

Week No.	Bowling Date	Old Avg	Old HDCP	Score			Total	HDCP Total	Pins	Gms	---Average Change---			High Game	High Sers	HDCP Game	HDCP Sers
				-1-	-2-	-3-					New	Old	---> +/-				
1	09/05/23	125	85	136	125	114	375	630	375	3	125.00	- 0.00	= 125.00	136	375		
2	09/12/23	125	85	a125	a125	a125	375	630	375	3	125.00	- 125.00	= 0.00	136	375		
3	09/19/23	122	88	120	106	134	360	624	735	6	122.50	- 125.00	= -2.50	136	375		
4	09/26/23	126	84	155	114	131	400	652	1135	9	126.11	- 122.50	= 3.61	155	400		
5	10/10/23	126	84	173	157	128	458	710	1593	12	132.75	- 126.11	= 6.64	173	458	257	710
6	10/17/23	132	79	155	110	129	394	631	1987	15	132.47	- 132.75	= -0.28	173	458	257	710
7	10/24/23	132	79	154	139	151	444	681	2431	18	135.06	- 132.47	= 2.59	173	458	257	710
8	10/31/23	135	76	149	135	117	401	629	2832	21	134.86	- 135.06	= -0.20	173	458	257	710
9	11/07/23	134	77	179	170	204	553	784	3385	24	141.04	- 134.86	= 6.18	204	553	281	784
10	11/14/23	150	63	113	151	153	417	606	3802	27	140.81	- 141.04	= -0.23	204	553	281	784
11	11/21/23	150	63	167	128	153	448	637	4250	30	141.67	- 140.81	= 0.85	204	553	281	784
12	11/28/23	150	63	167	135	113	415	604	4665	33	141.36	- 141.67	= -0.30	204	553	281	784
13	12/05/23	150	63	172	131	135	438	627	5103	36	141.75	- 141.36	= 0.39	204	553	281	784
14	12/12/23	150	63	146	124	110	380	569	5483	39	140.59	- 141.75	= -1.16	204	553	281	784
15	12/19/23	150	63	146	120	113	379	568	5862	42	139.57	- 140.59	= -1.02	204	553	281	784
16	01/09/24	150	63	136	94	130	360	549	6222	45	138.27	- 139.57	= -1.30	204	553	281	784

End of 1st split

----- Week 17 was bowled after week 21 -----

17	01/16/24	137	74	127	86	177	390	612	6612	48	138.27	- 0.00	= 138.27	204	553	281	784
18	01/23/24	150	63	102	120	128	350	539	6962	51	136.92	- 138.27	= -1.35	204	553	281	784
19	01/30/24	150	63	122	145	108	375	564	7337	54	136.22	- 136.92	= -0.70	204	553	281	784
20	02/06/24	150	63	a150	a150	a150	450	639	7337	54	136.22	- 136.22	= 0.00	204	553	281	784

Scores were bowled after week 21 for weeks: 17

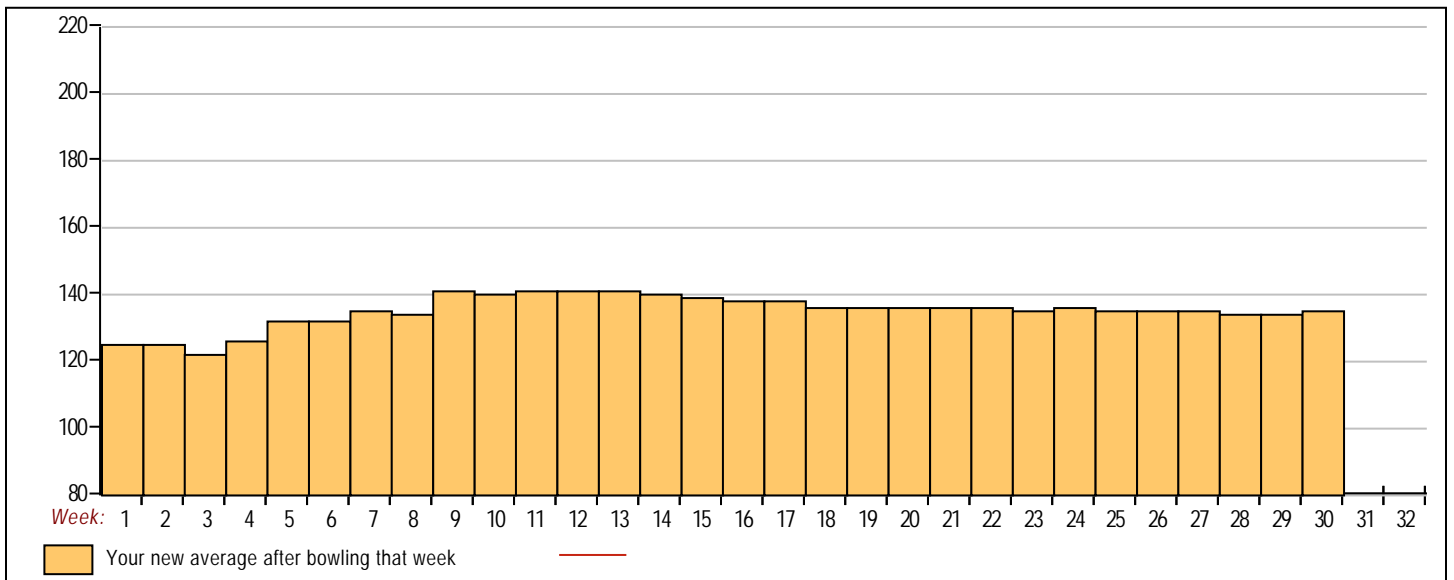
21	02/13/24	150	63	169	174	109	452	641	7789	57	136.65	- 136.22	= 0.43	204	553	281	784
22	02/20/24	150	63	122	146	150	418	607	8207	60	136.78	- 136.65	= 0.13	204	553	281	784
23	02/27/24	150	63	114	99	133	346	535	8553	63	135.76	- 136.78	= -1.02	204	553	281	784
24	03/05/24	150	63	132	150	171	453	642	9006	66	136.45	- 135.76	= 0.69	204	553	281	784
25	03/12/24	150	63	131	106	117	354	543	9360	69	135.65	- 136.45	= -0.80	204	553	281	784
26	03/19/24	150	63	138	127	116	381	570	9741	72	135.29	- 135.65	= -0.36	204	553	281	784
27	03/26/24	150	63	153	122	127	402	591	10143	75	135.24	- 135.29	= -0.05	204	553	281	784
28	04/02/24	150	63	129	119	117	365	554	10508	78	134.72	- 135.24	= -0.52	204	553	281	784
29	04/09/24	150	63	121	164	133	418	607	10926	81	134.89	- 134.72	= 0.17	204	553	281	784
30	04/16/24	150	63	138	142	135	415	604	11341	84	135.01	- 134.89	= 0.12	204	553	281	784

<100	100's	125's	150's	175's	200's	225's	250's	275's	300's
3	26	32	20	2	1				
<400	400's	450's	500's	550's	600's	650's	700's	750's	800's
13	11	3		1					

Avg of Game 1	Avg of Game 2	Avg of Game 3
141.64	129.96	133.43

High game of 204 on week 9 High series of 553 on week 9 High average of 141.75 after bowling week 13
 Low game of 86 on week 17 Low series of 346 on week 23 Low average of 122.50 after bowling week 3

High Scores by Game
 Game #1: 179 on week 9 Game #2: 174 on week 21 Game #3: 204 on week 9



Note: This report includes information through April 16 which is Week 30 of 32

John Tu's Bowling Record - Team 37: Team 37

Week No.	Bowling Date	Old Avg	Old HDCP	-1- -2- -3-			Total	HDCP Total	Pins	Gms	---Average Change---			High Game	High Sers	HDCP Game	HDCP Sers
											New - Old	---> +/-					
1	09/05/23	bk180	36	217	190	152	559	667	559	3	186.33	- 0.00	= 186.33	217	559	253	667
2	09/12/23	bk180	36	173	212	209	594	702	1153	6	192.17	- 186.33	= 5.83	217	594	253	702
3	09/19/23	bk180	36	203	208	214	625	733	1778	9	197.56	- 192.17	= 5.39	217	625	253	733
4	09/26/23	197	20	189	192	144	525	585	2303	12	191.92	- 197.56	= -5.64	217	625	253	733
5	10/10/23	191	26	192	174	169	535	613	2838	15	189.20	- 191.92	= -2.72	217	625	253	733
6	10/17/23	189	27	180	216	168	564	645	3402	18	189.00	- 189.20	= -0.20	217	625	253	733
7	10/24/23	189	27	213	220	159	592	673	3994	21	190.19	- 189.00	= 1.19	220	625	253	733
8	10/31/23	190	0				0	0	3994	21	190.19	- 190.19	= 0.00	220	625	253	733
9	11/07/23	190	0				0	0	3994	21	190.19	- 190.19	= 0.00	220	625	253	733
10	11/14/23	190	0				0	0	3994	21	190.19	- 190.19	= 0.00	220	625	253	733
11	11/21/23	190	0				0	0	3994	21	190.19	- 190.19	= 0.00	220	625	253	733
12	11/28/23	190	27	160	215	198	573	654	4567	24	190.29	- 190.19	= 0.10	220	625	253	733
13	12/05/23	190	27	188	169	148	505	586	5072	27	187.85	- 190.29	= -2.44	220	625	253	733
14	12/12/23	187	29	232	267	177	676	763	5748	30	191.60	- 187.85	= 3.75	267	676	296	763
15	12/19/23	191	26	196	126	171	493	571	6241	33	189.12	- 191.60	= -2.48	267	676	296	763
16	01/09/24	189	27	170	255	185	610	691	6851	36	190.31	- 189.12	= 1.18	267	676	296	763

End of 1st split

---- Week 17 was bowled after week 21 ----

17	01/16/24	188	28	145	158	186	489	573	7340	39	190.31	- 0.00	= 190.31	267	676	296	763
18	01/23/24	190	27	132	200	205	537	618	7877	42	189.44	- 190.31	= -0.87	267	676	296	763
19	01/30/24	189	27	129	166	152	447	528	8324	45	186.55	- 189.44	= -2.89	267	676	296	763
20	02/06/24	186	30	253	177	254	684	774	9008	48	189.31	- 186.55	= 2.76	267	684	296	774

Scores were bowled after week 21 for weeks: 17

21	02/13/24	189	27	163	214	142	519	600	9527	51	186.80	- 189.31	= -2.51	267	684	296	774
22	02/20/24	186	30	175	147	148	470	560	9997	54	185.13	- 186.80	= -1.67	267	684	296	774
23	02/27/24	185	31	186	139	192	517	610	10514	57	184.46	- 185.13	= -0.67	267	684	296	774
24	03/05/24	184	32	141	134	246	521	617	11035	60	183.92	- 184.46	= -0.54	267	684	296	774
25	03/12/24	183	33	240	174	209	623	722	11658	63	185.05	- 183.92	= 1.13	267	684	296	774
26	03/19/24	185	31	212	243	187	642	735	12300	66	186.36	- 185.05	= 1.32	267	684	296	774
27	03/26/24	186	30	154	239	230	623	713	12923	69	187.29	- 186.36	= 0.93	267	684	296	774
28	04/02/24	187	29	194	199	166	559	646	13482	72	187.25	- 187.29	= -0.04	267	684	296	774
29	04/09/24	187	29	236	178	162	576	663	14058	75	187.44	- 187.25	= 0.19	267	684	296	774
30	04/16/24	187	29	187	163	198	548	635	14606	78	187.26	- 187.44	= -0.18	267	684	296	774

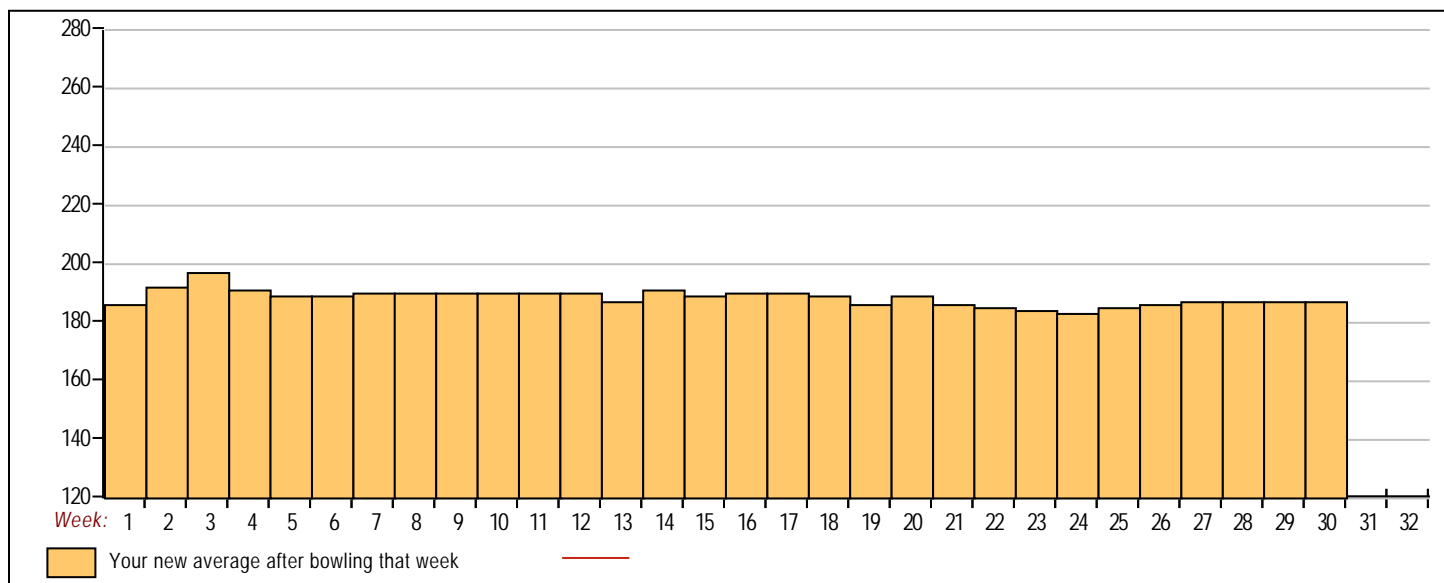
<100	100's	125's	150's	175's	200's	225's	250's	275's	300's
		12	19	21	15	7	4		
<400	400's	450's	500's	550's	600's	650's	700's	750's	800's
	1	3	8	7	5	2			

Avg of Game 1	Avg of Game 2	Avg of Game 3
186.92	191.35	183.50

High game of 267 on week 14 High series of 684 on week 20 High average of 197.56 after bowling week 3
 Low game of 126 on week 15 Low series of 447 on week 19 Low average of 183.92 after bowling week 24

High Scores by Game

Game #1: 253 on week 20 Game #2: 267 on week 14 Game #3: 254 on week 20



Note: This report includes information through April 16 which is Week 30 of 32

Vincent Tu's Bowling Record - Team 37: Team 37

Table with columns: Week No., Bowling Date, Old Avg, Old HDCP, -1-, -2-, -3-, Total, HDCP Total, Pins, Gms, ---Average Change--- (New - Old ---> +/-), High Game, High Sers, HDCP Game, HDCP Sers. Rows 1-16.

End of 1st split

---- Week 17 was bowled after week 21 ----

Table with columns: Week No., Bowling Date, Old Avg, Old HDCP, -1-, -2-, -3-, Total, HDCP Total, Pins, Gms, ---Average Change---, High Game, High Sers, HDCP Game, HDCP Sers. Rows 17-20.

Scores were bowled after week 21 for weeks: 17

Table with columns: Week No., Bowling Date, Old Avg, Old HDCP, -1-, -2-, -3-, Total, HDCP Total, Pins, Gms, ---Average Change---, High Game, High Sers, HDCP Game, HDCP Sers. Rows 21-30.

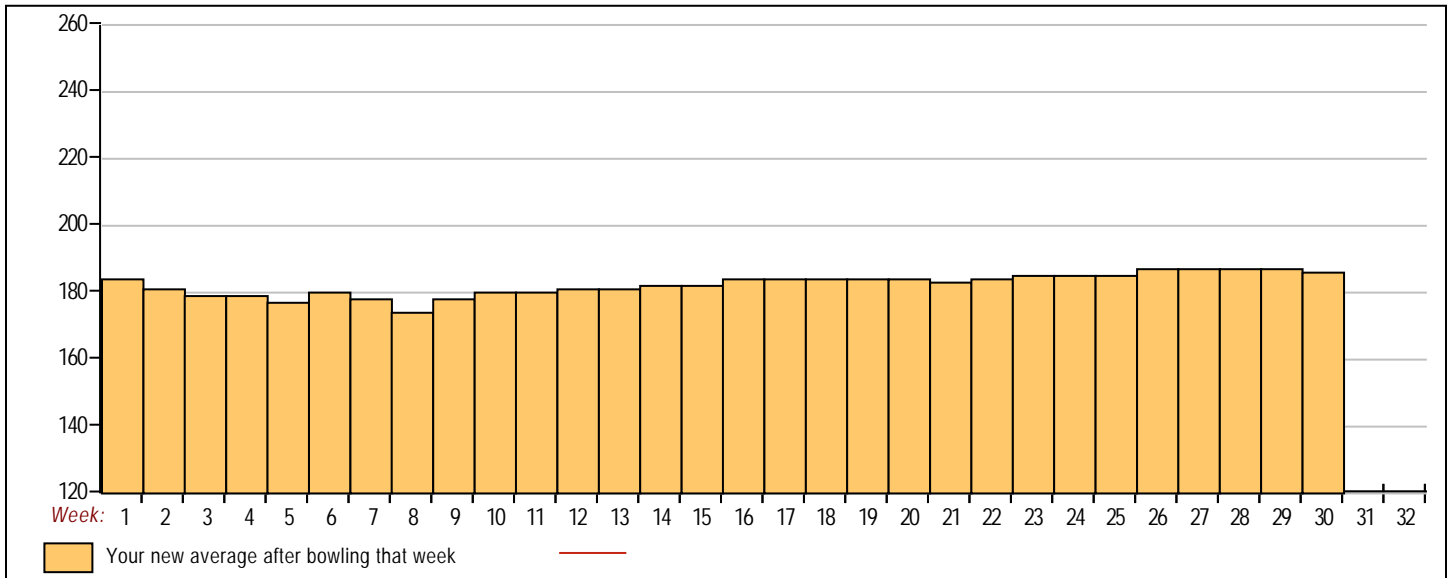


Summary table with columns: <100, 100's, 125's, 150's, 175's, 200's, 225's, 250's, 275's, 300's, <400, 400's, 450's, 500's, 550's, 600's, 650's, 700's, 750's, 800's. Values: 8, 21, 28, 24, 2, 1, 2, 1, 1, 2, 1, 9, 10, 5, 1.

Avg of Game 1: 185.32, Avg of Game 2: 194.57, Avg of Game 3: 180.43

High game of 253 on week 26 High series of 662 on week 26 High average of 187.73 after bowling week 27
Low game of 125 on week 17 Low series of 442 on week 8 Low average of 174.96 after bowling week 8

High Scores by Game
Game #1: 253 on week 26 Game #2: 244 on week 6 Game #3: 222 on week 9



Note: This report includes information through April 16 which is Week 30 of 32

Daryl Monteverde's Bowling Record - Team 37: Team 37

Week No.	Bowling Date	Old Avg	Old HDCP	-			Total	HDCP Total	Pins	Gms	---Average Change---			High Game	High Sers	HDCP Game	HDCP Sers		
				-1-	-2-	-3-					New - Old	--->	+/-						
5	10/10/23	bk161	0				0	0	0	0	-	0.00	=	0.00	0	0			
6	10/17/23	bk161	0				0	0	0	0	-	0.00	=	0.00	0	0			
7	10/24/23	bk161	0				0	0	0	0	-	0.00	=	0.00	0	0			
8	10/31/23	bk161	53	149	203	211	563	722	563	3	187.67	-	0.00	=	187.67	211	563	264	722
9	11/07/23	bk161	53	144	160	191	495	654	1058	6	176.33	-	187.67	=	-11.33	211	563	264	722
10	11/14/23	bk161	53	a161	a161	a161	483	642	1058	6	176.33	-	176.33	=	0.00	211	563	264	722
11	11/21/23	bk161	53	163	140	111	414	573	1472	9	163.56	-	176.33	=	-12.78	211	563	264	722
12	11/28/23	163	0				0	0	1472	9	163.56	-	163.56	=	0.00	211	563	264	722
13	12/05/23	163	0				0	0	1472	9	163.56	-	163.56	=	0.00	211	563	264	722
14	12/12/23	163	0				0	0	1472	9	163.56	-	163.56	=	0.00	211	563	264	722
15	12/19/23	163	0				0	0	1472	9	163.56	-	163.56	=	0.00	211	563	264	722
16	01/09/24	163	0				0	0	1472	9	163.56	-	163.56	=	0.00	211	563	264	722

End of 1st split

17	01/16/24	163	0				0	0	1472	9	163.56	-	163.56	=	0.00	211	563	264	722
18	01/23/24	163	51	169	163	195	527	680	1999	12	166.58	-	163.56	=	3.03	211	563	264	722
19	01/30/24	166	48	140	186	173	499	643	2498	15	166.53	-	166.58	=	-0.05	211	563	264	722
20	02/06/24	166	0				0	0	2498	15	166.53	-	166.53	=	0.00	211	563	264	722
21	02/13/24	166	0				0	0	2498	15	166.53	-	166.53	=	0.00	211	563	264	722
22	02/20/24	166	0				0	0	2498	15	166.53	-	166.53	=	0.00	211	563	264	722
23	02/27/24	166	0				0	0	2498	15	166.53	-	166.53	=	0.00	211	563	264	722
24	03/05/24	166	0				0	0	2498	15	166.53	-	166.53	=	0.00	211	563	264	722
25	03/12/24	166	0				0	0	2498	15	166.53	-	166.53	=	0.00	211	563	264	722
26	03/19/24	166	0				0	0	2498	15	166.53	-	166.53	=	0.00	211	563	264	722
27	03/26/24	166	0				0	0	2498	15	166.53	-	166.53	=	0.00	211	563	264	722
28	04/02/24	166	0				0	0	2498	15	166.53	-	166.53	=	0.00	211	563	264	722
29	04/09/24	166	0				0	0	2498	15	166.53	-	166.53	=	0.00	211	563	264	722
30	04/16/24	166	48				0	0	2498	15	166.53	-	166.53	=	0.00	211	563	264	722

<u><100</u>	<u>100's</u>	<u>125's</u>	<u>150's</u>	<u>175's</u>	<u>200's</u>	<u>225's</u>	<u>250's</u>	<u>275's</u>	<u>300's</u>
	1	4	5	3	2				
<u><400</u>	<u>400's</u>	<u>450's</u>	<u>500's</u>	<u>550's</u>	<u>600's</u>	<u>650's</u>	<u>700's</u>	<u>750's</u>	<u>800's</u>
	1	2	1	1					

Avg of Game 1	Avg of Game 2	Avg of Game 3
153.00	170.40	176.20

High game of 211 on week 8 High series of 563 on week 8 High average of 187.67 after bowling week 8
 Low game of 111 on week 11 Low series of 414 on week 11 Low average of 163.56 after bowling week 11

High Scores by Game
 Game #1: 169 on week 18 Game #2: 203 on week 8 Game #3: 211 on week 8

