

Note: This report includes information through April 23 which is Week 31 of 32

Eric Woo's Bowling Record - Team 36: Team 36

Week No.	Bowling Date	Old Avg	Old HDCP	-			Total	HDCP Total	Pins	Gms	---Average Change---			High Game	High Sers	HDCP Game	HDCP Sers		
				-1-	-2-	-3-					New	Old	---> +/-						
1	09/05/23	bk140	72	130	125	171	426	642	426	3	142.00	-	0.00	=	142.00	171	426	243	642
2	09/12/23	bk140	72	84	133	125	342	558	768	6	128.00	-	142.00	=	-14.00	171	426	243	642
3	09/19/23	bk140	72	118	151	171	440	656	1208	9	134.22	-	128.00	=	6.22	171	440	243	656
4	09/26/23	134	77	100	111	131	342	573	1550	12	129.17	-	134.22	=	-5.06	171	440	243	656
5	10/10/23	130	81	143	95	120	358	601	1908	15	127.20	-	129.17	=	-1.97	171	440	243	656
6	10/17/23	130	81	143	121	127	391	634	2299	18	127.72	-	127.20	=	0.52	171	440	243	656
7	10/24/23	130	81	133	136	164	433	676	2732	21	130.10	-	127.72	=	2.37	171	440	245	676
8	10/31/23	130	81	a130	a130	a130	390	633	2732	21	130.10	-	130.10	=	0.00	171	440	245	676
9	11/07/23	130	81	156	151	132	439	682	3171	24	132.13	-	130.10	=	2.03	171	440	245	682
10	11/14/23	132	79	a132	a132	a132	396	633	3171	24	132.13	-	132.13	=	0.00	171	440	245	682
11	11/21/23	132	79	143	125	145	413	650	3584	27	132.74	-	132.13	=	0.62	171	440	245	682
12	11/28/23	132	79	102	110	115	327	564	3911	30	130.37	-	132.74	=	-2.37	171	440	245	682
13	12/05/23	130	81	115	131	150	396	639	4307	33	130.52	-	130.37	=	0.15	171	440	245	682
14	12/12/23	130	81	139	124	105	368	611	4675	36	129.86	-	130.52	=	-0.65	171	440	245	682
15	12/19/23	130	0				0	0	4675	36	129.86	-	129.86	=	0.00	171	440	245	682
16	01/09/24	130	81	139	177	173	489	732	5164	39	132.41	-	129.86	=	2.55	177	489	258	732

End of 1st split

17	01/16/24	132	79	92	134	126	352	589	5516	42	131.33	-	132.41	=	-1.08	177	489	258	732
18	01/23/24	131	80	104	178	115	397	637	5913	45	131.40	-	131.33	=	0.07	178	489	258	732
19	01/30/24	131	80	131	137	157	425	665	6338	48	132.04	-	131.40	=	0.64	178	489	258	732
20	02/06/24	132	79	a132	a132	a132	396	633	6338	48	132.04	-	132.04	=	0.00	178	489	258	732
21	02/13/24	132	79	101	153	162	416	653	6754	51	132.43	-	132.04	=	0.39	178	489	258	732
22	02/20/24	132	79	123	119	151	393	630	7147	54	132.35	-	132.43	=	-0.08	178	489	258	732
23	02/27/24	132	79	122	128	153	403	640	7550	57	132.46	-	132.35	=	0.10	178	489	258	732
24	03/05/24	132	0				0	0	7550	57	132.46	-	132.46	=	0.00	178	489	258	732
25	03/12/24	132	79	124	97	121	342	579	7892	60	131.53	-	132.46	=	-0.92	178	489	258	732
26	03/19/24	131	80	116	99	167	382	622	8274	63	131.33	-	131.53	=	-0.20	178	489	258	732
27	03/26/24	131	80	146	150	114	410	650	8684	66	131.58	-	131.33	=	0.24	178	489	258	732
28	04/02/24	131	80	131	168	173	472	712	9156	69	132.70	-	131.58	=	1.12	178	489	258	732
29	04/09/24	132	79	149	121	130	400	637	9556	72	132.72	-	132.70	=	0.03	178	489	258	732
30	04/16/24	132	79	136	149	103	388	625	9944	75	132.59	-	132.72	=	-0.14	178	489	258	732
31	04/23/24	132	79	151	101	153	405	642	10349	78	132.68	-	132.59	=	0.09	178	489	258	732

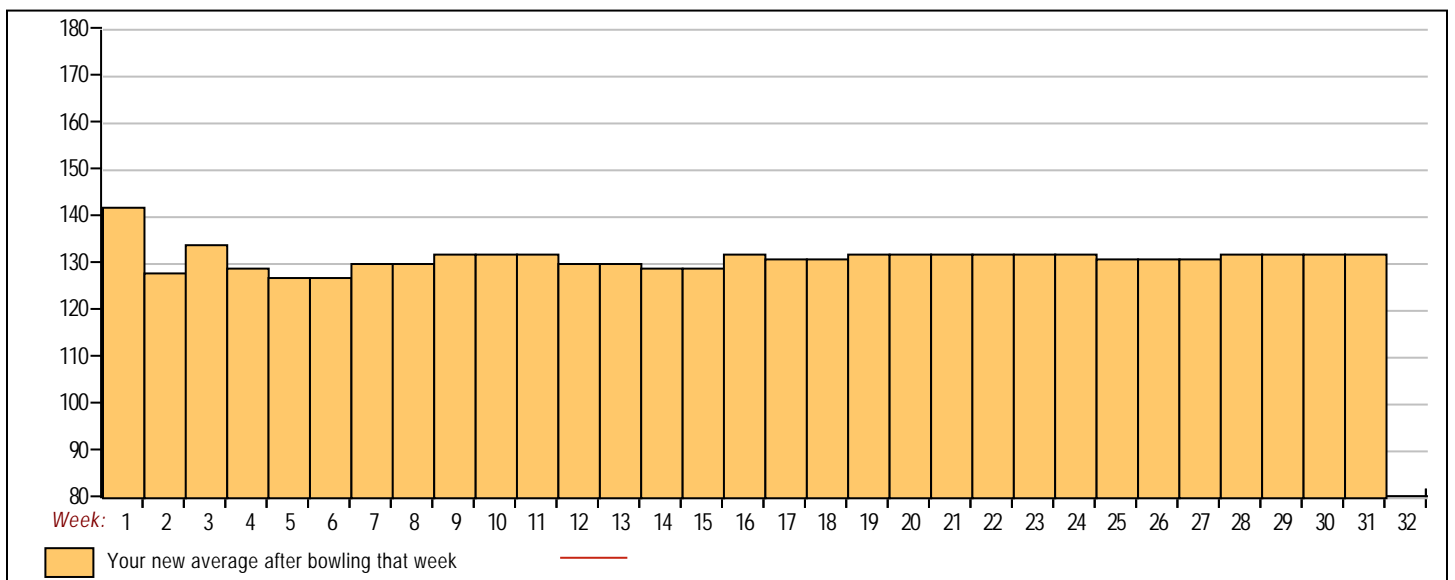


<u><100</u>	<u>100's</u>	<u>125's</u>	<u>150's</u>	<u>175's</u>	<u>200's</u>	<u>225's</u>	<u>250's</u>	<u>275's</u>	<u>300's</u>
5	24	28	19	2					
<u><400</u>	<u>400's</u>	<u>450's</u>	<u>500's</u>	<u>550's</u>	<u>600's</u>	<u>650's</u>	<u>700's</u>	<u>750's</u>	<u>800's</u>
13	11	2							

<u>Avg of Game 1</u>	<u>Avg of Game 2</u>	<u>Avg of Game 3</u>
125.81	131.69	140.54

High game of 178 on week 18 High series of 489 on week 16 High average of 142.00 after bowling week 1
 Low game of 84 on week 2 Low series of 327 on week 12 Low average of 127.20 after bowling week 5

High Scores by Game
 Game #1: 156 on week 9 Game #2: 178 on week 18 Game #3: 173 on week 16



Note: This report includes information through April 23 which is Week 31 of 32

Darren Hue's Bowling Record - Team 36: Team 36

Week No.	Bowling Date	Old Avg	Old HDCP	-1-	-2-	-3-	Total	HDCP Total	Pins	Gms	---Average Change---			High Game	High Sers	HDCP Game	HDCP Sers		
											New - Old	--->	+/-						
1	09/05/23	bk175	40	154	197	162	513	633	513	3	171.00	-	0.00	=	171.00	197	513	237	633
2	09/12/23	bk175	40	221	167	247	635	755	1148	6	191.33	-	171.00	=	20.33	247	635	287	755
3	09/19/23	bk175	40	122	244	181	547	667	1695	9	188.33	-	191.33	=	-3.00	247	635	287	755
4	09/26/23	188	28	142	149	188	479	563	2174	12	181.17	-	188.33	=	-7.17	247	635	287	755
5	10/10/23	181	35	159	149	204	512	617	2686	15	179.07	-	181.17	=	-2.10	247	635	287	755
6	10/17/23	179	36	244	124	214	582	690	3268	18	181.56	-	179.07	=	2.49	247	635	287	755
7	10/24/23	181	35	182	174	170	526	631	3794	21	180.67	-	181.56	=	-0.89	247	635	287	755
8	10/31/23	180	36	183	185	162	530	638	4324	24	180.17	-	180.67	=	-0.50	247	635	287	755
9	11/07/23	180	36	139	157	134	430	538	4754	27	176.07	-	180.17	=	-4.09	247	635	287	755
10	11/14/23	176	39	214	226	180	620	737	5374	30	179.13	-	176.07	=	3.06	247	635	287	755
11	11/21/23	179	36	147	158	196	501	609	5875	33	178.03	-	179.13	=	-1.10	247	635	287	755
12	11/28/23	178	37	a178	a178	a178	534	645	5875	33	178.03	-	178.03	=	0.00	247	635	287	755
13	12/05/23	178	37	a178	a178	a178	534	645	5875	33	178.03	-	178.03	=	0.00	247	635	287	755
14	12/12/23	178	37	a178	a178	a178	534	645	5875	33	178.03	-	178.03	=	0.00	247	635	287	755
15	12/19/23	178	0				0	0	5875	33	178.03	-	178.03	=	0.00	247	635	287	755
16	01/09/24	178	0				0	0	5875	33	178.03	-	178.03	=	0.00	247	635	287	755

End of 1st split

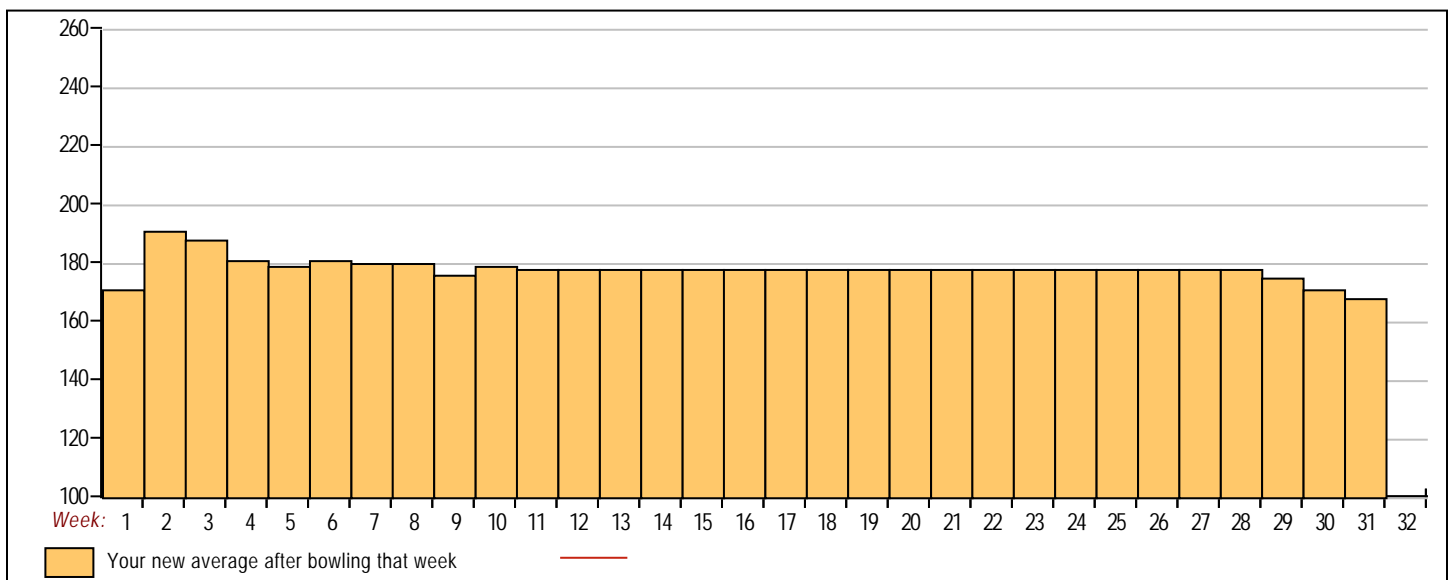
17	01/16/24	178	0				0	0	5875	33	178.03	-	178.03	=	0.00	247	635	287	755
18	01/23/24	178	0				0	0	5875	33	178.03	-	178.03	=	0.00	247	635	287	755
19	01/30/24	178	37	a178	a178	a178	534	645	5875	33	178.03	-	178.03	=	0.00	247	635	287	755
20	02/06/24	178	0				0	0	5875	33	178.03	-	178.03	=	0.00	247	635	287	755
21	02/13/24	178	0				0	0	5875	33	178.03	-	178.03	=	0.00	247	635	287	755
22	02/20/24	178	0				0	0	5875	33	178.03	-	178.03	=	0.00	247	635	287	755
23	02/27/24	178	0				0	0	5875	33	178.03	-	178.03	=	0.00	247	635	287	755
24	03/05/24	178	0				0	0	5875	33	178.03	-	178.03	=	0.00	247	635	287	755
25	03/12/24	178	0				0	0	5875	33	178.03	-	178.03	=	0.00	247	635	287	755
26	03/19/24	178	0				0	0	5875	33	178.03	-	178.03	=	0.00	247	635	287	755
27	03/26/24	178	0				0	0	5875	33	178.03	-	178.03	=	0.00	247	635	287	755
28	04/02/24	178	0				0	0	5875	33	178.03	-	178.03	=	0.00	247	635	287	755
29	04/09/24	178	37	107	164	177	448	559	6323	36	175.64	-	178.03	=	-2.39	247	635	287	755
30	04/16/24	175	40	105	121	128	354	474	6677	39	171.21	-	175.64	=	-4.43	247	635	287	755
31	04/23/24	171	44	133	124	161	418	550	7095	42	168.93	-	171.21	=	-2.28	247	635	287	755

<u><100</u>	<u>100's</u>	<u>125's</u>	<u>150's</u>	<u>175's</u>	<u>200's</u>	<u>225's</u>	<u>250's</u>	<u>275's</u>	<u>300's</u>
	6	8	11	9	4	4			
<u><400</u>	<u>400's</u>	<u>450's</u>	<u>500's</u>	<u>550's</u>	<u>600's</u>	<u>650's</u>	<u>700's</u>	<u>750's</u>	<u>800's</u>
1	3	1	6	1	2				

Avg of Game 1 **Avg of Game 2** **Avg of Game 3**
 160.86 167.07 178.86

High game of 247 on week 2 High series of 635 on week 2 High average of 191.33 after bowling week 2
 Low game of 105 on week 30 Low series of 354 on week 30 Low average of 168.93 after bowling week 31

High Scores by Game
 Game #1: 244 on week 6 Game #2: 244 on week 3 Game #3: 247 on week 2



Note: This report includes information through April 23 which is Week 31 of 32

Nick Hoey's Bowling Record - Team 36: Team 36

Week No.	Bowling Date	Old Avg	Old HDCP	-1-	-2-	-3-	Total	HDCP Total	Pins	Gms	---Average Change---			High Game	High Sers	HDCP Game	HDCP Sers		
											New	Old	---> +/-						
1	09/05/23	bk181	35	190	171	261	622	727	622	3	207.33	-	0.00	=	207.33	261	622	296	727
2	09/12/23	bk181	35	215	193	190	598	703	1220	6	203.33	-	207.33	=	-4.00	261	622	296	727
3	09/19/23	bk181	35	203	209	162	574	679	1794	9	199.33	-	203.33	=	-4.00	261	622	296	727
4	09/26/23	199	18	190	170	246	606	660	2400	12	200.00	-	199.33	=	0.67	261	622	296	727
5	10/10/23	200	18	a200	a200	a200	600	654	2400	12	200.00	-	200.00	=	0.00	261	622	296	727
6	10/17/23	200	18	162	165	203	530	584	2930	15	195.33	-	200.00	=	-4.67	261	622	296	727
7	10/24/23	195	22	a195	a195	a195	585	651	2930	15	195.33	-	195.33	=	0.00	261	622	296	727
8	10/31/23	195	22	192	162	214	568	634	3498	18	194.33	-	195.33	=	-1.00	261	622	296	727
9	11/07/23	194	23	a194	a194	a194	582	651	3498	18	194.33	-	194.33	=	0.00	261	622	296	727
10	11/14/23	194	23	154	177	191	522	591	4020	21	191.43	-	194.33	=	-2.90	261	622	296	727
11	11/21/23	191	26	a191	a191	a191	573	651	4020	21	191.43	-	191.43	=	0.00	261	622	296	727
12	11/28/23	191	26	a191	a191	a191	573	651	4020	21	191.43	-	191.43	=	0.00	261	622	296	727
13	12/05/23	191	26	150	194	191	535	613	4555	24	189.79	-	191.43	=	-1.64	261	622	296	727
14	12/12/23	189	27	169	185	177	531	612	5086	27	188.37	-	189.79	=	-1.42	261	622	296	727
15	12/19/23	188	0				0	0	5086	27	188.37	-	188.37	=	0.00	261	622	296	727
16	01/09/24	188	28	179	217	182	578	662	5664	30	188.80	-	188.37	=	0.43	261	622	296	727

End of 1st split

17	01/16/24	188	28	167	163	225	555	639	6219	33	188.45	-	188.80	=	-0.35	261	622	296	727
18	01/23/24	188	28	160	213	198	571	655	6790	36	188.61	-	188.45	=	0.16	261	622	296	727
19	01/30/24	188	28	156	225	205	586	670	7376	39	189.13	-	188.61	=	0.52	261	622	296	727
20	02/06/24	189	27	181	146	169	496	577	7872	42	187.43	-	189.13	=	-1.70	261	622	296	727
21	02/13/24	187	29	142	171	193	506	593	8378	45	186.18	-	187.43	=	-1.25	261	622	296	727
22	02/20/24	186	30	169	223	144	536	626	8914	48	185.71	-	186.18	=	-0.47	261	622	296	727
23	02/27/24	185	31	a185	a185	a185	555	648	8914	48	185.71	-	185.71	=	0.00	261	622	296	727
24	03/05/24	185	0				0	0	8914	48	185.71	-	185.71	=	0.00	261	622	296	727
25	03/12/24	185	31	190	201	182	573	666	9487	51	186.02	-	185.71	=	0.31	261	622	296	727
26	03/19/24	186	30	178	207	179	564	654	10051	54	186.13	-	186.02	=	0.11	261	622	296	727
27	03/26/24	186	30	144	185	232	561	651	10612	57	186.18	-	186.13	=	0.05	261	622	296	727
28	04/02/24	186	30	a186	a186	a186	558	648	10612	57	186.18	-	186.18	=	0.00	261	622	296	727
29	04/09/24	186	30	133	179	169	481	571	11093	60	184.88	-	186.18	=	-1.29	261	622	296	727
30	04/16/24	184	32	181	166	157	504	600	11597	63	184.08	-	184.88	=	-0.80	261	622	296	727
31	04/23/24	184	32	151	201	185	537	633	12134	66	183.85	-	184.08	=	-0.23	261	622	296	727

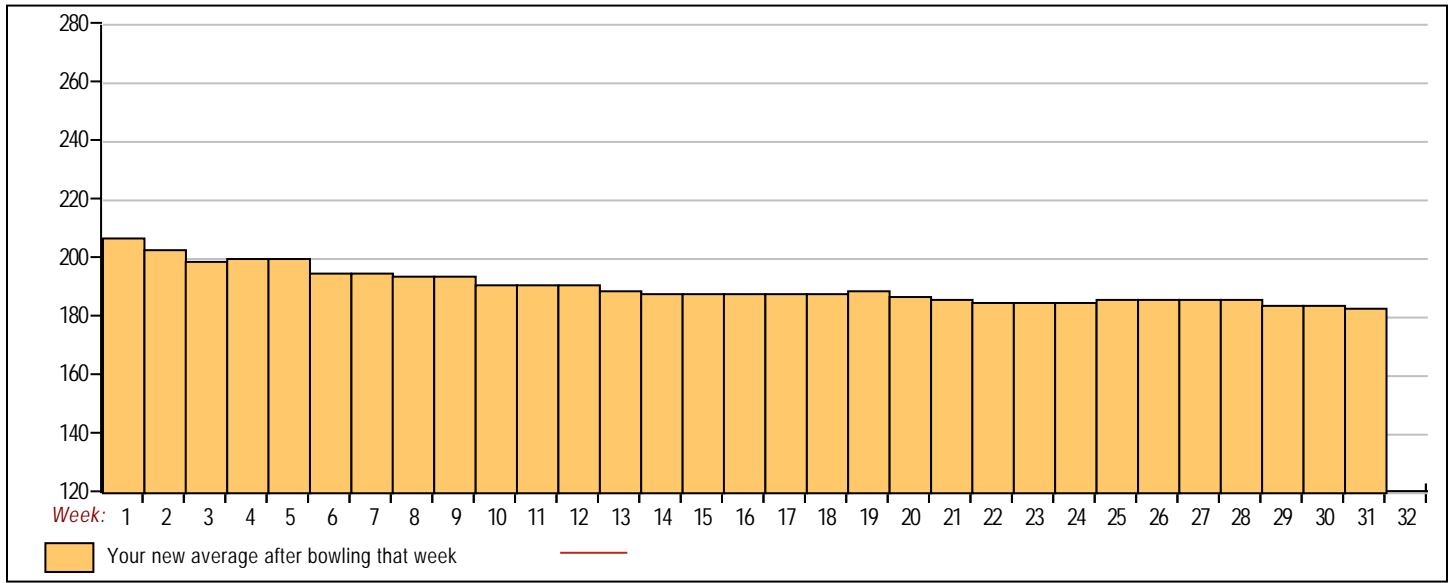


<100	100's	125's	150's	175's	200's	225's	250's	275's	300's
		5	20	24	12	4	1		
<400	400's	450's	500's	550's	600's	650's	700's	750's	800's
		2	8	10	2				

Avg of Game 1	Avg of Game 2	Avg of Game 3
170.73	187.41	193.41

High game of 261 on week 1 High series of 622 on week 1 High average of 207.33 after bowling week 1
 Low game of 133 on week 29 Low series of 481 on week 29 Low average of 183.85 after bowling week 31

High Scores by Game
 Game #1: 215 on week 2 Game #2: 225 on week 19 Game #3: 261 on week 1



Note: This report includes information through April 23 which is Week 31 of 32

Jonathan Honciano's Bowling Record - Team 36: Team 36

Week No.	Bowling Date	Old Avg	Old HDCP	-1-	-2-	-3-	Total	HDCP Total	Pins	Gms	---Average Change---			High Game	High Sers	HDCP Game	HDCP Sers			
											New	Old	---> +/-							
15	12/19/23	0	0				0	0	0	0		-	0.00	=	0.00	0	0			
16	01/09/24	254	0	232	254	278	764	764	764	3		254.67	-	0.00	=	254.67	278	764		
End of 1st split																				
17	01/16/24	240	0	220	231	230	681	681	1445	6		240.83	-	254.67	=	-13.83	278	764		
18	01/23/24	218	1	148	207	162	517	520	1962	9		218.00	-	240.83	=	-22.83	278	764		
19	01/30/24	218	0				0	0	1962	9		218.00	-	218.00	=	0.00	278	764		
20	02/06/24	218	1	146	134	171	451	454	2413	12		201.08	-	218.00	=	-16.92	278	764	172	454
21	02/13/24	201	17	141	189	190	520	571	2933	15		195.53	-	201.08	=	-5.55	278	764	207	571
22	02/20/24	195	22	157	204	184	545	611	3478	18		193.22	-	195.53	=	-2.31	278	764	226	611
23	02/27/24	193	24	175	197	214	586	658	4064	21		193.52	-	193.22	=	0.30	278	764	238	658
24	03/05/24	193	0				0	0	4064	21		193.52	-	193.52	=	0.00	278	764	238	658
25	03/12/24	193	24	198	206	182	586	658	4650	24		193.75	-	193.52	=	0.23	278	764	238	658
26	03/19/24	193	24	156	219	226	601	673	5251	27		194.48	-	193.75	=	0.73	278	764	250	673
27	03/26/24	194	23	185	152	170	507	576	5758	30		191.93	-	194.48	=	-2.55	278	764	250	673
28	04/02/24	191	26	136	142	173	451	529	6209	33		188.15	-	191.93	=	-3.78	278	764	250	673
29	04/09/24	188	0				0	0	6209	33		188.15	-	188.15	=	0.00	278	764	250	673
30	04/16/24	188	0				0	0	6209	33		188.15	-	188.15	=	0.00	278	764	250	673
31	04/23/24	188	28				0	0	6209	33		188.15	-	188.15	=	0.00	278	764	250	673



<100	100's	125's	150's	175's	200's	225's	250's	275's	300's
		6	7	8	6	4	1	1	
<400	400's	450's	500's	550's	600's	650's	700's	750's	800's
		2	4	2	1	1		1	
Avg of Game 1			Avg of Game 2			Avg of Game 3			
172.18			194.09			198.18			

High game of 278 on week 16 High series of 764 on week 16 High average of 254.67 after bowling week 16
 Low game of 134 on week 20 Low series of 451 on week 20 Low average of 188.15 after bowling week 28

High Scores by Game
 Game #1: 232 on week 16 Game #2: 254 on week 16 Game #3: 278 on week 16

