

Note: This report includes information through April 16 which is Week 30 of 32

**Russell Yeager (RH)'s Bowling Record - Team 34: Team 34**

Week No.	Bowling Date	Old Avg	Old HDCP	-1-	-2-	-3-	Total	HDCP Total	Pins	Gms	---Average Change--- New - Old ---> +/-			High Game	High Sers	HDCP Game	HDCP Sers	
<b>End of 1st split</b>																		
28	04/02/24	bk209	0				0	0	0	0	-	0.00	=	0.00	0	0		
29	04/09/24	bk209	0				0	0	0	0	-	0.00	=	0.00	0	0		
30	04/16/24	bk209	9	184	237	136	557	584	557	3	185.67	-	0.00	=	185.67	237	557	246 584

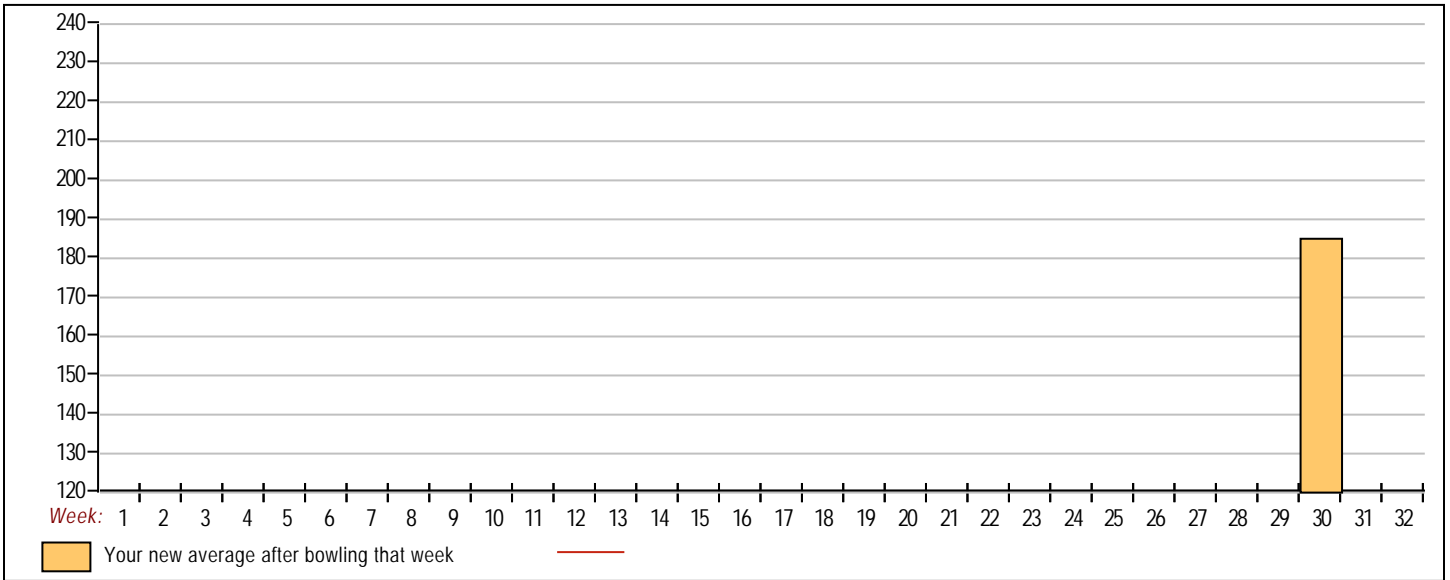


<100	100's	125's	150's	175's	200's	225's	250's	275's	300's
		1		1		1			
<400	400's	450's	500's	550's	600's	650's	700's	750's	800's
				1					

<b>Avg of Game 1</b>	<b>Avg of Game 2</b>	<b>Avg of Game 3</b>
184.00	237.00	136.00

High game of 237 on week 30      High series of 557 on week 30      High average of 185.67 after bowling week 30  
 Low game of 136 on week 30      Low series of 557 on week 30      Low average of 185.67 after bowling week 30

High Scores by Game  
 Game #1: 184 on week 30    Game #2: 237 on week 30    Game #3: 136 on week 30



Note: This report includes information through April 16 which is Week 30 of 32

**Mitchell Hong's Bowling Record - Team 34: Team 34**

Week No.	Bowling Date	Old Avg	Old HDCP	-1- -2- -3-			Total	HDCP Total	Pins	Gms	---Average Change---			High Game	High Sers	HDCP Game	HDCP Sers
											New - Old	---> +/-					
1	09/05/23	bk179	36	226	180	172	578	686	578	3	192.67	- 0.00	= 192.67	226	578	262	686
2	09/12/23	bk179	36	180	168	169	517	625	1095	6	182.50	- 192.67	= -10.17	226	578	262	686
3	09/19/23	bk179	36	159	203	200	562	670	1657	9	184.11	- 182.50	= 1.61	226	578	262	686
4	09/26/23	184	32	174	168	163	505	601	2162	12	180.17	- 184.11	= -3.94	226	578	262	686
5	10/10/23	180	36	175	178	165	518	626	2680	15	178.67	- 180.17	= -1.50	226	578	262	686
6	10/17/23	178	37	189	201	173	563	674	3243	18	180.17	- 178.67	= 1.50	226	578	262	686
7	10/24/23	180	36	183	193	178	554	662	3797	21	180.81	- 180.17	= 0.64	226	578	262	686
8	10/31/23	180	36	246	195	180	621	729	4418	24	184.08	- 180.81	= 3.27	246	621	282	729
9	11/07/23	184	32	201	186	159	546	642	4964	27	183.85	- 184.08	= -0.23	246	621	282	729
10	11/14/23	183	33	169	160	137	466	565	5430	30	181.00	- 183.85	= -2.85	246	621	282	729
11	11/21/23	181	35	173	148	193	514	619	5944	33	180.12	- 181.00	= -0.88	246	621	282	729
12	11/28/23	180	36	190	204	186	580	688	6524	36	181.22	- 180.12	= 1.10	246	621	282	729
13	12/05/23	181	35	161	189	184	534	639	7058	39	180.97	- 181.22	= -0.25	246	621	282	729
14	12/12/23	180	36	224	144	213	581	689	7639	42	181.88	- 180.97	= 0.91	246	621	282	729
15	12/19/23	181	35	182	170	180	532	637	8171	45	181.58	- 181.88	= -0.30	246	621	282	729
16	01/09/24	181	35	206	209	169	584	689	8755	48	182.40	- 181.58	= 0.82	246	621	282	729

**End of 1st split**

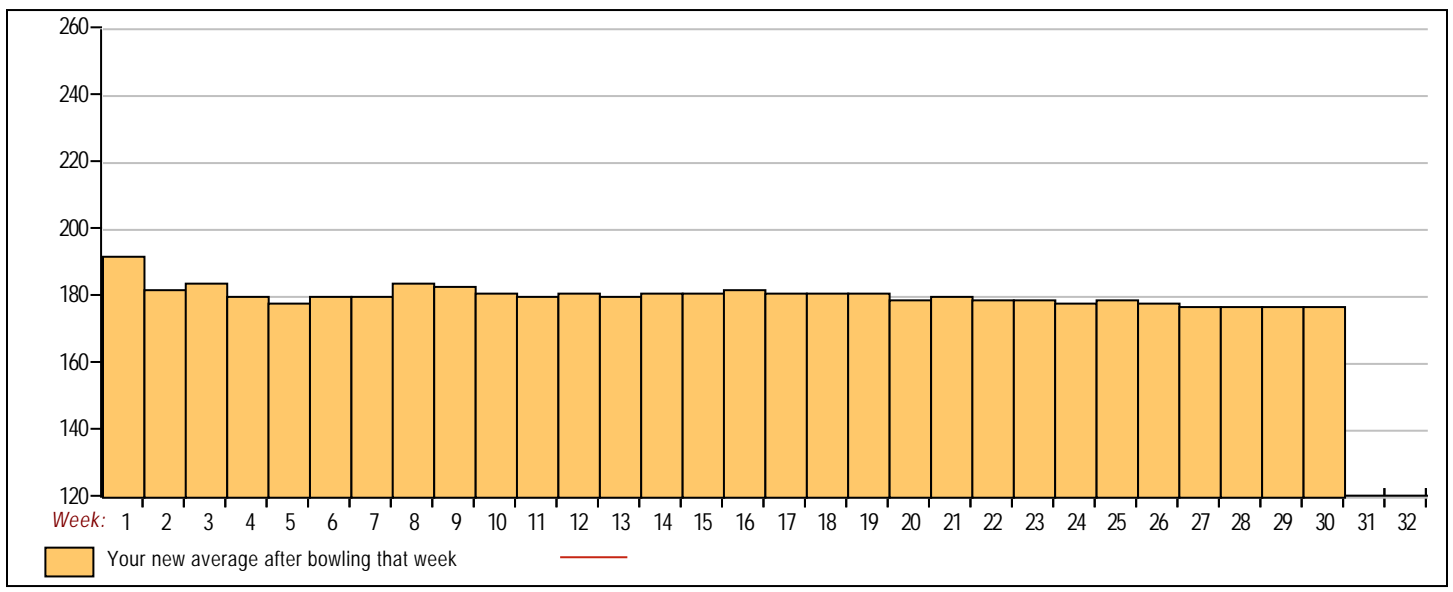
17	01/16/24	182	34	180	192	141	513	615	9268	51	181.73	- 182.40	= -0.67	246	621	282	729
18	01/23/24	181	35	157	205	183	545	650	9813	54	181.72	- 181.73	= 0.00	246	621	282	729
19	01/30/24	181	35	171	164	183	518	623	10331	57	181.25	- 181.72	= -0.48	246	621	282	729
20	02/06/24	181	35	125	189	151	465	570	10796	60	179.93	- 181.25	= -1.31	246	621	282	729
21	02/13/24	179	36	159	198	187	544	652	11340	63	180.00	- 179.93	= 0.07	246	621	282	729
22	02/20/24	180	36	146	170	176	492	600	11832	66	179.27	- 180.00	= -0.73	246	621	282	729
23	02/27/24	179	36	167	168	203	538	646	12370	69	179.28	- 179.27	= 0.00	246	621	282	729
24	03/05/24	179	36	168	146	171	485	593	12855	72	178.54	- 179.28	= -0.73	246	621	282	729
25	03/12/24	178	37	203	182	202	587	698	13442	75	179.23	- 178.54	= 0.69	246	621	282	729
26	03/19/24	179	36	166	162	178	506	614	13948	78	178.82	- 179.23	= -0.41	246	621	282	729
27	03/26/24	178	37	130	141	133	404	515	14352	81	177.19	- 178.82	= -1.64	246	621	282	729
28	04/02/24	177	38	194	196	181	571	685	14923	84	177.65	- 177.19	= 0.47	246	621	282	729
29	04/09/24	177	38	165	158	158	481	595	15404	87	177.06	- 177.65	= -0.60	246	621	282	729
30	04/16/24	177	38	189	171	214	574	688	15978	90	177.53	- 177.06	= 0.48	246	621	282	729

<100	100's	125's	150's	175's	200's	225's	250's	275's	300's
		10	32	32	14	2			
<400	400's	450's	500's	550's	600's	650's	700's	750's	800's
	1	5	13	10	1				

Avg of Game 1	Avg of Game 2	Avg of Game 3
178.60	177.93	176.07

High game of 246 on week 8      High series of 621 on week 8      High average of 192.67 after bowling week 1  
 Low game of 125 on week 20      Low series of 404 on week 27      Low average of 177.06 after bowling week 29

High Scores by Game  
 Game #1: 246 on week 8    Game #2: 209 on week 16    Game #3: 214 on week 30



Note: This report includes information through April 16 which is Week 30 of 32

**Octavio Salazar's Bowling Record - Team 34: Team 34**

Week No.	Bowling Date	Old Avg	Old HDCP	-			Total	HDCP Total	Pins	Gms	---Average Change---			High Game	High Sers	HDCP Game	HDCP Sers		
				-1-	-2-	-3-					New	Old	---> +/-						
1	09/05/23	bk214	5	223	265	239	727	742	727	3	242.33	-	0.00	=	242.33	265	727	270	742
2	09/12/23	bk214	5	267	188	182	637	652	1364	6	227.33	-	242.33	=	-15.00	267	727	272	742
3	09/19/23	bk214	5	248	179	213	640	655	2004	9	222.67	-	227.33	=	-4.67	267	727	272	742
4	09/26/23	222	0				0	0	2004	9	222.67	-	222.67	=	0.00	267	727	272	742
5	10/10/23	222	0	211	279	203	693	693	2697	12	224.75	-	222.67	=	2.08	279	727	279	742
6	10/17/23	224	0	268	257	201	726	726	3423	15	228.20	-	224.75	=	3.45	279	727	279	742
7	10/24/23	228	0	203	164	267	634	634	4057	18	225.39	-	228.20	=	-2.81	279	727	279	742
8	10/31/23	225	0	182	179	200	561	561	4618	21	219.90	-	225.39	=	-5.48	279	727	279	742
9	11/07/23	219	0	237	190	168	595	595	5213	24	217.21	-	219.90	=	-2.70	279	727	279	742
10	11/14/23	217	2	245	175	181	601	607	5814	27	215.33	-	217.21	=	-1.88	279	727	279	742
11	11/21/23	215	4	223	191	192	606	618	6420	30	214.00	-	215.33	=	-1.33	279	727	279	742
12	11/28/23	214	5	179	188	187	554	569	6974	33	211.33	-	214.00	=	-2.67	279	727	279	742
13	12/05/23	211	8	184	190	217	591	615	7565	36	210.14	-	211.33	=	-1.19	279	727	279	742
14	12/12/23	210	9	247	232	203	682	709	8247	39	211.46	-	210.14	=	1.32	279	727	279	742
15	12/19/23	211	8	209	235	166	610	634	8857	42	210.88	-	211.46	=	-0.58	279	727	279	742
16	01/09/24	210	9	255	233	222	710	737	9567	45	212.60	-	210.88	=	1.72	279	727	279	742

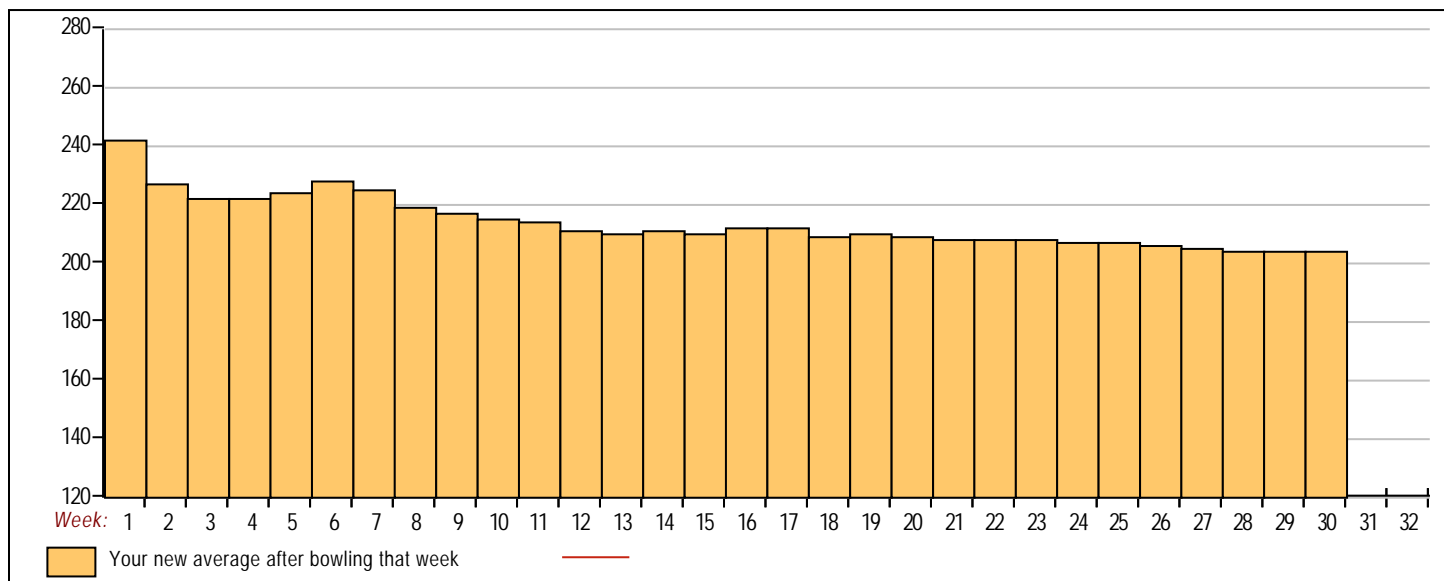
**End of 1st split**

17	01/16/24	212	0				0	0	9567	45	212.60	-	212.60	=	0.00	279	727	279	742
18	01/23/24	212	7	139	150	200	489	510	10056	48	209.50	-	212.60	=	-3.10	279	727	279	742
19	01/30/24	209	9	210	246	203	659	686	10715	51	210.10	-	209.50	=	0.60	279	727	279	742
20	02/06/24	210	9	256	193	171	620	647	11335	54	209.91	-	210.10	=	-0.19	279	727	279	742
21	02/13/24	209	9	199	179	177	555	582	11890	57	208.60	-	209.91	=	-1.31	279	727	279	742
22	02/20/24	208	10	215	227	156	598	628	12488	60	208.13	-	208.60	=	-0.46	279	727	279	742
23	02/27/24	208	10	224	212	236	672	702	13160	63	208.89	-	208.13	=	0.76	279	727	279	742
24	03/05/24	208	10	174	195	139	508	538	13668	66	207.09	-	208.89	=	-1.80	279	727	279	742
25	03/12/24	207	11	226	222	177	625	658	14293	69	207.14	-	207.09	=	0.05	279	727	279	742
26	03/19/24	207	11	196	211	194	601	634	14894	72	206.86	-	207.14	=	-0.28	279	727	279	742
27	03/26/24	206	12	190	175	157	522	558	15416	75	205.55	-	206.86	=	-1.31	279	727	279	742
28	04/02/24	205	13	190	145	201	536	575	15952	78	204.51	-	205.55	=	-1.03	279	727	279	742
29	04/09/24	204	14	169	213	257	639	681	16591	81	204.83	-	204.51	=	0.31	279	727	279	742
30	04/16/24	204	14	179	182	203	564	606	17155	84	204.23	-	204.83	=	-0.60	279	727	279	742

<100	100's	125's	150's	175's	200's	225's	250's	275's	300's
		3	9	28	23	12	8	1	
<400	400's	450's	500's	550's	600's	650's	700's	750's	800's
		1	3	7	10	4	3		
			<b>Avg of Game 1</b>	<b>Avg of Game 2</b>	<b>Avg of Game 3</b>				
			212.43	203.39	196.86				

High game of 279 on week 5      High series of 727 on week 1      High average of 242.33 after bowling week 1  
 Low game of 139 on week 18      Low series of 489 on week 18      Low average of 204.23 after bowling week 30

High Scores by Game  
 Game #1: 268 on week 6    Game #2: 279 on week 5    Game #3: 267 on week 7



Note: This report includes information through April 16 which is Week 30 of 32

**Russell Yeager (LH)'s Bowling Record - Team 34: Team 34**

Week No.	Bowling Date	Old Avg	Old HDCP	-1-	-2-	-3-	Total	HDCP Total	Pins	Gms	---Average Change---			High Game	High Sers	HDCP Game	HDCP Sers	
											New	Old	---> +/-					
1	09/05/23	0	0				0	0	0	0	-	0.00	=	0.00	0	0		
2	09/12/23	0	0				0	0	0	0	-	0.00	=	0.00	0	0		
3	09/19/23	187	29	159	182	222	563	650	563	3	187.67	-	0.00	=	187.67	222	563	
4	09/26/23	180	36	202	176	140	518	626	1081	6	180.17	-	187.67	=	-7.50	222	563	
5	10/10/23	179	36	192	180	161	533	641	1614	9	179.33	-	180.17	=	-0.83	222	563	
6	10/17/23	179	36	221	182	226	629	737	2243	12	186.92	-	179.33	=	7.58	226	629	262 737
7	10/24/23	186	0				0	0	2243	12	186.92	-	186.92	=	0.00	226	629	262 737
8	10/31/23	186	30	213	217	144	574	664	2817	15	187.80	-	186.92	=	0.88	226	629	262 737
9	11/07/23	187	29	a187	a187	a187	561	648	2817	15	187.80	-	187.80	=	0.00	226	629	262 737
10	11/14/23	187	29	163	195	141	499	586	3316	18	184.22	-	187.80	=	-3.58	226	629	262 737
11	11/21/23	184	32	162	128	127	417	513	3733	21	177.76	-	184.22	=	-6.46	226	629	262 737
12	11/28/23	177	38	144	140	179	463	577	4196	24	174.83	-	177.76	=	-2.93	226	629	262 737
13	12/05/23	174	0				0	0	4196	24	174.83	-	174.83	=	0.00	226	629	262 737
14	12/12/23	174	0				0	0	4196	24	174.83	-	174.83	=	0.00	226	629	262 737
15	12/19/23	174	41	186	197	147	530	653	4726	27	175.04	-	174.83	=	0.20	226	629	262 737
16	01/09/24	175	40	170	178	186	534	654	5260	30	175.33	-	175.04	=	0.30	226	629	262 737

**End of 1st split**

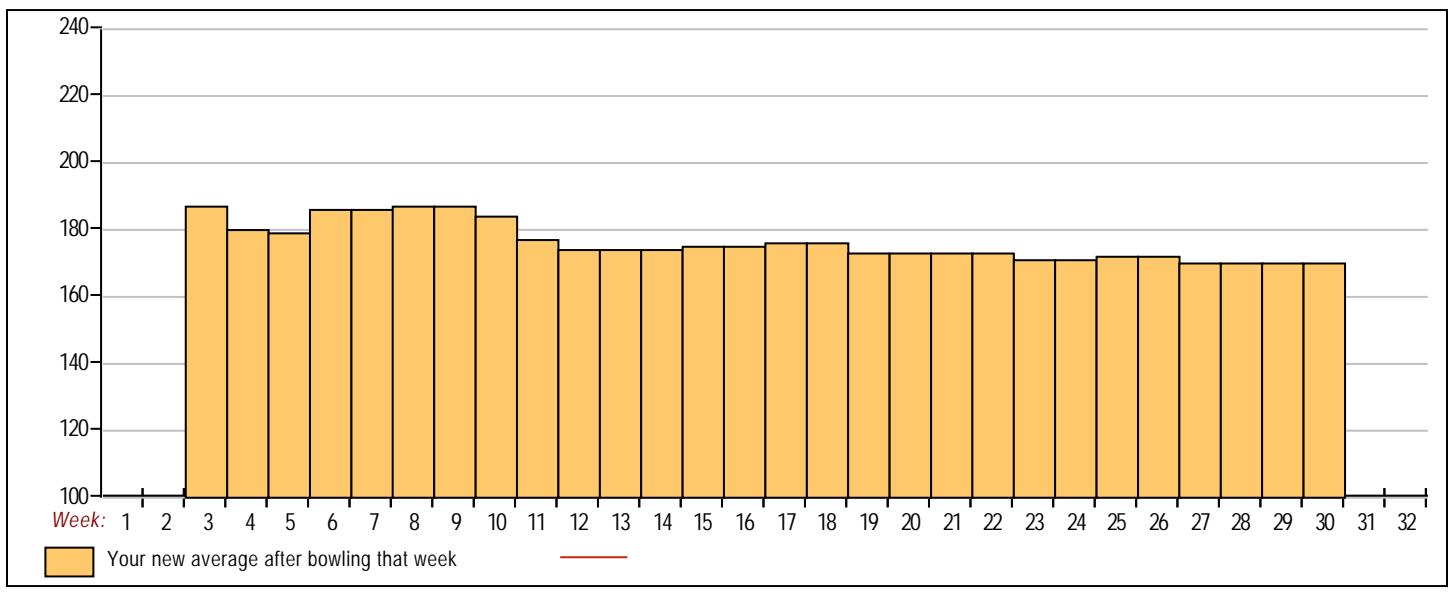
17	01/16/24	175	40	218	163	196	577	697	5837	33	176.88	-	175.33	=	1.55	226	629	262 737
18	01/23/24	176	0				0	0	5837	33	176.88	-	176.88	=	0.00	226	629	262 737
19	01/30/24	176	39	172	132	115	419	536	6256	36	173.78	-	176.88	=	-3.10	226	629	262 737
20	02/06/24	173	42	168	184	154	506	632	6762	39	173.38	-	173.78	=	-0.39	226	629	262 737
21	02/13/24	173	0				0	0	6762	39	173.38	-	173.38	=	0.00	226	629	262 737
22	02/20/24	173	0				0	0	6762	39	173.38	-	173.38	=	0.00	226	629	262 737
23	02/27/24	173	42	145	174	129	448	574	7210	42	171.67	-	173.38	=	-1.72	226	629	262 737
24	03/05/24	171	0				0	0	7210	42	171.67	-	171.67	=	0.00	226	629	262 737
25	03/12/24	171	44	175	161	202	538	670	7748	45	172.18	-	171.67	=	0.51	226	629	262 737
26	03/19/24	172	0				0	0	7748	45	172.18	-	172.18	=	0.00	226	629	262 737
27	03/26/24	172	43	160	128	158	446	575	8194	48	170.71	-	172.18	=	-1.47	226	629	262 737
28	04/02/24	170	45	133	186	172	491	626	8685	51	170.29	-	170.71	=	-0.41	226	629	262 737
29	04/09/24	170	0				0	0	8685	51	170.29	-	170.29	=	0.00	226	629	262 737
30	04/16/24	170	45				0	0	8685	51	170.29	-	170.29	=	0.00	226	629	262 737

<100	100's	125's	150's	175's	200's	225's	250's	275's	300's
	1	13	14	15	7	1			
<400	400's	450's	500's	550's	600's	650's	700's	750's	800's
	4	3	6	3	1				

<b>Avg of Game 1</b>	<b>Avg of Game 2</b>	<b>Avg of Game 3</b>
175.47	170.76	164.65

High game of 226 on week 6      High series of 629 on week 6      High average of 187.80 after bowling week 8  
 Low game of 115 on week 19      Low series of 417 on week 11      Low average of 170.29 after bowling week 28

High Scores by Game  
 Game #1: 221 on week 6    Game #2: 217 on week 8    Game #3: 226 on week 6



Note: This report includes information through April 16 which is Week 30 of 32

**Matt Lopes's Bowling Record - Team 34: Team 34**

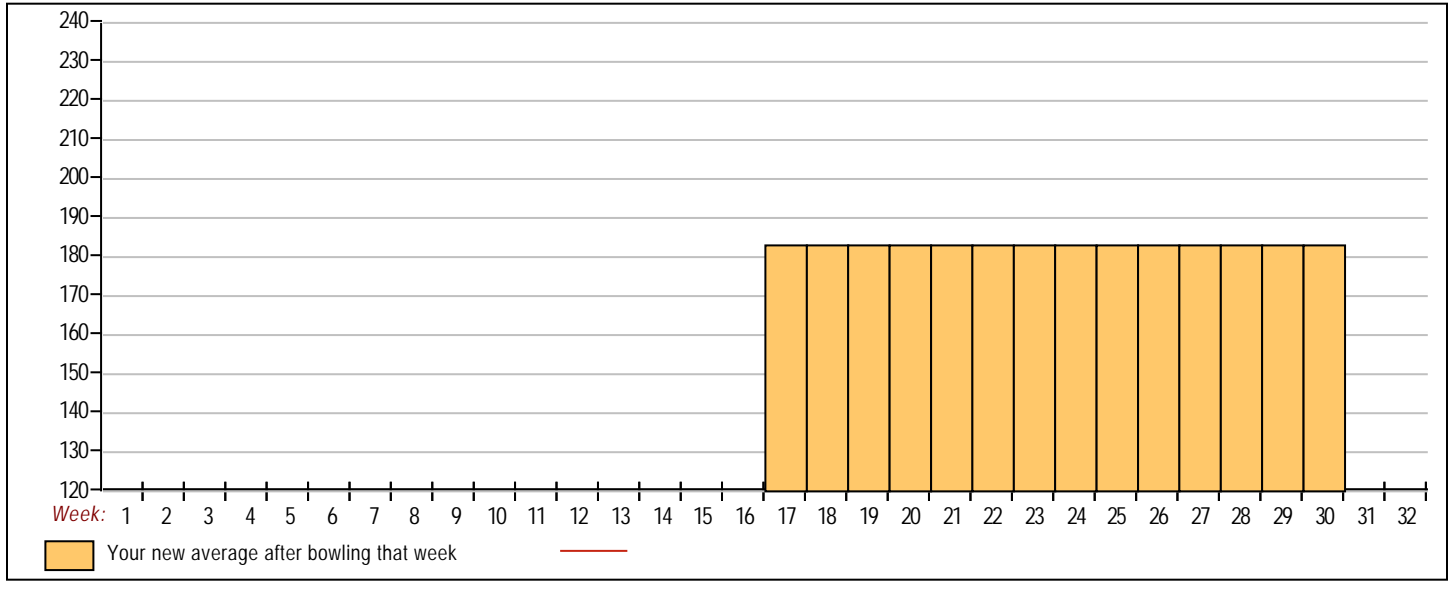
Week No.	Bowling Date	Old Avg	Old HDCP	-1-	-2-	-3-	Total	HDCP Total	Pins	Gms	---Average Change---			High Game	High Sers	HDCP Game	HDCP Sers		
											New	Old	---> +/-						
<b>End of 1st split</b>																			
17	01/16/24	bk203	15	182	179	188	549	594	549	3	183.00	-	0.00	=	183.00	188	549	203	594
18	01/23/24	bk203	0				0	0	549	3	183.00	-	183.00	=	0.00	188	549	203	594
19	01/30/24	bk203	0				0	0	549	3	183.00	-	183.00	=	0.00	188	549	203	594
20	02/06/24	bk203	0				0	0	549	3	183.00	-	183.00	=	0.00	188	549	203	594
21	02/13/24	bk203	0				0	0	549	3	183.00	-	183.00	=	0.00	188	549	203	594
22	02/20/24	bk203	0				0	0	549	3	183.00	-	183.00	=	0.00	188	549	203	594
23	02/27/24	bk203	0				0	0	549	3	183.00	-	183.00	=	0.00	188	549	203	594
24	03/05/24	bk203	0				0	0	549	3	183.00	-	183.00	=	0.00	188	549	203	594
25	03/12/24	bk203	0				0	0	549	3	183.00	-	183.00	=	0.00	188	549	203	594
26	03/19/24	bk203	0				0	0	549	3	183.00	-	183.00	=	0.00	188	549	203	594
27	03/26/24	bk203	0				0	0	549	3	183.00	-	183.00	=	0.00	188	549	203	594
28	04/02/24	bk203	0				0	0	549	3	183.00	-	183.00	=	0.00	188	549	203	594
29	04/09/24	bk203	0				0	0	549	3	183.00	-	183.00	=	0.00	188	549	203	594
30	04/16/24	bk203	15				0	0	549	3	183.00	-	183.00	=	0.00	188	549	203	594

<100	100's	125's	150's	175's	200's	225's	250's	275's	300's
3									
<400	400's	450's	500's	550's	600's	650's	700's	750's	800's
1									

<b>Avg of Game 1</b>	<b>Avg of Game 2</b>	<b>Avg of Game 3</b>
182.00	179.00	188.00

High game of 188 on week 17      High series of 549 on week 17      High average of 183.00 after bowling week 17  
 Low game of 179 on week 17      Low series of 549 on week 17      Low average of 183.00 after bowling week 17

High Scores by Game  
 Game #1: 182 on week 17    Game #2: 179 on week 17    Game #3: 188 on week 17



Note: This report includes information through April 16 which is Week 30 of 32

**Octavio Salazar's Bowling Record - Team 34: Team 34**

Week No.	Bowling Date	Old Avg	Old HDCP	-1-	-2-	-3-	Total	HDCP Total	Pins	Gms	---Average Change---			High Game	High Sers	HDCP Game	HDCP Sers		
											New - Old	--->	+/-						
5	10/10/23	bk194	0				0	0	0	0	-	0.00	=	0.00	0	0			
6	10/17/23	bk194	0				0	0	0	0	-	0.00	=	0.00	0	0			
7	10/24/23	bk194	23	145	234	195	574	643	574	3	191.33	-	0.00	=	191.33	234	574	257	643
8	10/31/23	bk194	0				0	0	574	3	191.33	-	191.33	=	0.00	234	574	257	643
9	11/07/23	bk194	0				0	0	574	3	191.33	-	191.33	=	0.00	234	574	257	643
10	11/14/23	bk194	0				0	0	574	3	191.33	-	191.33	=	0.00	234	574	257	643
11	11/21/23	bk194	0				0	0	574	3	191.33	-	191.33	=	0.00	234	574	257	643
12	11/28/23	bk194	0				0	0	574	3	191.33	-	191.33	=	0.00	234	574	257	643
13	12/05/23	bk194	0				0	0	574	3	191.33	-	191.33	=	0.00	234	574	257	643
14	12/12/23	bk194	0				0	0	574	3	191.33	-	191.33	=	0.00	234	574	257	643
15	12/19/23	bk194	0				0	0	574	3	191.33	-	191.33	=	0.00	234	574	257	643
16	01/09/24	bk194	0				0	0	574	3	191.33	-	191.33	=	0.00	234	574	257	643

**End of 1st split**

17	01/16/24	bk194	0				0	0	574	3	191.33	-	191.33	=	0.00	234	574	257	643
18	01/23/24	bk194	0				0	0	574	3	191.33	-	191.33	=	0.00	234	574	257	643
19	01/30/24	bk194	0				0	0	574	3	191.33	-	191.33	=	0.00	234	574	257	643
20	02/06/24	bk194	0				0	0	574	3	191.33	-	191.33	=	0.00	234	574	257	643
21	02/13/24	bk194	0				0	0	574	3	191.33	-	191.33	=	0.00	234	574	257	643
22	02/20/24	bk194	0				0	0	574	3	191.33	-	191.33	=	0.00	234	574	257	643
23	02/27/24	bk194	0				0	0	574	3	191.33	-	191.33	=	0.00	234	574	257	643
24	03/05/24	bk194	0				0	0	574	3	191.33	-	191.33	=	0.00	234	574	257	643
25	03/12/24	bk194	0				0	0	574	3	191.33	-	191.33	=	0.00	234	574	257	643
26	03/19/24	bk194	0				0	0	574	3	191.33	-	191.33	=	0.00	234	574	257	643
27	03/26/24	bk194	0				0	0	574	3	191.33	-	191.33	=	0.00	234	574	257	643
28	04/02/24	bk194	0				0	0	574	3	191.33	-	191.33	=	0.00	234	574	257	643
29	04/09/24	bk194	0				0	0	574	3	191.33	-	191.33	=	0.00	234	574	257	643
30	04/16/24	bk194	23				0	0	574	3	191.33	-	191.33	=	0.00	234	574	257	643

<u>&lt;100</u>	<u>100's</u>	<u>125's</u>	<u>150's</u>	<u>175's</u>	<u>200's</u>	<u>225's</u>	<u>250's</u>	<u>275's</u>	<u>300's</u>
		1		1		1			
<u>&lt;400</u>	<u>400's</u>	<u>450's</u>	<u>500's</u>	<u>550's</u>	<u>600's</u>	<u>650's</u>	<u>700's</u>	<u>750's</u>	<u>800's</u>
				1					

Avg of Game 1	Avg of Game 2	Avg of Game 3
145.00	234.00	195.00

High game of 234 on week 7      High series of 574 on week 7      High average of 191.33 after bowling week 7  
 Low game of 145 on week 7      Low series of 574 on week 7      Low average of 191.33 after bowling week 7

High Scores by Game  
 Game #1: 145 on week 7    Game #2: 234 on week 7    Game #3: 195 on week 7

