

Note: This report includes information through April 16 which is Week 30 of 32

**Roman Marquez's Bowling Record - Team 30: Team 30**

Week No.	Bowling Date	Old Avg	Old HDCP	-1-	-2-	-3-	Total	HDCP Total	Pins	Gms	---Average Change---			High Game	High Sers	HDCP Game	HDCP Sers		
											New	Old	---> +/-						
1	09/05/23	183	33	164	201	186	551	650	551	3	183.67	-	0.00	=	183.67	201	551		
2	09/12/23	198	19	227	230	182	639	696	1190	6	198.33	-	183.67	=	14.67	230	639		
3	09/19/23	192	25	141	216	184	541	616	1731	9	192.33	-	198.33	=	-6.00	230	639		
4	09/26/23	192	25	187	188	156	531	606	2262	12	188.50	-	192.33	=	-3.83	230	639	213	606
5	10/10/23	188	28	196	223	168	587	671	2849	15	189.93	-	188.50	=	1.43	230	639	251	671
6	10/17/23	189	27	221	202	186	609	690	3458	18	192.11	-	189.93	=	2.18	230	639	251	690
7	10/24/23	192	25	200	206	168	574	649	4032	21	192.00	-	192.11	=	-0.11	230	639	251	690
8	10/31/23	192	25	155	190	181	526	601	4558	24	189.92	-	192.00	=	-2.08	230	639	251	690
9	11/07/23	189	27	191	193	142	526	607	5084	27	188.30	-	189.92	=	-1.62	230	639	251	690
10	11/14/23	188	28	186	178	153	517	601	5601	30	186.70	-	188.30	=	-1.60	230	639	251	690
11	11/21/23	186	30	167	191	182	540	630	6141	33	186.09	-	186.70	=	-0.61	230	639	251	690
12	11/28/23	186	30	a186	a186	a186	558	648	6141	33	186.09	-	186.09	=	0.00	230	639	251	690
13	12/05/23	186	30	123	171	247	541	631	6682	36	185.61	-	186.09	=	-0.48	247	639	277	690
14	12/12/23	185	31	152	237	130	519	612	7201	39	184.64	-	185.61	=	-0.97	247	639	277	690
15	12/19/23	184	32	187	201	182	570	666	7771	42	185.02	-	184.64	=	0.38	247	639	277	690
16	01/09/24	185	31	a185	a185	a185	555	648	7771	42	185.02	-	185.02	=	0.00	247	639	277	690

**End of 1st split**

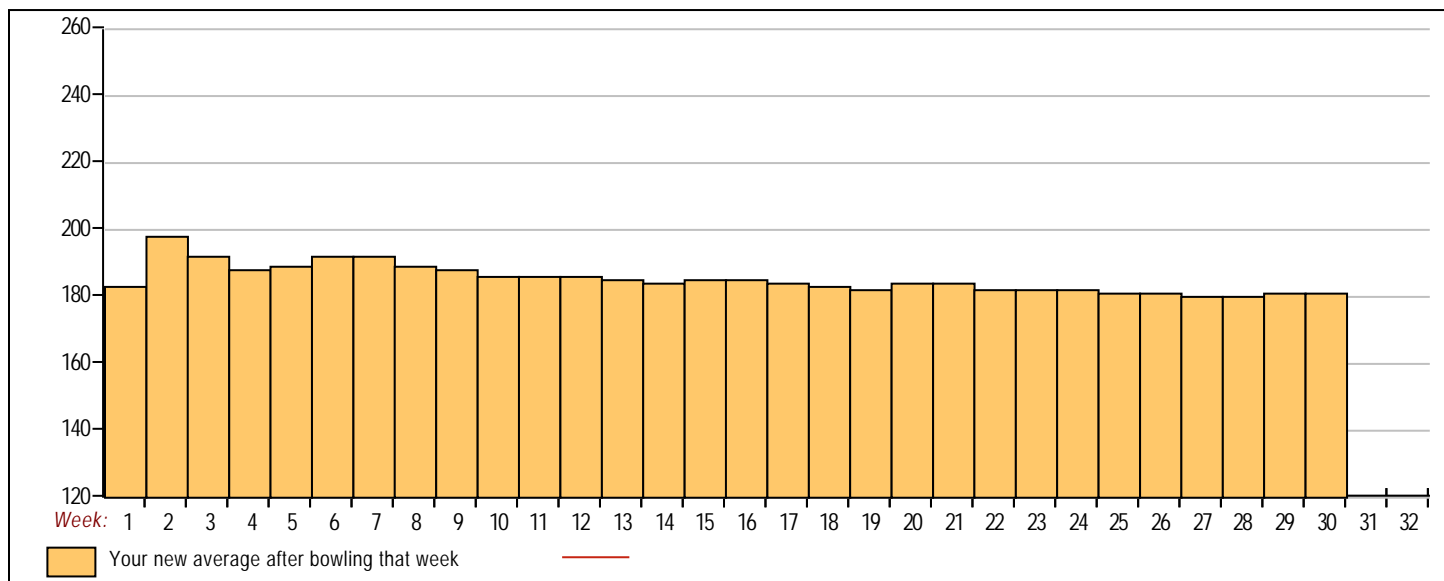
17	01/16/24	185	31	162	149	201	512	605	8283	45	184.07	-	185.02	=	-0.96	247	639	277	690
18	01/23/24	184	32	202	144	183	529	625	8812	48	183.58	-	184.07	=	-0.48	247	639	277	690
19	01/30/24	183	33	143	193	177	513	612	9325	51	182.84	-	183.58	=	-0.74	247	639	277	690
20	02/06/24	182	34	190	211	212	613	715	9938	54	184.04	-	182.84	=	1.19	247	639	277	715
21	02/13/24	184	32	193	205	155	553	649	10491	57	184.05	-	184.04	=	0.02	247	639	277	715
22	02/20/24	184	32	151	158	129	438	534	10929	60	182.15	-	184.05	=	-1.90	247	639	277	715
23	02/27/24	182	34	153	212	175	540	642	11469	63	182.05	-	182.15	=	-0.10	247	639	277	715
24	03/05/24	182	34	155	213	211	579	681	12048	66	182.55	-	182.05	=	0.50	247	639	277	715
25	03/12/24	182	34	150	149	189	488	590	12536	69	181.68	-	182.55	=	-0.86	247	639	277	715
26	03/19/24	181	35	169	237	159	565	670	13101	72	181.96	-	181.68	=	0.28	247	639	277	715
27	03/26/24	181	35	144	143	174	461	566	13562	75	180.83	-	181.96	=	-1.13	247	639	277	715
28	04/02/24	180	36	162	186	176	524	632	14086	78	180.59	-	180.83	=	-0.24	247	639	277	715
29	04/09/24	180	36	235	226	144	605	713	14691	81	181.37	-	180.59	=	0.78	247	639	277	715
30	04/16/24	181	35	167	184	201	552	657	15243	84	181.46	-	181.37	=	0.09	247	639	277	715

<100	100's	125's	150's	175's	200's	225's	250's	275's	300's
	1	11	21	27	17	7			
<400	400's	450's	500's	550's	600's	650's	700's	750's	800's
	1	2	13	8	4				

Avg of Game 1	Avg of Game 2	Avg of Game 3
174.04	194.18	176.18

High game of 247 on week 13      High series of 639 on week 2      High average of 198.33 after bowling week 2  
 Low game of 123 on week 13      Low series of 438 on week 22      Low average of 180.59 after bowling week 28

High Scores by Game  
 Game #1: 235 on week 29    Game #2: 237 on week 14    Game #3: 247 on week 13



Note: This report includes information through April 16 which is Week 30 of 32

**Aaron Marquez's Bowling Record - Team 30: Team 30**

Week No.	Bowling Date	Old Avg	Old HDCP	-1-	-2-	-3-	Total	HDCP Total	Pins	Gms	---Average Change---			High Game	High Sers	HDCP Game	HDCP Sers	
											New	Old	---> +/-					
1	09/05/23	171	44	152	192	169	513	645	513	3	171.00	-	0.00	=	171.00	192	513	
2	09/12/23	162	52	147	176	140	463	619	976	6	162.67	-	171.00	=	-8.33	192	513	
3	09/19/23	164	50	167	137	196	500	650	1476	9	164.00	-	162.67	=	1.33	196	513	
4	09/26/23	164	50	142	137	181	460	610	1936	12	161.33	-	164.00	=	-2.67	196	513	231 610
5	10/10/23	161	53	206	156	164	526	685	2462	15	164.13	-	161.33	=	2.80	206	526	259 685
6	10/17/23	164	50	169	183	179	531	681	2993	18	166.28	-	164.13	=	2.14	206	531	259 685
7	10/24/23	166	48	a166	a166	a166	498	642	2993	18	166.28	-	166.28	=	0.00	206	531	259 685
8	10/31/23	166	48	a166	a166	a166	498	642	2993	18	166.28	-	166.28	=	0.00	206	531	259 685
9	11/07/23	166	48	173	221	191	585	729	3578	21	170.38	-	166.28	=	4.10	221	585	269 729
10	11/14/23	175	40	a170	111	140	421	541	3829	23	166.48	-	170.38	=	-3.90	221	585	269 729
11	11/21/23	175	40	163	159	164	486	606	4315	26	165.96	-	166.48	=	-0.52	221	585	269 729
12	11/28/23	175	40	180	182	210	572	692	4887	29	168.52	-	165.96	=	2.56	221	585	269 729
13	12/05/23	175	40	164	215	155	534	654	5421	32	169.41	-	168.52	=	0.89	221	585	269 729
14	12/12/23	175	40	180	146	129	455	575	5876	35	167.89	-	169.41	=	-1.52	221	585	269 729
15	12/19/23	175	40	a175	a175	a175	525	645	5876	35	167.89	-	167.89	=	0.00	221	585	269 729
16	01/09/24	175	40	153	126	148	427	547	6303	38	165.87	-	167.89	=	-2.02	221	585	269 729

**End of 1st split**

17	01/16/24	175	40	170	157	181	508	628	6811	41	166.12	-	165.87	=	0.25	221	585	269 729
18	01/23/24	175	40	190	162	181	533	653	7344	44	166.91	-	166.12	=	0.79	221	585	269 729
19	01/30/24	175	40	93	139	139	371	491	7715	47	164.15	-	166.91	=	-2.76	221	585	269 729
20	02/06/24	175	40	198	189	170	557	677	8272	50	165.44	-	164.15	=	1.29	221	585	269 729
21	02/13/24	175	40	172	180	199	551	671	8823	53	166.47	-	165.44	=	1.03	221	585	269 729
22	02/20/24	175	40	a175	a175	a175	525	645	8823	53	166.47	-	166.47	=	0.00	221	585	269 729
23	02/27/24	175	0				0	0	8823	53	166.47	-	166.47	=	0.00	221	585	269 729
24	03/05/24	175	40	167	183	149	499	619	9322	56	166.46	-	166.47	=	-0.01	221	585	269 729
25	03/12/24	175	40	177	178	172	527	647	9849	59	166.93	-	166.46	=	0.47	221	585	269 729
26	03/19/24	175	40	167	247	243	657	777	10506	62	169.45	-	166.93	=	2.52	247	657	295 801
27	03/26/24	175	40	121	241	169	531	651	11037	65	169.80	-	169.45	=	0.35	247	657	287 777
28	04/02/24	175	40	a175	a175	a175	525	645	11037	65	169.80	-	169.80	=	0.00	247	657	287 777
29	04/09/24	175	40	259	138	171	568	688	11605	68	170.66	-	169.80	=	0.86	259	657	304 777
30	04/16/24	175	40	179	138	199	516	636	12121	71	170.72	-	170.66	=	0.06	259	657	299 777

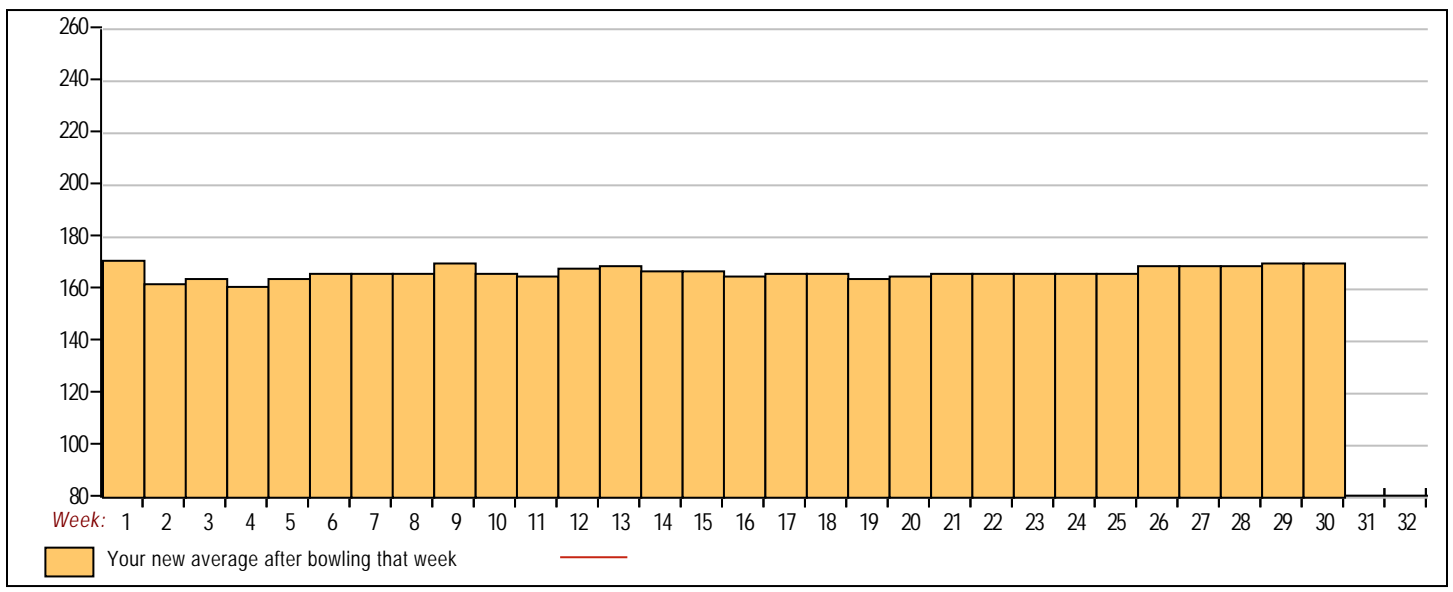


<u>&lt;100</u>	<u>100's</u>	<u>125's</u>	<u>150's</u>	<u>175's</u>	<u>200's</u>	<u>225's</u>	<u>250's</u>	<u>275's</u>	<u>300's</u>
1	2	15	23	22	4	3	1		
<u>&lt;400</u>	<u>400's</u>	<u>450's</u>	<u>500's</u>	<u>550's</u>	<u>600's</u>	<u>650's</u>	<u>700's</u>	<u>750's</u>	<u>800's</u>
1	1	5	10	5		1			

<u>Avg of Game 1</u>	<u>Avg of Game 2</u>	<u>Avg of Game 3</u>
169.09	170.54	172.46

High game of 259 on week 29      High series of 657 on week 26      High average of 171.00 after bowling week 1  
 Low game of 93 on week 19      Low series of 371 on week 19      Low average of 161.33 after bowling week 4

High Scores by Game  
 Game #1: 259 on week 29    Game #2: 247 on week 26    Game #3: 243 on week 26



Note: This report includes information through April 16 which is Week 30 of 32

**Brian Sembrano's Bowling Record - Team 30: Team 30**

Week No.	Bowling Date	Old Avg	Old HDCP	-1-	-2-	-3-	Total	HDCP Total	Pins	Gms	---Average Change---			High Game	High Sers	HDCP Game	HDCP Sers	
											New	Old	---> +/-					
1	09/05/23	132	79	119	146	131	396	633	396	3	132.00	-	0.00	=	132.00	146	396	
2	09/12/23	131	80	108	127	157	392	632	788	6	131.33	-	132.00	=	-0.67	157	396	
3	09/19/23	143	69	125	127	251	503	710	1291	9	143.44	-	131.33	=	12.11	251	503	
4	09/26/23	143	69	185	179	153	517	724	1808	12	150.67	-	143.44	=	7.22	251	517	254
5	10/10/23	150	63	158	115	187	460	649	2268	15	151.20	-	150.67	=	0.53	251	517	254
6	10/17/23	151	62	177	165	151	493	679	2761	18	153.39	-	151.20	=	2.19	251	517	254
7	10/24/23	153	60	112	150	162	424	604	3185	21	151.67	-	153.39	=	-1.72	251	517	254
8	10/31/23	151	62	a151	a151	a151	453	639	3185	21	151.67	-	151.67	=	0.00	251	517	254
9	11/07/23	151	62	132	156	139	427	613	3612	24	150.50	-	151.67	=	-1.17	251	517	254
10	11/14/23	150	63	174	219	190	583	772	4195	27	155.37	-	150.50	=	4.87	251	583	282
11	11/21/23	162	52	a162	a162	a162	486	642	4195	27	155.37	-	155.37	=	0.00	251	583	282
12	11/28/23	162	52	125	130	144	399	555	4594	30	153.13	-	155.37	=	-2.24	251	583	282
13	12/05/23	162	52	a162	a162	a162	486	642	4594	30	153.13	-	153.13	=	0.00	251	583	282
14	12/12/23	162	52	a162	a162	a162	486	642	4594	30	153.13	-	153.13	=	0.00	251	583	282
15	12/19/23	162	52	137	148	198	483	639	5077	33	153.85	-	153.13	=	0.72	251	583	282
16	01/09/24	162	52	154	156	112	422	578	5499	36	152.75	-	153.85	=	-1.10	251	583	282

**End of 1st split**

17	01/16/24	162	52	201	194	158	553	709	6052	39	155.18	-	152.75	=	2.43	251	583	282
18	01/23/24	162	52	141	145	184	470	626	6522	42	155.29	-	155.18	=	0.11	251	583	282
19	01/30/24	162	52	151	187	152	490	646	7012	45	155.82	-	155.29	=	0.54	251	583	282
20	02/06/24	162	52	149	147	182	478	634	7490	48	156.04	-	155.82	=	0.22	251	583	282
21	02/13/24	162	52	144	158	154	456	612	7946	51	155.80	-	156.04	=	-0.24	251	583	282
22	02/20/24	162	52	151	167	167	485	641	8431	54	156.13	-	155.80	=	0.33	251	583	282
23	02/27/24	162	52	118	121	137	376	532	8807	57	154.51	-	156.13	=	-1.62	251	583	282
24	03/05/24	162	52	163	169	168	500	656	9307	60	155.12	-	154.51	=	0.61	251	583	282
25	03/12/24	162	52	147	149	167	463	619	9770	63	155.08	-	155.12	=	-0.04	251	583	282
26	03/19/24	162	52	164	183	208	555	711	10325	66	156.44	-	155.08	=	1.36	251	583	282
27	03/26/24	162	52	142	157	127	426	582	10751	69	155.81	-	156.44	=	-0.63	251	583	282
28	04/02/24	162	52	160	149	147	456	612	11207	72	155.65	-	155.81	=	-0.16	251	583	282
29	04/09/24	162	52	158	115	122	395	551	11602	75	154.69	-	155.65	=	-0.96	251	583	282
30	04/16/24	162	52	a162	a162	a162	486	642	11602	75	154.69	-	154.69	=	0.00	251	583	282

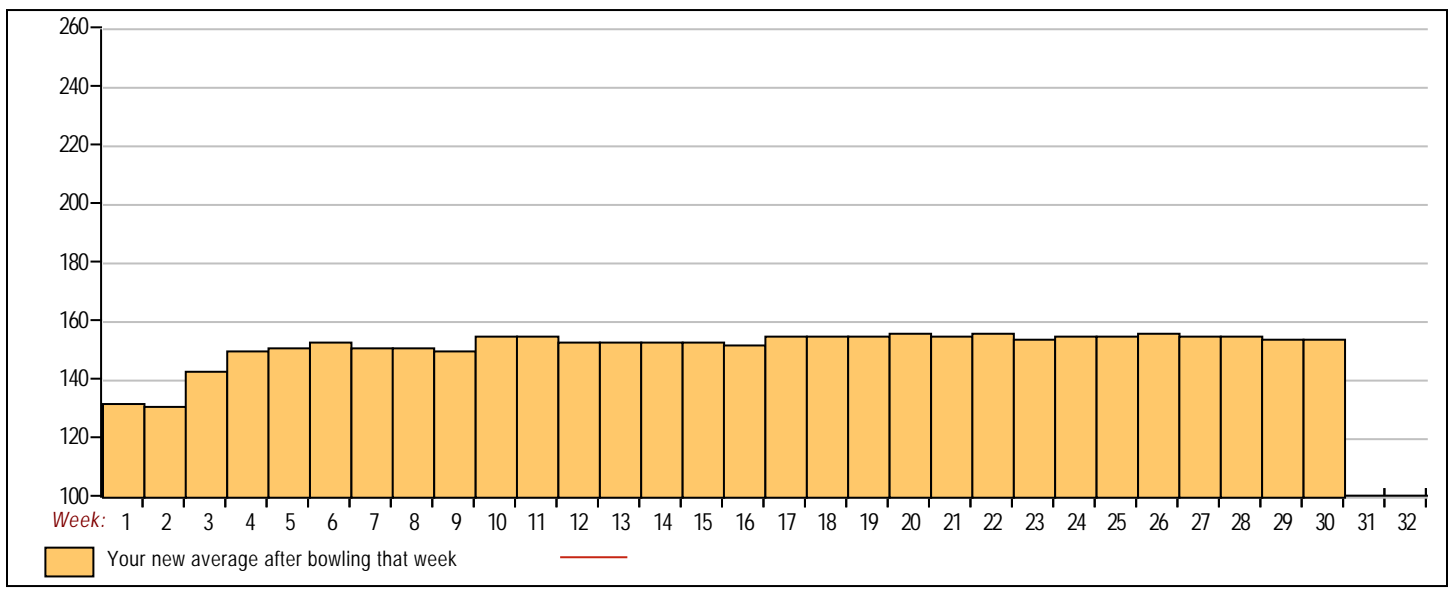


<100	100's	125's	150's	175's	200's	225's	250's	275's	300's
	9	24	27	11	3		1		
<400	400's	450's	500's	550's	600's	650's	700's	750's	800's
5	4	10	3	3					

Avg of Game 1	Avg of Game 2	Avg of Game 3
147.80	154.36	161.92

High game of 251 on week 3      High series of 583 on week 10      High average of 156.44 after bowling week 26  
 Low game of 108 on week 2      Low series of 376 on week 23      Low average of 131.33 after bowling week 2

High Scores by Game  
 Game #1: 201 on week 17    Game #2: 219 on week 10    Game #3: 251 on week 3



Note: This report includes information through April 16 which is Week 30 of 32

**Rainier Babila's Bowling Record - Team 30: Team 30**

Week No.	Bowling Date	Old Avg	Old HDCP	-1-	-2-	-3-	Total	HDCP Total	Pins	Gms	---Average Change---		High Game	High Sers	HDCP Game	HDCP Sers
											New - Old	---> +/-				
1	09/05/23	0	0				0	0	0	0	- 0.00	= 0.00	0	0		
2	09/12/23	0	0				0	0	0	0	- 0.00	= 0.00	0	0		
3	09/19/23	0	0				0	0	0	0	- 0.00	= 0.00	0	0		
4	09/26/23	0	0				0	0	0	0	- 0.00	= 0.00	0	0		
5	10/10/23	0	0				0	0	0	0	- 0.00	= 0.00	0	0		
6	10/17/23	0	0				0	0	0	0	- 0.00	= 0.00	0	0		
7	10/24/23	0	0				0	0	0	0	- 0.00	= 0.00	0	0		
8	10/31/23	0	0				0	0	0	0	- 0.00	= 0.00	0	0		
9	11/07/23	0	0				0	0	0	0	- 0.00	= 0.00	0	0		
10	11/14/23	0	0				0	0	0	0	- 0.00	= 0.00	0	0		
11	11/21/23	0	0				0	0	0	0	- 0.00	= 0.00	0	0		
12	11/28/23	0	0				0	0	0	0	- 0.00	= 0.00	0	0		
13	12/05/23	0	0				0	0	0	0	- 0.00	= 0.00	0	0		
14	12/12/23	0	0				0	0	0	0	- 0.00	= 0.00	0	0		
15	12/19/23	0	0				0	0	0	0	- 0.00	= 0.00	0	0		
16	01/09/24	0	0				0	0	0	0	- 0.00	= 0.00	0	0		

**End of 1st split**

17	01/16/24	0	0				0	0	0	0	- 0.00	= 0.00	0	0		
18	01/23/24	0	0				0	0	0	0	- 0.00	= 0.00	0	0		
19	01/30/24	0	0				0	0	0	0	- 0.00	= 0.00	0	0		
20	02/06/24	0	0				0	0	0	0	- 0.00	= 0.00	0	0		
21	02/13/24	0	0				0	0	0	0	- 0.00	= 0.00	0	0		
22	02/20/24	0	0				0	0	0	0	- 0.00	= 0.00	0	0		
23	02/27/24	127	83	130	134	118	382	631	382	3	127.33	- 0.00	= 127.33	134	382	
24	03/05/24	127	0				0	0	382	3	127.33	- 127.33	= 0.00	134	382	
25	03/12/24	127	0				0	0	382	3	127.33	- 127.33	= 0.00	134	382	
26	03/19/24	127	0				0	0	382	3	127.33	- 127.33	= 0.00	134	382	
27	03/26/24	127	0				0	0	382	3	127.33	- 127.33	= 0.00	134	382	
28	04/02/24	127	0				0	0	382	3	127.33	- 127.33	= 0.00	134	382	
29	04/09/24	127	0				0	0	382	3	127.33	- 127.33	= 0.00	134	382	
30	04/16/24	127	83				0	0	382	3	127.33	- 127.33	= 0.00	134	382	



<u>&lt;100</u>	<u>100's</u>	<u>125's</u>	<u>150's</u>	<u>175's</u>	<u>200's</u>	<u>225's</u>	<u>250's</u>	<u>275's</u>	<u>300's</u>
	1	2							
<u>&lt;400</u>	<u>400's</u>	<u>450's</u>	<u>500's</u>	<u>550's</u>	<u>600's</u>	<u>650's</u>	<u>700's</u>	<u>750's</u>	<u>800's</u>
1									

<u>Avg of Game 1</u>	<u>Avg of Game 2</u>	<u>Avg of Game 3</u>
130.00	134.00	118.00

High game of 134 on week 23      High series of 382 on week 23      High average of 127.33 after bowling week 23  
 Low game of 118 on week 23      Low series of 382 on week 23      Low average of 127.33 after bowling week 23

High Scores by Game  
 Game #1: 130 on week 23    Game #2: 134 on week 23    Game #3: 118 on week 23

