

Note: This report includes information through April 23 which is Week 31 of 32

Wayne Hom's Bowling Record - Team 3: Family Affair

Week No.	Bowling Date	Old Avg	Old HDCP	-1-	-2-	-3-	Total	HDCP Total	Pins	Gms	---Average Change---			High Game	High Sers	HDCP Game	HDCP Sers		
											New - Old	--->	+/-						
5	10/10/23	bk205	0				0	0	0	0	-	0.00	=	0.00	0	0			
6	10/17/23	bk205	0				0	0	0	0	-	0.00	=	0.00	0	0			
7	10/24/23	bk205	0				0	0	0	0	-	0.00	=	0.00	0	0			
8	10/31/23	bk205	0				0	0	0	0	-	0.00	=	0.00	0	0			
9	11/07/23	bk205	0				0	0	0	0	-	0.00	=	0.00	0	0			
10	11/14/23	bk205	13	223	215	209	647	686	647	3	215.67	-	0.00	=	215.67	223	647	236	686
11	11/21/23	bk205	0				0	0	647	3	215.67	-	215.67	=	0.00	223	647	236	686
12	11/28/23	bk205	13	202	198	256	656	695	1303	6	217.17	-	215.67	=	1.50	256	656	269	695
13	12/05/23	bk205	0				0	0	1303	6	217.17	-	217.17	=	0.00	256	656	269	695
14	12/12/23	bk205	0				0	0	1303	6	217.17	-	217.17	=	0.00	256	656	269	695
15	12/19/23	bk205	0				0	0	1303	6	217.17	-	217.17	=	0.00	256	656	269	695
16	01/09/24	bk205	0				0	0	1303	6	217.17	-	217.17	=	0.00	256	656	269	695

End of 1st split

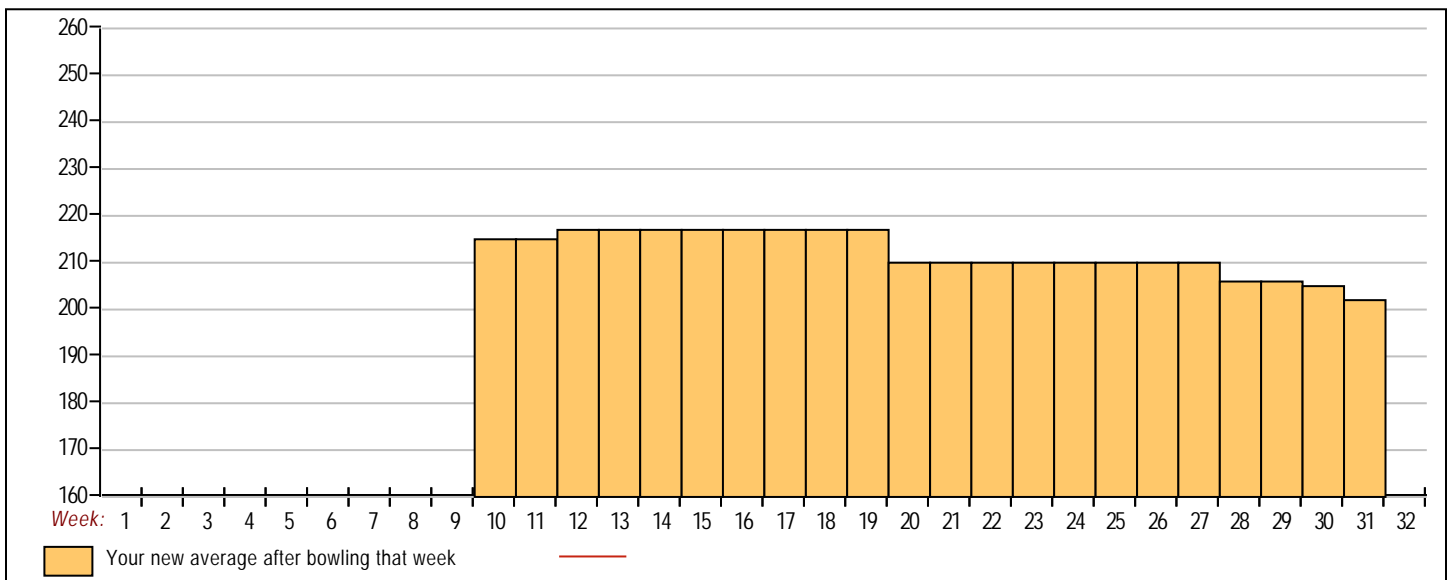
17	01/16/24	bk205	0				0	0	1303	6	217.17	-	217.17	=	0.00	256	656	269	695
18	01/23/24	bk205	0				0	0	1303	6	217.17	-	217.17	=	0.00	256	656	269	695
19	01/30/24	bk205	0				0	0	1303	6	217.17	-	217.17	=	0.00	256	656	269	695
20	02/06/24	bk205	13	246	173	170	589	628	1892	9	210.22	-	217.17	=	-6.94	256	656	269	695
21	02/13/24	210	0				0	0	1892	9	210.22	-	210.22	=	0.00	256	656	269	695
22	02/20/24	210	0				0	0	1892	9	210.22	-	210.22	=	0.00	256	656	269	695
23	02/27/24	210	0				0	0	1892	9	210.22	-	210.22	=	0.00	256	656	269	695
24	03/05/24	210	0				0	0	1892	9	210.22	-	210.22	=	0.00	256	656	269	695
25	03/12/24	210	0				0	0	1892	9	210.22	-	210.22	=	0.00	256	656	269	695
26	03/19/24	210	0				0	0	1892	9	210.22	-	210.22	=	0.00	256	656	269	695
27	03/26/24	210	0				0	0	1892	9	210.22	-	210.22	=	0.00	256	656	269	695
28	04/02/24	210	9	187	195	205	587	614	2479	12	206.58	-	210.22	=	-3.64	256	656	269	695
29	04/09/24	206	0				0	0	2479	12	206.58	-	206.58	=	0.00	256	656	269	695
30	04/16/24	206	12	211	185	212	608	644	3087	15	205.80	-	206.58	=	-0.78	256	656	269	695
31	04/23/24	205	13	178	194	183	555	594	3642	18	202.33	-	205.80	=	-3.47	256	656	269	695

<100	100's	125's	150's	175's	200's	225's	250's	275's	300's
			2	7	7	1	1		
<400	400's	450's	500's	550's	600's	650's	700's	750's	800's
				3	2	1			

Avg of Game 1	Avg of Game 2	Avg of Game 3
207.83	193.33	205.83

High game of 256 on week 12 High series of 656 on week 12 High average of 217.17 after bowling week 12
 Low game of 170 on week 20 Low series of 555 on week 31 Low average of 202.33 after bowling week 31

High Scores by Game
 Game #1: 246 on week 20 Game #2: 215 on week 10 Game #3: 256 on week 12



Note: This report includes information through April 23 which is Week 31 of 32

Margaret Wong's Bowling Record - Team 3: Family Affair

Week No.	Bowling Date	Old Avg	Old HDCP	-			Total	HDCP Total	Pins	Gms	---Average Change---			High Game	High Sers	HDCP Game	HDCP Sers		
				-1-	-2-	-3-					New	Old	---> +/-						
1	09/05/23	bk154	59	126	164	154	444	621	444	3	148.00	-	0.00	=	148.00	164	444	223	621
2	09/12/23	bk154	59	146	160	138	444	621	888	6	148.00	-	148.00	=	0.00	164	444	223	621
3	09/19/23	bk154	59	157	136	140	433	610	1321	9	146.78	-	148.00	=	-1.22	164	444	223	621
4	09/26/23	146	66	129	125	141	395	593	1716	12	143.00	-	146.78	=	-3.78	164	444	223	621
5	10/10/23	144	68	125	117	137	379	583	2095	15	139.67	-	143.00	=	-3.33	164	444	223	621
6	10/17/23	144	68	155	127	146	428	632	2523	18	140.17	-	139.67	=	0.50	164	444	223	632
7	10/24/23	144	68	160	126	157	443	647	2966	21	141.24	-	140.17	=	1.07	164	444	228	647
8	10/31/23	144	68	148	166	162	476	680	3442	24	143.42	-	141.24	=	2.18	166	476	234	680
9	11/07/23	144	68	136	158	153	447	651	3889	27	144.04	-	143.42	=	0.62	166	476	234	680
10	11/14/23	144	68	128	132	147	407	611	4296	30	143.20	-	144.04	=	-0.84	166	476	234	680
11	11/21/23	144	68	127	189	117	433	637	4729	33	143.30	-	143.20	=	0.10	189	476	257	680
12	11/28/23	144	68	213	180	154	547	751	5276	36	146.56	-	143.30	=	3.25	213	547	281	751
13	12/05/23	146	66	150	107	138	395	593	5671	39	145.41	-	146.56	=	-1.15	213	547	281	751
14	12/12/23	145	67	146	212	137	495	696	6166	42	146.81	-	145.41	=	1.40	213	547	281	751
15	12/19/23	146	66	125	159	149	433	631	6599	45	146.64	-	146.81	=	-0.17	213	547	281	751
16	01/09/24	146	66	131	158	172	461	659	7060	48	147.08	-	146.64	=	0.44	213	547	281	751

End of 1st split

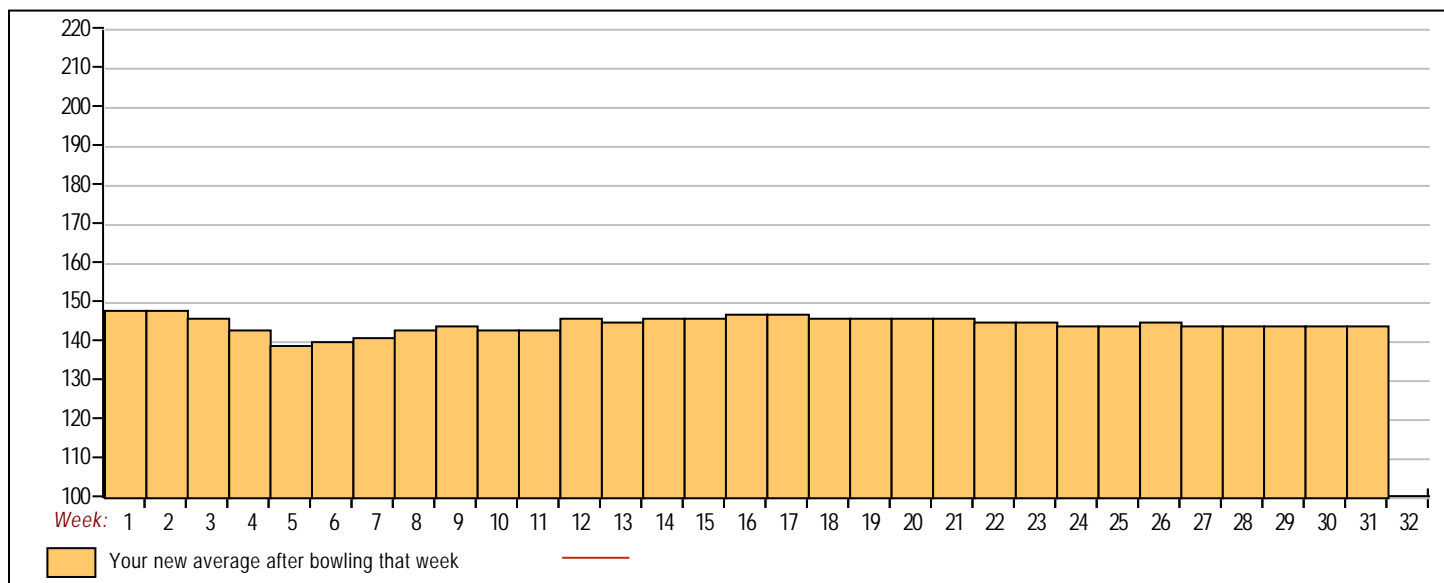
17	01/16/24	147	65	131	152	167	450	645	7510	51	147.25	-	147.08	=	0.17	213	547	281	751
18	01/23/24	147	65	146	119	136	401	596	7911	54	146.50	-	147.25	=	-0.75	213	547	281	751
19	01/30/24	146	66	a146	a146	a146	438	636	7911	54	146.50	-	146.50	=	0.00	213	547	281	751
20	02/06/24	146	66	138	147	140	425	623	8336	57	146.25	-	146.50	=	-0.25	213	547	281	751
21	02/13/24	146	66	156	136	160	452	650	8788	60	146.47	-	146.25	=	0.22	213	547	281	751
22	02/20/24	146	66	122	128	158	408	606	9196	63	145.97	-	146.47	=	-0.50	213	547	281	751
23	02/27/24	145	67	125	125	148	398	599	9594	66	145.36	-	145.97	=	-0.60	213	547	281	751
24	03/05/24	145	67	110	159	136	405	606	9999	69	144.91	-	145.36	=	-0.45	213	547	281	751
25	03/12/24	144	68	139	139	146	424	628	10423	72	144.76	-	144.91	=	-0.15	213	547	281	751
26	03/19/24	144	68	149	134	178	461	665	10884	75	145.12	-	144.76	=	0.36	213	547	281	751
27	03/26/24	145	67	139	134	126	399	600	11283	78	144.65	-	145.12	=	-0.47	213	547	281	751
28	04/02/24	144	68	137	123	133	393	597	11676	81	144.15	-	144.65	=	-0.51	213	547	281	751
29	04/09/24	144	68	152	132	138	422	626	12098	84	144.02	-	144.15	=	-0.12	213	547	281	751
30	04/16/24	144	68	173	122	144	439	643	12537	87	144.10	-	144.02	=	0.08	213	547	281	751
31	04/23/24	144	68	178	135	139	452	656	12989	90	144.32	-	144.10	=	0.22	213	547	281	751

<u><100</u>	<u>100's</u>	<u>125's</u>	<u>150's</u>	<u>175's</u>	<u>200's</u>	<u>225's</u>	<u>250's</u>	<u>275's</u>	<u>300's</u>
	8	52	24	4	2				
<u><400</u>	<u>400's</u>	<u>450's</u>	<u>500's</u>	<u>550's</u>	<u>600's</u>	<u>650's</u>	<u>700's</u>	<u>750's</u>	<u>800's</u>
6	16	7	1						

Avg of Game 1 **Avg of Game 2** **Avg of Game 3**
 143.23 143.37 146.37

High game of 213 on week 12 High series of 547 on week 12 High average of 148.00 after bowling week 1
 Low game of 107 on week 13 Low series of 379 on week 5 Low average of 139.67 after bowling week 5

High Scores by Game
 Game #1: 213 on week 12 Game #2: 212 on week 14 Game #3: 178 on week 26



Note: This report includes information through April 23 which is Week 31 of 32

Jack Wong's Bowling Record - Team 3: Family Affair

Week No.	Bowling Date	Old Avg	Old HDCP	-1-	-2-	-3-	Total	HDCP Total	Pins	Gms	---Average Change---			High Game	High Sers	HDCP Game	HDCP Sers		
											New	Old	---> +/-						
1	09/05/23	bk228	0	205	243	185	633	633	633	3	211.00	-	0.00	=	211.00	243	633	243	633
2	09/12/23	bk228	0	219	209	180	608	608	1241	6	206.83	-	211.00	=	-4.17	243	633	243	633
3	09/19/23	bk228	0	223	140	228	591	591	1832	9	203.56	-	206.83	=	-3.28	243	633	243	633
4	09/26/23	218	1	246	251	211	708	711	2540	12	211.67	-	203.56	=	8.11	251	708	252	711
5	10/10/23	218	1	237	216	181	634	637	3174	15	211.60	-	211.67	=	-0.07	251	708	252	711
6	10/17/23	218	1	268	244	229	741	744	3915	18	217.50	-	211.60	=	5.90	268	741	269	744
7	10/24/23	218	1	216	245	188	649	652	4564	21	217.33	-	217.50	=	-0.17	268	741	269	744
8	10/31/23	218	1	220	235	222	677	680	5241	24	218.38	-	217.33	=	1.04	268	741	269	744
9	11/07/23	218	1	204	230	184	618	621	5859	27	217.00	-	218.38	=	-1.38	268	741	269	744
10	11/14/23	218	1	234	203	169	606	609	6465	30	215.50	-	217.00	=	-1.50	268	741	269	744
11	11/21/23	218	1	187	289	185	661	664	7126	33	215.94	-	215.50	=	0.44	289	741	290	744
12	11/28/23	218	1	211	225	232	668	671	7794	36	216.50	-	215.94	=	0.56	289	741	290	744
13	12/05/23	218	1	204	258	204	666	669	8460	39	216.92	-	216.50	=	0.42	289	741	290	744
14	12/12/23	218	1	187	176	220	583	586	9043	42	215.31	-	216.92	=	-1.61	289	741	290	744
15	12/19/23	218	1	228	224	237	689	692	9732	45	216.27	-	215.31	=	0.96	289	741	290	744
16	01/09/24	218	1	216	212	233	661	664	10393	48	216.52	-	216.27	=	0.25	289	741	290	744

End of 1st split

17	01/16/24	218	1	204	182	248	634	637	11027	51	216.22	-	216.52	=	-0.31	289	741	290	744
18	01/23/24	218	1	215	215	184	614	617	11641	54	215.57	-	216.22	=	-0.64	289	741	290	744
19	01/30/24	218	1	204	212	255	671	674	12312	57	216.00	-	215.57	=	0.43	289	741	290	744
20	02/06/24	218	1	257	224	213	694	697	13006	60	216.77	-	216.00	=	0.77	289	741	290	744
21	02/13/24	218	1	228	257	228	713	716	13719	63	217.76	-	216.77	=	1.00	289	741	290	744
22	02/20/24	218	1	250	191	218	659	662	14378	66	217.85	-	217.76	=	0.09	289	741	290	744
23	02/27/24	218	1	249	193	206	648	651	15026	69	217.77	-	217.85	=	-0.08	289	741	290	744
24	03/05/24	218	1	245	237	227	709	712	15735	72	218.54	-	217.77	=	0.77	289	741	290	744
25	03/12/24	218	1	212	278	215	705	708	16440	75	219.20	-	218.54	=	0.66	289	741	290	744
26	03/19/24	219	0	211	236	226	673	673	17113	78	219.40	-	219.20	=	0.20	289	741	290	744
27	03/26/24	219	0	234	245	224	703	703	17816	81	219.95	-	219.40	=	0.55	289	741	290	744
28	04/02/24	219	0	183	267	258	708	708	18524	84	220.52	-	219.95	=	0.57	289	741	290	744
29	04/09/24	220	0	204	204	232	640	640	19164	87	220.28	-	220.52	=	-0.25	289	741	290	744
30	04/16/24	220	0	206	267	231	704	704	19868	90	220.76	-	220.28	=	0.48	289	741	290	744
31	04/23/24	220	0	167	225	253	645	645	20513	93	220.57	-	220.76	=	-0.19	289	741	290	744

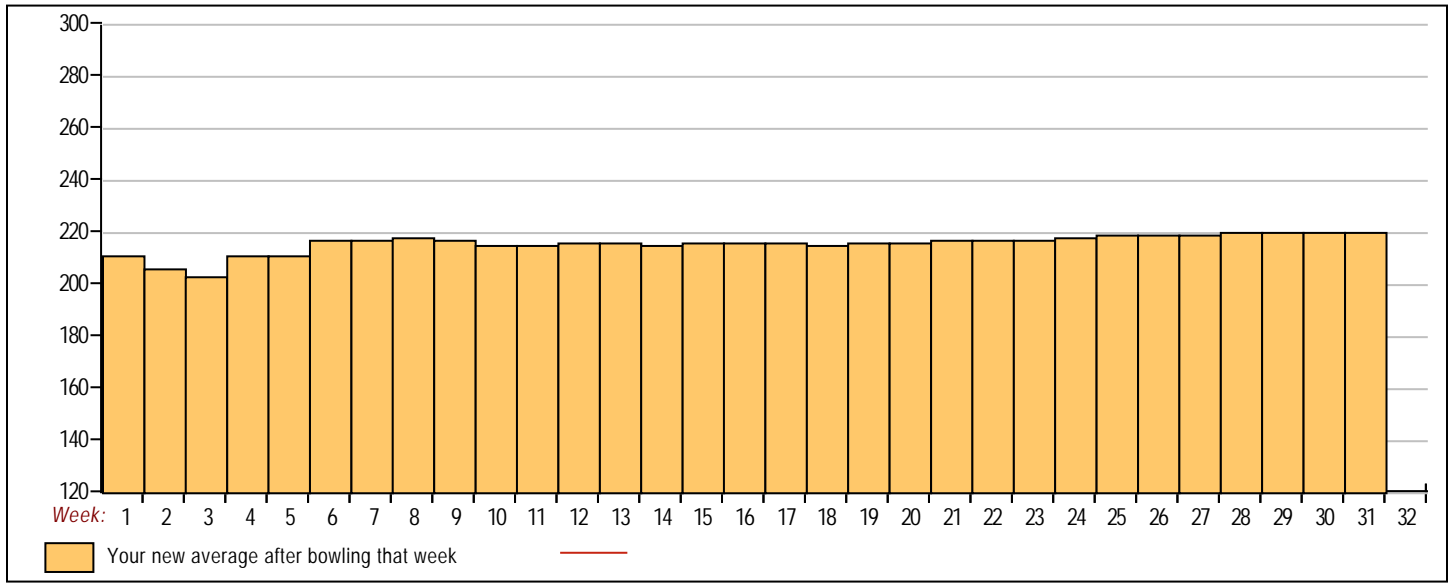


<100	100's	125's	150's	175's	200's	225's	250's	275's	300's
		1	2	14	34	29	11	2	
<400	400's	450's	500's	550's	600's	650's	700's	750's	800's
				2	11	10	8		

Avg of Game 1	Avg of Game 2	Avg of Game 3
218.52	226.87	216.32

High game of 289 on week 11 High series of 741 on week 6 High average of 220.76 after bowling week 30
 Low game of 140 on week 3 Low series of 583 on week 14 Low average of 203.56 after bowling week 3

High Scores by Game
 Game #1: 268 on week 6 Game #2: 289 on week 11 Game #3: 258 on week 28



Note: This report includes information through April 23 which is Week 31 of 32

Vacant's Bowling Record - Team 3: Family Affair

Week No.	Bowling Date	Old Avg	Old HDCP	-1-	-2-	-3-	Total	HDCP Total	Pins	Gms	---Average Change---		High Game	High Sers	HDCP Game	HDCP Sers
											New - Old	---> +/-				
5	10/10/23	140	0				0	0	0	0	- 0.00 = 0.00	0	0			
6	10/17/23	140	0				0	0	0	0	- 0.00 = 0.00	0	0			
7	10/24/23	140	0				0	0	0	0	- 0.00 = 0.00	0	0			
8	10/31/23	140	0				0	0	0	0	- 0.00 = 0.00	0	0			
9	11/07/23	140	0				0	0	0	0	- 0.00 = 0.00	0	0			
10	11/14/23	140	0				0	0	0	0	- 0.00 = 0.00	0	0			
11	11/21/23	140	72	v140	v140	v140	420	636	0	0	- 0.00 = 0.00	0	0			
12	11/28/23	140	0				0	0	0	0	- 0.00 = 0.00	0	0			
13	12/05/23	140	72	a140	a140	a140	420	636	0	0	- 0.00 = 0.00	0	0			
14	12/12/23	140	72	v140	v140	v140	420	636	0	0	- 0.00 = 0.00	0	0			
15	12/19/23	140	72	v140	v140	v140	420	636	0	0	- 0.00 = 0.00	0	0			
16	01/09/24	140	72	v140	v140	v140	420	636	0	0	- 0.00 = 0.00	0	0			

End of 1st split

17	01/16/24	140	72	v140	v140	v140	420	636	0	0	- 0.00 = 0.00	0	0		
18	01/23/24	140	72	v140	v140	v140	420	636	0	0	- 0.00 = 0.00	0	0		
19	01/30/24	140	72	v140	v140	v140	420	636	0	0	- 0.00 = 0.00	0	0		
20	02/06/24	140	0				0	0	0	0	- 0.00 = 0.00	0	0		
21	02/13/24	140	72	v140	v140	v140	420	636	0	0	- 0.00 = 0.00	0	0		
22	02/20/24	140	0				0	0	0	0	- 0.00 = 0.00	0	0		
23	02/27/24	140	0				0	0	0	0	- 0.00 = 0.00	0	0		
24	03/05/24	140	0				0	0	0	0	- 0.00 = 0.00	0	0		
25	03/12/24	140	0				0	0	0	0	- 0.00 = 0.00	0	0		
26	03/19/24	140	72	a140	a140	a140	420	636	0	0	- 0.00 = 0.00	0	0		
27	03/26/24	140	72	v140	v140	v140	420	636	0	0	- 0.00 = 0.00	0	0		
28	04/02/24	140	0				0	0	0	0	- 0.00 = 0.00	0	0		
29	04/09/24	140	72	v140	v140	v140	420	636	0	0	- 0.00 = 0.00	0	0		
30	04/16/24	140	0				0	0	0	0	- 0.00 = 0.00	0	0		
31	04/23/24	140	72				0	0	0	0	- 0.00 = 0.00	0	0		

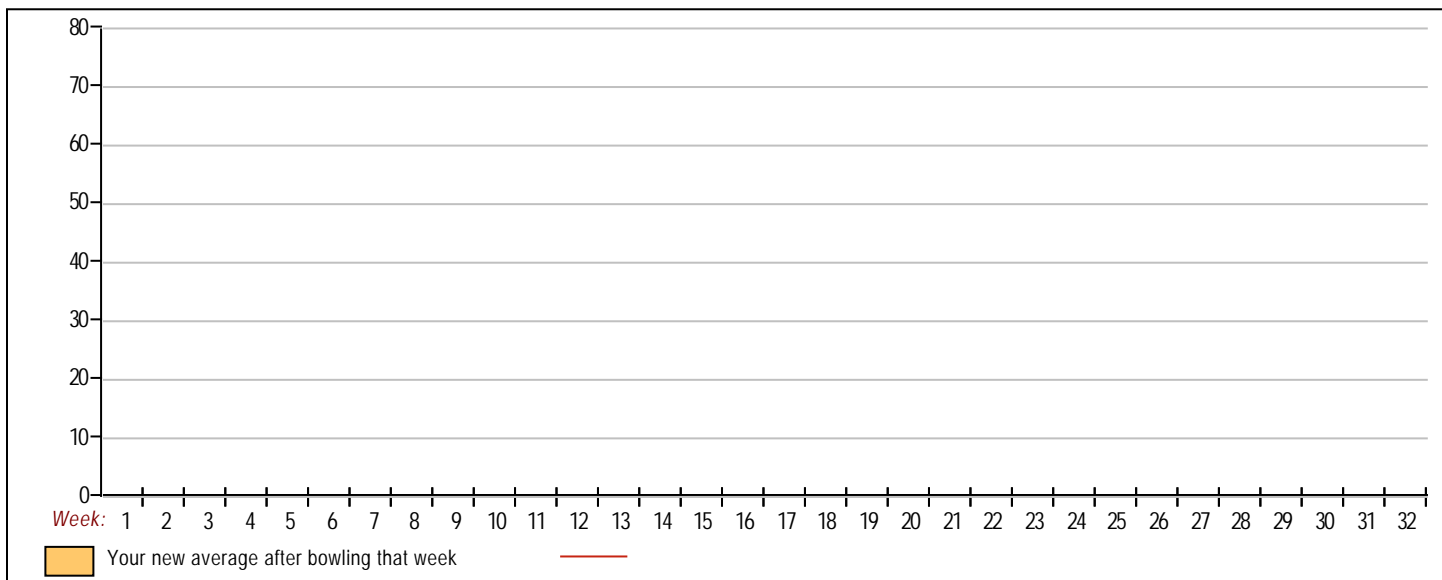


- <100
- 100's
- 125's
- 150's
- 175's
- 200's
- 225's
- 250's
- 275's
- 300's
- <400
- 400's
- 450's
- 500's
- 550's
- 600's
- 650's
- 700's
- 750's
- 800's

Avg of Game 1 Avg of Game 2 Avg of Game 3

High game of 0 on week 0 High series of 0 on week 0 High average of 0.00 after bowling week 31
 Low game of 0 on week 0 Low series of 0 on week 0 Low average of 0.00 after bowling week 31

High Scores by Game
 Game #1: 0 on week 0 Game #2: 0 on week 0 Game #3: 0 on week 0



Note: This report includes information through April 23 which is Week 31 of 32

Keith Okada's Bowling Record - Team 3: Family Affair

Week No.	Bowling Date	Old Avg	Old HDCP	-1-	-2-	-3-	Total	HDCP Total	Pins	Gms	---Average Change---			High Game	High Sers	HDCP Game	HDCP Sers		
											New	Old	---> +/-						
1	09/05/23	bk199	0				0	0	0	0	-	0.00	=	0.00	0	0			
2	09/12/23	bk199	18	199	183	184	566	620	566	3	188.67	-	0.00	=	188.67	199	566	217	620
3	09/19/23	bk199	18	205	211	225	641	695	1207	6	201.17	-	188.67	=	12.50	225	641	243	695
4	09/26/23	bk199	0				0	0	1207	6	201.17	-	201.17	=	0.00	225	641	243	695
5	10/10/23	bk199	18	193	174	193	560	614	1767	9	196.33	-	201.17	=	-4.83	225	641	243	695
6	10/17/23	196	0				0	0	1767	9	196.33	-	196.33	=	0.00	225	641	243	695
7	10/24/23	196	21	a196	a196	a196	588	651	1767	9	196.33	-	196.33	=	0.00	225	641	243	695
8	10/31/23	196	0				0	0	1767	9	196.33	-	196.33	=	0.00	225	641	243	695
9	11/07/23	196	0				0	0	1767	9	196.33	-	196.33	=	0.00	225	641	243	695
10	11/14/23	196	0				0	0	1767	9	196.33	-	196.33	=	0.00	225	641	243	695
11	11/21/23	196	21	130	279	244	653	716	2420	12	201.67	-	196.33	=	5.33	279	653	300	716
12	11/28/23	201	17	227	157	222	606	657	3026	15	201.73	-	201.67	=	0.07	279	653	300	716
13	12/05/23	201	17	183	210	254	647	698	3673	18	204.06	-	201.73	=	2.32	279	653	300	716
14	12/12/23	204	14	a204	a204	a204	612	654	3673	18	204.06	-	204.06	=	0.00	279	653	300	716
15	12/19/23	204	14	a204	a204	a204	612	654	3673	18	204.06	-	204.06	=	0.00	279	653	300	716
16	01/09/24	204	14	161	183	152	496	538	4169	21	198.52	-	204.06	=	-5.53	279	653	300	716

End of 1st split

17	01/16/24	198	19	178	172	165	515	572	4684	24	195.17	-	198.52	=	-3.36	279	653	300	716
18	01/23/24	195	0				0	0	4684	24	195.17	-	195.17	=	0.00	279	653	300	716
19	01/30/24	195	0				0	0	4684	24	195.17	-	195.17	=	0.00	279	653	300	716
20	02/06/24	195	0				0	0	4684	24	195.17	-	195.17	=	0.00	279	653	300	716
21	02/13/24	195	0				0	0	4684	24	195.17	-	195.17	=	0.00	279	653	300	716
22	02/20/24	195	22	201	185	187	573	639	5257	27	194.70	-	195.17	=	-0.46	279	653	300	716
23	02/27/24	194	23	241	179	202	622	691	5879	30	195.97	-	194.70	=	1.26	279	653	300	716
24	03/05/24	195	22	219	199	177	595	661	6474	33	196.18	-	195.97	=	0.22	279	653	300	716
25	03/12/24	196	21	214	229	211	654	717	7128	36	198.00	-	196.18	=	1.82	279	654	300	717
26	03/19/24	198	0				0	0	7128	36	198.00	-	198.00	=	0.00	279	654	300	717
27	03/26/24	198	0				0	0	7128	36	198.00	-	198.00	=	0.00	279	654	300	717
28	04/02/24	198	0				0	0	7128	36	198.00	-	198.00	=	0.00	279	654	300	717
29	04/09/24	198	0				0	0	7128	36	198.00	-	198.00	=	0.00	279	654	300	717
30	04/16/24	198	0				0	0	7128	36	198.00	-	198.00	=	0.00	279	654	300	717
31	04/23/24	198	19				0	0	7128	36	198.00	-	198.00	=	0.00	279	654	300	717



<u><100</u>	<u>100's</u>	<u>125's</u>	<u>150's</u>	<u>175's</u>	<u>200's</u>	<u>225's</u>	<u>250's</u>	<u>275's</u>	<u>300's</u>
		1	6	13	9	5	1	1	
<u><400</u>	<u>400's</u>	<u>450's</u>	<u>500's</u>	<u>550's</u>	<u>600's</u>	<u>650's</u>	<u>700's</u>	<u>750's</u>	<u>800's</u>
		1	1	4	4	2			

<u>Avg of Game 1</u>	<u>Avg of Game 2</u>	<u>Avg of Game 3</u>
195.92	196.75	201.33

High game of 279 on week 11 High series of 654 on week 25 High average of 204.06 after bowling week 13
 Low game of 130 on week 11 Low series of 496 on week 16 Low average of 188.67 after bowling week 2

High Scores by Game
 Game #1: 241 on week 23 Game #2: 279 on week 11 Game #3: 254 on week 13

