

Note: This report includes information through April 16 which is Week 30 of 32

Al Jew's Bowling Record - Team 29: Oop's

Week No.	Bowling Date	Old Avg	Old HDCP	Scores			Total	HDCP Total	Pins	Gms	---Average Change---			High Game	High Sers	HDCP Game	HDCP Sers
				-1-	-2-	-3-					New - Old	---> +/-					
1	09/05/23	bk145	67	166	138	116	420	621	420	3	140.00	- 0.00	= 140.00	166	420	233	621
2	09/12/23	bk145	0				0	0	420	3	140.00	- 140.00	= 0.00	166	420	233	621
3	09/19/23	bk145	67	153	175	138	466	667	886	6	147.67	- 140.00	= 7.67	175	466	242	667
4	09/26/23	bk145	67	160	132	171	463	664	1349	9	149.89	- 147.67	= 2.22	175	466	242	667
5	10/10/23	149	0				0	0	1349	9	149.89	- 149.89	= 0.00	175	466	242	667
6	10/17/23	149	63	128	170	114	412	601	1761	12	146.75	- 149.89	= -3.14	175	466	242	667
7	10/24/23	146	66	147	149	136	432	630	2193	15	146.20	- 146.75	= -0.55	175	466	242	667
8	10/31/23	146	66	180	161	151	492	690	2685	18	149.17	- 146.20	= 2.97	180	492	246	690
9	11/07/23	149	63	145	147	159	451	640	3136	21	149.33	- 149.17	= 0.17	180	492	246	690
10	11/14/23	149	63	159	140	124	423	612	3559	24	148.29	- 149.33	= -1.04	180	492	246	690
11	11/21/23	148	64	130	165	184	479	671	4038	27	149.56	- 148.29	= 1.26	184	492	248	690
12	11/28/23	149	63	156	181	137	474	663	4512	30	150.40	- 149.56	= 0.84	184	492	248	690
13	12/05/23	150	63	143	127	159	429	618	4941	33	149.73	- 150.40	= -0.67	184	492	248	690
14	12/12/23	149	63	132	136	141	409	598	5350	36	148.61	- 149.73	= -1.12	184	492	248	690
15	12/19/23	148	64	143	185	159	487	679	5837	39	149.67	- 148.61	= 1.06	185	492	249	690
16	01/09/24	149	63	173	148	137	458	647	6295	42	149.88	- 149.67	= 0.21	185	492	249	690

End of 1st split

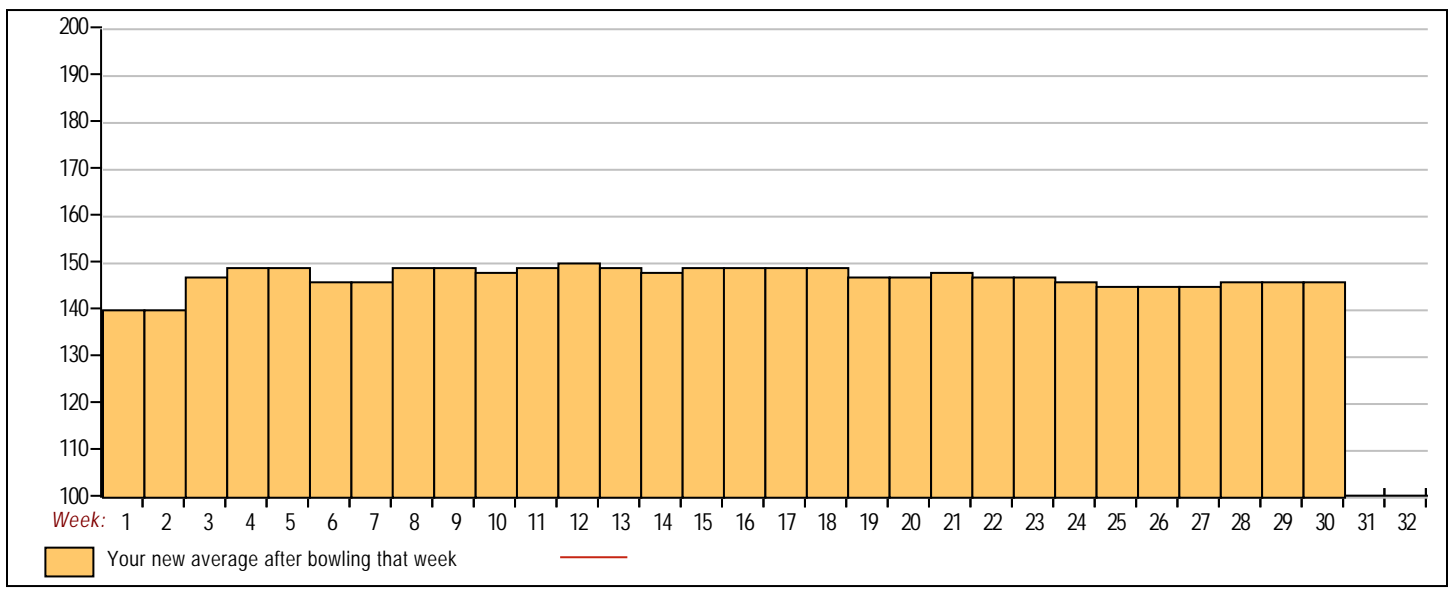
17	01/16/24	149	63	150	107	168	425	614	6720	45	149.33	- 149.88	= -0.55	185	492	249	690
18	01/23/24	149	63	163	152	135	450	639	7170	48	149.38	- 149.33	= 0.04	185	492	249	690
19	01/30/24	149	63	127	101	127	355	544	7525	51	147.55	- 149.38	= -1.83	185	492	249	690
20	02/06/24	147	65	173	144	143	460	655	7985	54	147.87	- 147.55	= 0.32	185	492	249	690
21	02/13/24	147	65	158	157	151	466	661	8451	57	148.26	- 147.87	= 0.39	185	492	249	690
22	02/20/24	148	64	137	158	107	402	594	8853	60	147.55	- 148.26	= -0.71	185	492	249	690
23	02/27/24	147	65	155	133	150	438	633	9291	63	147.48	- 147.55	= -0.07	185	492	249	690
24	03/05/24	147	65	136	138	133	407	602	9698	66	146.94	- 147.48	= -0.54	185	492	249	690
25	03/12/24	146	66	132	109	132	373	571	10071	69	145.96	- 146.94	= -0.98	185	492	249	690
26	03/19/24	145	67	115	172	122	409	610	10480	72	145.56	- 145.96	= -0.40	185	492	249	690
27	03/26/24	145	67	137	151	161	449	650	10929	75	145.72	- 145.56	= 0.16	185	492	249	690
28	04/02/24	145	67	194	137	165	496	697	11425	78	146.47	- 145.72	= 0.75	194	496	261	697
29	04/09/24	146	66	157	126	139	422	620	11847	81	146.26	- 146.47	= -0.22	194	496	261	697
30	04/16/24	146	66	183	118	156	457	655	12304	84	146.48	- 146.26	= 0.22	194	496	261	697

<100	100's	125's	150's	175's	200's	225's	250's	275's	300's
	10	36	31	7					
<400	400's	450's	500's	550's	600's	650's	700's	750's	800's
2	13	13							

Avg of Game 1	Avg of Game 2	Avg of Game 3
151.14	144.89	143.39

High game of 194 on week 28 High series of 496 on week 28 High average of 150.40 after bowling week 12
 Low game of 101 on week 19 Low series of 355 on week 19 Low average of 140.00 after bowling week 1

High Scores by Game
 Game #1: 194 on week 28 Game #2: 185 on week 15 Game #3: 184 on week 11



Note: This report includes information through April 16 which is Week 30 of 32

Jan Jew's Bowling Record - Team 29: Oop's

Week No.	Bowling Date	Old Avg	Old HDCP	-			Total	HDCP Total	Pins	Gms	---Average Change---			High Game	High Sers	HDCP Game	HDCP Sers
				-1-	-2-	-3-					New	Old	---> +/-				
1	09/05/23	bk140	72	119	145	127	391	607	391	3	130.33	- 0.00	= 130.33	145	391	217	607
2	09/12/23	bk140	72	93	121	148	362	578	753	6	125.50	- 130.33	= -4.83	148	391	220	607
3	09/19/23	bk140	72	131	137	147	415	631	1168	9	129.78	- 125.50	= 4.28	148	415	220	631
4	09/26/23	130	0				0	0	1168	9	129.78	- 129.78	= 0.00	148	415	220	631
5	10/10/23	130	81	a130	a130	a130	390	633	1168	9	129.78	- 129.78	= 0.00	148	415	220	631
6	10/17/23	130	81	100	108	154	362	605	1530	12	127.50	- 129.78	= -2.28	154	415	235	631
7	10/24/23	130	81	157	108	118	383	626	1913	15	127.53	- 127.50	= 0.03	157	415	238	631
8	10/31/23	130	81	110	95	118	323	566	2236	18	124.22	- 127.53	= -3.31	157	415	238	631
9	11/07/23	130	81	138	112	138	388	631	2624	21	124.95	- 124.22	= 0.73	157	415	238	631
10	11/14/23	130	81	137	135	131	403	646	3027	24	126.13	- 124.95	= 1.17	157	415	238	646
11	11/21/23	130	81	138	119	152	409	652	3436	27	127.26	- 126.13	= 1.13	157	415	238	652
12	11/28/23	130	0				0	0	3436	27	127.26	- 127.26	= 0.00	157	415	238	652
13	12/05/23	130	0				0	0	3436	27	127.26	- 127.26	= 0.00	157	415	238	652
14	12/12/23	130	81	127	149	149	425	668	3861	30	128.70	- 127.26	= 1.44	157	425	238	668
15	12/19/23	130	81	136	148	141	425	668	4286	33	129.88	- 128.70	= 1.18	157	425	238	668
16	01/09/24	130	81	126	125	142	393	636	4679	36	129.97	- 129.88	= 0.09	157	425	238	668

End of 1st split

17	01/16/24	130	0				0	0	4679	36	129.97	- 129.97	= 0.00	157	425	238	668
18	01/23/24	130	81	165	143	110	418	661	5097	39	130.69	- 129.97	= 0.72	165	425	246	668
19	01/30/24	130	0				0	0	5097	39	130.69	- 130.69	= 0.00	165	425	246	668
20	02/06/24	130	81	153	112	131	396	639	5493	42	130.79	- 130.69	= 0.09	165	425	246	668
21	02/13/24	130	81	124	161	143	428	671	5921	45	131.58	- 130.79	= 0.79	165	428	246	671
22	02/20/24	131	80	142	98	114	354	594	6275	48	130.73	- 131.58	= -0.85	165	428	246	671
23	02/27/24	130	0				0	0	6275	48	130.73	- 130.73	= 0.00	165	428	246	671
24	03/05/24	130	81	136	124	154	414	657	6689	51	131.16	- 130.73	= 0.43	165	428	246	671
25	03/12/24	131	0				0	0	6689	51	131.16	- 131.16	= 0.00	165	428	246	671
26	03/19/24	131	80	137	122	113	372	612	7061	54	130.76	- 131.16	= -0.40	165	428	246	671
27	03/26/24	130	0				0	0	7061	54	130.76	- 130.76	= 0.00	165	428	246	671
28	04/02/24	130	81	139	143	102	384	627	7445	57	130.61	- 130.76	= -0.15	165	428	246	671
29	04/09/24	130	81	141	117	154	412	655	7857	60	130.95	- 130.61	= 0.34	165	428	246	671
30	04/16/24	130	81	148	131	155	434	677	8291	63	131.60	- 130.95	= 0.65	165	434	246	677

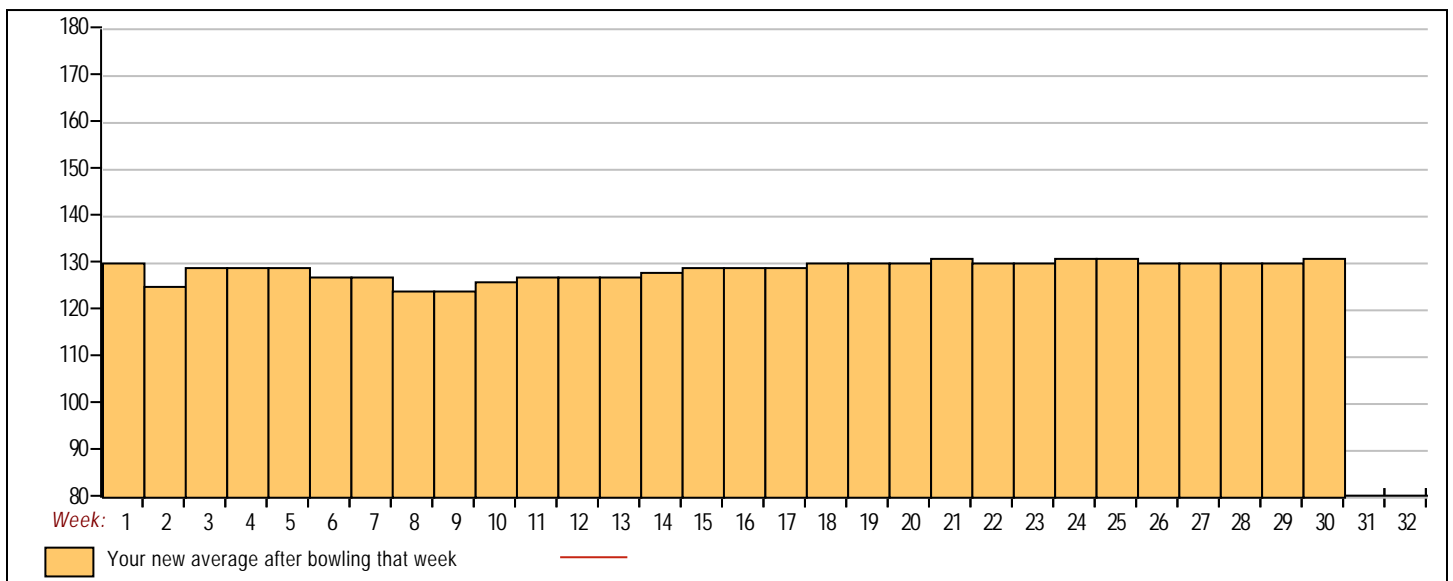


<u><100</u>	<u>100's</u>	<u>125's</u>	<u>150's</u>	<u>175's</u>	<u>200's</u>	<u>225's</u>	<u>250's</u>	<u>275's</u>	<u>300's</u>
3	19	32	9						
<u><400</u>	<u>400's</u>	<u>450's</u>	<u>500's</u>	<u>550's</u>	<u>600's</u>	<u>650's</u>	<u>700's</u>	<u>750's</u>	<u>800's</u>
11	10								

<u>Avg of Game 1</u>	<u>Avg of Game 2</u>	<u>Avg of Game 3</u>
133.19	126.33	135.29

High game of 165 on week 18 High series of 434 on week 30 High average of 131.60 after bowling week 30
 Low game of 93 on week 2 Low series of 323 on week 8 Low average of 124.22 after bowling week 8

High Scores by Game
 Game #1: 165 on week 18 Game #2: 161 on week 21 Game #3: 155 on week 30



Note: This report includes information through April 16 which is Week 30 of 32

Thomas Sin's Bowling Record - Team 29: Oop's

Week No.	Bowling Date	Old Avg	Old HDCP	-			Total	HDCP Total	Pins	Gms	---Average Change---			High Game	High Sers	HDCP Game	HDCP Sers		
				-1-	-2-	-3-					New	Old	---> +/-						
1	09/05/23	bk173	42	185	189	150	524	650	524	3	174.67	-	0.00	=	174.67	189	524	231	650
2	09/12/23	bk173	42	203	193	167	563	689	1087	6	181.17	-	174.67	=	6.50	203	563	245	689
3	09/19/23	bk173	42	199	153	161	513	639	1600	9	177.78	-	181.17	=	-3.39	203	563	245	689
4	09/26/23	177	38	177	188	174	539	653	2139	12	178.25	-	177.78	=	0.47	203	563	245	689
5	10/10/23	178	37	173	213	201	587	698	2726	15	181.73	-	178.25	=	3.48	213	587	250	698
6	10/17/23	181	35	157	149	178	484	589	3210	18	178.33	-	181.73	=	-3.40	213	587	250	698
7	10/24/23	178	37	133	202	150	485	596	3695	21	175.95	-	178.33	=	-2.38	213	587	250	698
8	10/31/23	175	40	135	171	189	495	615	4190	24	174.58	-	175.95	=	-1.37	213	587	250	698
9	11/07/23	174	41	197	206	188	591	714	4781	27	177.07	-	174.58	=	2.49	213	591	250	714
10	11/14/23	177	38	190	170	185	545	659	5326	30	177.53	-	177.07	=	0.46	213	591	250	714
11	11/21/23	177	38	181	169	170	520	634	5846	33	177.15	-	177.53	=	-0.38	213	591	250	714
12	11/28/23	177	38	155	174	182	511	625	6357	36	176.58	-	177.15	=	-0.57	213	591	250	714
13	12/05/23	176	39	167	173	145	485	602	6842	39	175.44	-	176.58	=	-1.15	213	591	250	714
14	12/12/23	175	0				0	0	6842	39	175.44	-	175.44	=	0.00	213	591	250	714
15	12/19/23	175	0				0	0	6842	39	175.44	-	175.44	=	0.00	213	591	250	714
16	01/09/24	175	40	161	156	163	480	600	7322	42	174.33	-	175.44	=	-1.10	213	591	250	714

End of 1st split

17	01/16/24	174	41	182	173	181	536	659	7858	45	174.62	-	174.33	=	0.29	213	591	250	714
18	01/23/24	174	41	159	169	202	530	653	8388	48	174.75	-	174.62	=	0.13	213	591	250	714
19	01/30/24	174	41	152	171	178	501	624	8889	51	174.29	-	174.75	=	-0.46	213	591	250	714
20	02/06/24	174	41	203	159	156	518	641	9407	54	174.20	-	174.29	=	-0.09	213	591	250	714
21	02/13/24	174	0				0	0	9407	54	174.20	-	174.20	=	0.00	213	591	250	714
22	02/20/24	174	41	a174	a174	a174	522	645	9407	54	174.20	-	174.20	=	0.00	213	591	250	714
23	02/27/24	174	41	a174	a174	a174	522	645	9407	54	174.20	-	174.20	=	0.00	213	591	250	714
24	03/05/24	174	41	160	194	159	513	636	9920	57	174.04	-	174.20	=	-0.17	213	591	250	714
25	03/12/24	174	41	126	123	167	416	539	10336	60	172.27	-	174.04	=	-1.77	213	591	250	714
26	03/19/24	172	0				0	0	10336	60	172.27	-	172.27	=	0.00	213	591	250	714
27	03/26/24	172	43	115	217	210	542	671	10878	63	172.67	-	172.27	=	0.40	217	591	260	714
28	04/02/24	172	43	169	206	178	553	682	11431	66	173.20	-	172.67	=	0.53	217	591	260	714
29	04/09/24	173	0				0	0	11431	66	173.20	-	173.20	=	0.00	217	591	260	714
30	04/16/24	173	42	159	180	150	489	615	11920	69	172.75	-	173.20	=	-0.44	217	591	260	714

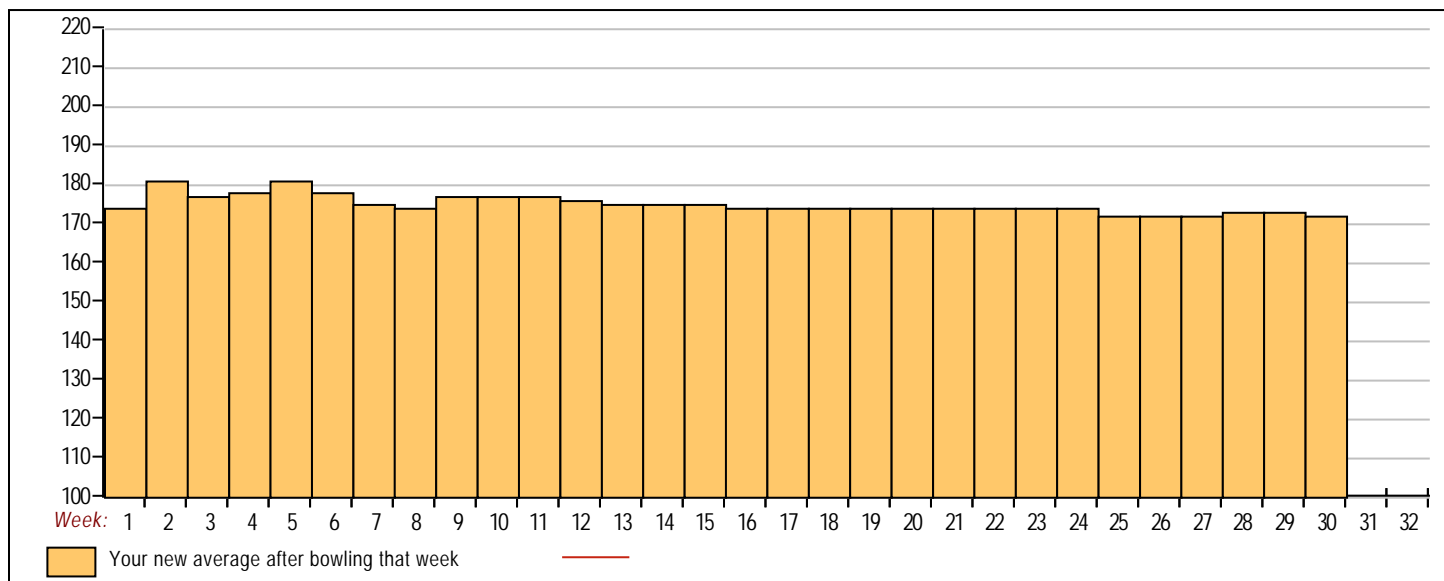


<u><100</u>	<u>100's</u>	<u>125's</u>	<u>150's</u>	<u>175's</u>	<u>200's</u>	<u>225's</u>	<u>250's</u>	<u>275's</u>	<u>300's</u>
	2	5	32	20	10				
<u><400</u>	<u>400's</u>	<u>450's</u>	<u>500's</u>	<u>550's</u>	<u>600's</u>	<u>650's</u>	<u>700's</u>	<u>750's</u>	<u>800's</u>
	1	6	12	4					

<u>Avg of Game 1</u>	<u>Avg of Game 2</u>	<u>Avg of Game 3</u>
166.87	178.17	173.22

High game of 217 on week 27 High series of 591 on week 9 High average of 181.73 after bowling week 5
 Low game of 115 on week 27 Low series of 416 on week 25 Low average of 172.27 after bowling week 25

High Scores by Game
 Game #1: 203 on week 2 Game #2: 217 on week 27 Game #3: 210 on week 27



Note: This report includes information through April 16 which is Week 30 of 32

Sam Chang's Bowling Record - Team 29: Oop's

Week No.	Bowling Date	Old Avg	Old HDCP	-1-	-2-	-3-	Total	HDCP Total	Pins	Gms	---Average Change---			High Game	High Sers	HDCP Game	HDCP Sers		
											New	Old	---> +/-						
1	09/05/23	bk202	0				0	0	0	0	-	0.00	=	0.00	0	0			
2	09/12/23	bk202	16	150	236	178	564	612	564	3	188.00	-	0.00	=	188.00	236	564	252	612
3	09/19/23	bk202	0				0	0	564	3	188.00	-	188.00	=	0.00	236	564	252	612
4	09/26/23	bk202	16	197	215	192	604	652	1168	6	194.67	-	188.00	=	6.67	236	604	252	652
5	10/10/23	bk202	16	263	208	170	641	689	1809	9	201.00	-	194.67	=	6.33	263	641	279	689
6	10/17/23	201	0				0	0	1809	9	201.00	-	201.00	=	0.00	263	641	279	689
7	10/24/23	201	0				0	0	1809	9	201.00	-	201.00	=	0.00	263	641	279	689
8	10/31/23	201	0				0	0	1809	9	201.00	-	201.00	=	0.00	263	641	279	689
9	11/07/23	201	0				0	0	1809	9	201.00	-	201.00	=	0.00	263	641	279	689
10	11/14/23	201	0				0	0	1809	9	201.00	-	201.00	=	0.00	263	641	279	689
11	11/21/23	201	0				0	0	1809	9	201.00	-	201.00	=	0.00	263	641	279	689
12	11/28/23	201	17	185	209	169	563	614	2372	12	197.67	-	201.00	=	-3.33	263	641	279	689
13	12/05/23	197	20	205	224	189	618	678	2990	15	199.33	-	197.67	=	1.67	263	641	279	689
14	12/12/23	199	18	203	145	268	616	670	3606	18	200.33	-	199.33	=	1.00	268	641	286	689
15	12/19/23	200	18	183	206	173	562	616	4168	21	198.48	-	200.33	=	-1.86	268	641	286	689
16	01/09/24	198	0				0	0	4168	21	198.48	-	198.48	=	0.00	268	641	286	689

End of 1st split

17	01/16/24	198	19	219	229	202	650	707	4818	24	200.75	-	198.48	=	2.27	268	650	286	707
18	01/23/24	200	0				0	0	4818	24	200.75	-	200.75	=	0.00	268	650	286	707
19	01/30/24	200	18	150	193	222	565	619	5383	27	199.37	-	200.75	=	-1.38	268	650	286	707
20	02/06/24	199	0				0	0	5383	27	199.37	-	199.37	=	0.00	268	650	286	707
21	02/13/24	199	18	164	216	215	595	649	5978	30	199.27	-	199.37	=	-0.10	268	650	286	707
22	02/20/24	199	0				0	0	5978	30	199.27	-	199.27	=	0.00	268	650	286	707
23	02/27/24	199	18	189	157	154	500	554	6478	33	196.30	-	199.27	=	-2.96	268	650	286	707
24	03/05/24	196	0				0	0	6478	33	196.30	-	196.30	=	0.00	268	650	286	707
25	03/12/24	196	21	213	158	170	541	604	7019	36	194.97	-	196.30	=	-1.33	268	650	286	707
26	03/19/24	194	23	268	246	192	706	775	7725	39	198.08	-	194.97	=	3.10	268	706	291	775
27	03/26/24	198	19	191	221	212	624	681	8349	42	198.79	-	198.08	=	0.71	268	706	291	775
28	04/02/24	198	0				0	0	8349	42	198.79	-	198.79	=	0.00	268	706	291	775
29	04/09/24	198	19	180	202	215	597	654	8946	45	198.80	-	198.79	=	0.01	268	706	291	775
30	04/16/24	198	19				0	0	8946	45	198.80	-	198.80	=	0.00	268	706	291	775

<u><100</u>	<u>100's</u>	<u>125's</u>	<u>150's</u>	<u>175's</u>	<u>200's</u>	<u>225's</u>	<u>250's</u>	<u>275's</u>	<u>300's</u>
		1	10	11	17	3	3		
<u><400</u>	<u>400's</u>	<u>450's</u>	<u>500's</u>	<u>550's</u>	<u>600's</u>	<u>650's</u>	<u>700's</u>	<u>750's</u>	<u>800's</u>
			2	6	5	1	1		
			<u>Avg of Game 1</u>	<u>Avg of Game 2</u>	<u>Avg of Game 3</u>				
			197.33	204.33	194.73				

High game of 268 on week 14 High series of 706 on week 26 High average of 201.00 after bowling week 5
 Low game of 145 on week 14 Low series of 500 on week 23 Low average of 188.00 after bowling week 2

High Scores by Game

Game #1: 268 on week 26 Game #2: 246 on week 26 Game #3: 268 on week 14

