

Note: This report includes information through April 23 which is Week 31 of 32

Michael Ibay's Bowling Record - Team 28: Team 28

Week No.	Bowling Date	Old Avg	Old HDCP	-			Total	HDCP Total	Pins	Gms	---Average Change---			High Game	High Sers	HDCP Game	HDCP Sers		
				-1-	-2-	-3-					New	Old	---> +/-						
1	09/05/23	bk183	33	182	144	175	501	600	501	3	167.00	-	0.00	=	167.00	182	501	215	600
2	09/12/23	bk183	33	151	205	165	521	620	1022	6	170.33	-	167.00	=	3.33	205	521	238	620
3	09/19/23	bk183	33	156	147	154	457	556	1479	9	164.33	-	170.33	=	-6.00	205	521	238	620
4	09/26/23	173	42	179	179	184	542	668	2021	12	168.42	-	164.33	=	4.08	205	542	238	668
5	10/10/23	173	42	205	147	189	541	667	2562	15	170.80	-	168.42	=	2.38	205	542	247	668
6	10/17/23	173	42	180	131	137	448	574	3010	18	167.22	-	170.80	=	-3.58	205	542	247	668
7	10/24/23	173	42	193	180	188	561	687	3571	21	170.05	-	167.22	=	2.83	205	561	247	687
8	10/31/23	173	42	210	236	174	620	746	4191	24	174.63	-	170.05	=	4.58	236	620	278	746
9	11/07/23	174	41	230	201	155	586	709	4777	27	176.93	-	174.63	=	2.30	236	620	278	746
10	11/14/23	176	39	206	126	202	534	651	5311	30	177.03	-	176.93	=	0.11	236	620	278	746
11	11/21/23	177	38	179	158	169	506	620	5817	33	176.27	-	177.03	=	-0.76	236	620	278	746
12	11/28/23	176	39	231	118	169	518	635	6335	36	175.97	-	176.27	=	-0.30	236	620	278	746
13	12/05/23	175	40	184	195	214	593	713	6928	39	177.64	-	175.97	=	1.67	236	620	278	746
14	12/12/23	177	38	157	198	185	540	654	7468	42	177.81	-	177.64	=	0.17	236	620	278	746
15	12/19/23	177	38	159	130	176	465	579	7933	45	176.29	-	177.81	=	-1.52	236	620	278	746
16	01/09/24	176	39	197	199	169	565	682	8498	48	177.04	-	176.29	=	0.75	236	620	278	746

End of 1st split

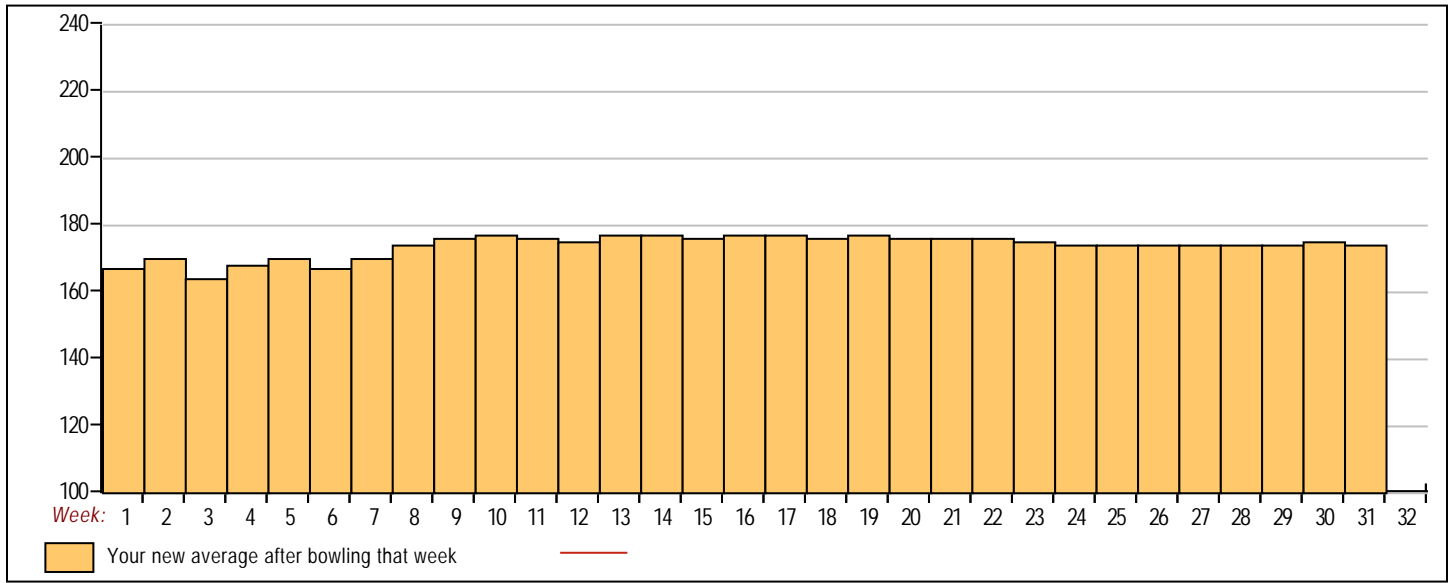
17	01/16/24	177	38	175	162	195	532	646	9030	51	177.06	-	177.04	=	0.02	236	620	278	746
18	01/23/24	177	38	148	198	133	479	593	9509	54	176.09	-	177.06	=	-0.97	236	620	278	746
19	01/30/24	176	39	210	212	187	609	726	10118	57	177.51	-	176.09	=	1.42	236	620	278	746
20	02/06/24	177	38	188	135	162	485	599	10603	60	176.72	-	177.51	=	-0.79	236	620	278	746
21	02/13/24	176	39	179	177	168	524	641	11127	63	176.62	-	176.72	=	-0.10	236	620	278	746
22	02/20/24	176	39	a176	a176	a176	528	645	11127	63	176.62	-	176.62	=	0.00	236	620	278	746
23	02/27/24	176	39	160	164	143	467	584	11594	66	175.67	-	176.62	=	-0.95	236	620	278	746
24	03/05/24	175	40	154	161	149	464	584	12058	69	174.75	-	175.67	=	-0.91	236	620	278	746
25	03/12/24	174	41	169	174	196	539	662	12597	72	174.96	-	174.75	=	0.20	236	620	278	746
26	03/19/24	174	41	146	161	161	468	591	13065	75	174.20	-	174.96	=	-0.76	236	620	278	746
27	03/26/24	174	41	136	151	227	514	637	13579	78	174.09	-	174.20	=	-0.11	236	620	278	746
28	04/02/24	174	41	204	162	183	549	672	14128	81	174.42	-	174.09	=	0.33	236	620	278	746
29	04/09/24	174	41	134	170	213	517	640	14645	84	174.35	-	174.42	=	-0.07	236	620	278	746
30	04/16/24	174	41	201	179	216	596	719	15241	87	175.18	-	174.35	=	0.84	236	620	278	746
31	04/23/24	175	40	192	126	170	488	608	15729	90	174.77	-	175.18	=	-0.42	236	620	278	746

<100	100's	125's	150's	175's	200's	225's	250's	275's	300's
	1	16	27	29	13	4			
<400	400's	450's	500's	550's	600's	650's	700's	750's	800's
	1	8	14	5	2				

Avg of Game 1	Avg of Game 2	Avg of Game 3
179.83	167.53	176.93

High game of 236 on week 8 High series of 620 on week 8 High average of 177.81 after bowling week 14
 Low game of 118 on week 12 Low series of 448 on week 6 Low average of 164.33 after bowling week 3

High Scores by Game
 Game #1: 231 on week 12 Game #2: 236 on week 8 Game #3: 227 on week 27



Note: This report includes information through April 23 which is Week 31 of 32

Raymond Cai's Bowling Record - Team 28: Team 28

Week No.	Bowling Date	Old Avg	Old HDCP	-1-	-2-	-3-	Total	HDCP Total	Pins	Gms	---Average Change---			High Game	High Sers	HDCP Game	HDCP Sers		
											New	Old	---> +/-						
1	09/05/23	bk195	22	213	208	192	613	679	613	3	204.33	-	0.00	=	204.33	213	613	235	679
2	09/12/23	bk195	22	186	179	191	556	622	1169	6	194.83	-	204.33	=	-9.50	213	613	235	679
3	09/19/23	bk195	22	200	206	171	577	643	1746	9	194.00	-	194.83	=	-0.83	213	613	235	679
4	09/26/23	194	23	188	179	209	576	645	2322	12	193.50	-	194.00	=	-0.50	213	613	235	679
5	10/10/23	193	24	221	154	177	552	624	2874	15	191.60	-	193.50	=	-1.90	221	613	245	679
6	10/17/23	191	26	207	195	192	594	672	3468	18	192.67	-	191.60	=	1.07	221	613	245	679
7	10/24/23	192	25	245	266	203	714	789	4182	21	199.14	-	192.67	=	6.48	266	714	291	789
8	10/31/23	199	18	156	180	197	533	587	4715	24	196.46	-	199.14	=	-2.68	266	714	291	789
9	11/07/23	196	21	177	164	214	555	618	5270	27	195.19	-	196.46	=	-1.27	266	714	291	789
10	11/14/23	195	22	155	171	202	528	594	5798	30	193.27	-	195.19	=	-1.92	266	714	291	789
11	11/21/23	193	24	182	144	150	476	548	6274	33	190.12	-	193.27	=	-3.15	266	714	291	789
12	11/28/23	190	27	166	166	165	497	578	6771	36	188.08	-	190.12	=	-2.04	266	714	291	789
13	12/05/23	188	28	156	201	232	589	673	7360	39	188.72	-	188.08	=	0.63	266	714	291	789
14	12/12/23	188	28	202	176	182	560	644	7920	42	188.57	-	188.72	=	-0.15	266	714	291	789
15	12/19/23	188	28	204	196	232	632	716	8552	45	190.04	-	188.57	=	1.47	266	714	291	789
16	01/09/24	190	27	204	203	165	572	653	9124	48	190.08	-	190.04	=	0.04	266	714	291	789

End of 1st split

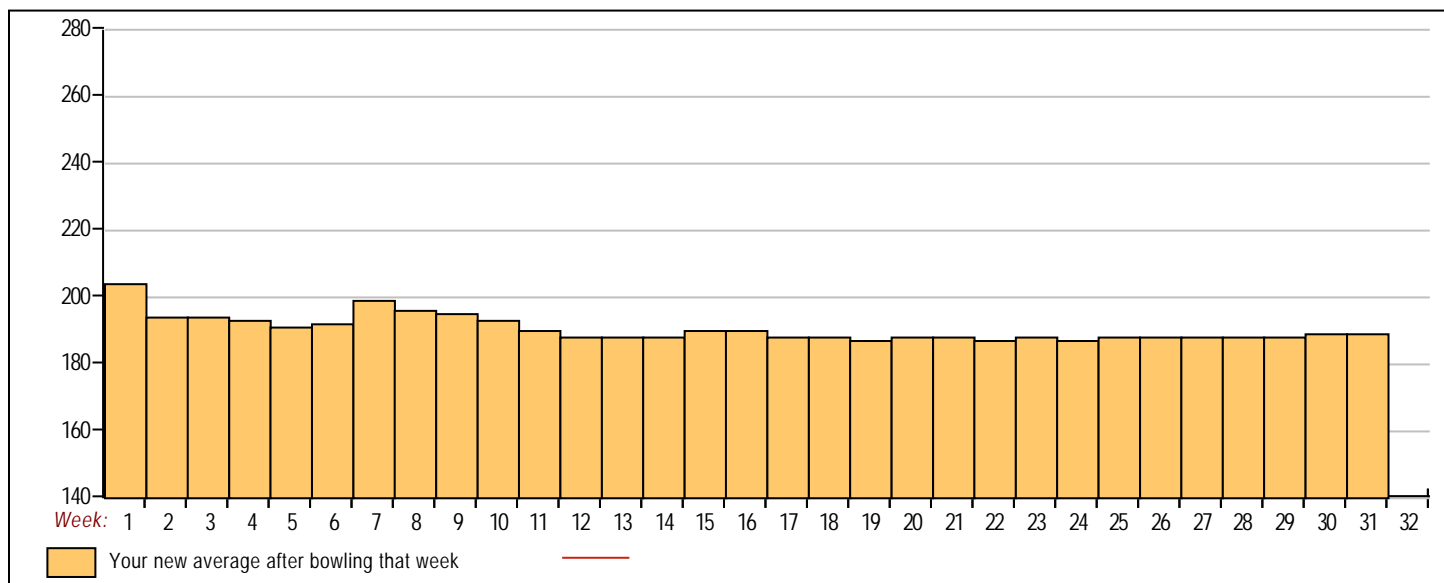
17	01/16/24	190	27	144	157	182	483	564	9607	51	188.37	-	190.08	=	-1.71	266	714	291	789
18	01/23/24	188	28	183	172	201	556	640	10163	54	188.20	-	188.37	=	-0.17	266	714	291	789
19	01/30/24	188	28	149	206	184	539	623	10702	57	187.75	-	188.20	=	-0.45	266	714	291	789
20	02/06/24	187	29	200	192	192	584	671	11286	60	188.10	-	187.75	=	0.35	266	714	291	789
21	02/13/24	188	28	a188	a188	a188	564	648	11286	60	188.10	-	188.10	=	0.00	266	714	291	789
22	02/20/24	188	28	185	144	188	517	601	11803	63	187.35	-	188.10	=	-0.75	266	714	291	789
23	02/27/24	187	29	211	208	190	609	696	12412	66	188.06	-	187.35	=	0.71	266	714	291	789
24	03/05/24	188	28	169	207	174	550	634	12962	69	187.86	-	188.06	=	-0.21	266	714	291	789
25	03/12/24	187	29	190	225	227	642	729	13604	72	188.94	-	187.86	=	1.09	266	714	291	789
26	03/19/24	188	28	160	207	187	554	638	14158	75	188.77	-	188.94	=	-0.17	266	714	291	789
27	03/26/24	188	28	164	188	157	509	593	14667	78	188.04	-	188.77	=	-0.73	266	714	291	789
28	04/02/24	188	28	164	211	211	586	670	15253	81	188.31	-	188.04	=	0.27	266	714	291	789
29	04/09/24	188	28	177	235	192	604	688	15857	84	188.77	-	188.31	=	0.47	266	714	291	789
30	04/16/24	188	28	253	209	149	611	695	16468	87	189.29	-	188.77	=	0.51	266	714	291	789
31	04/23/24	189	27	173	210	166	549	630	17017	90	189.08	-	189.29	=	-0.21	266	714	291	789

<100	100's	125's	150's	175's	200's	225's	250's	275's	300's
		5	22	29	26	6	2		
<400	400's	450's	500's	550's	600's	650's	700's	750's	800's
		3	6	14	6		1		

Avg of Game 1	Avg of Game 2	Avg of Game 3
186.13	191.97	189.13

High game of 266 on week 7 High series of 714 on week 7 High average of 204.33 after bowling week 1
 Low game of 144 on week 11 Low series of 476 on week 11 Low average of 187.35 after bowling week 22

High Scores by Game
 Game #1: 253 on week 30 Game #2: 266 on week 7 Game #3: 232 on week 13



Note: This report includes information through April 23 which is Week 31 of 32

Pak Ko's Bowling Record - Team 28: Team 28

Week No.	Bowling Date	Old Avg	Old HDCP	-1-	-2-	-3-	Total	HDCP Total	Pins	Gms	---Average Change---			High Game	High Sers	HDCP Game	HDCP Sers		
											New	Old	---> +/-						
1	09/05/23	bk189	27	192	176	168	536	617	536	3	178.67	-	0.00	=	178.67	192	536	219	617
2	09/12/23	bk189	27	a189	a189	a189	567	648	536	3	178.67	-	178.67	=	0.00	192	536	219	617
3	09/19/23	bk189	27	a189	a189	a189	567	648	536	3	178.67	-	178.67	=	0.00	192	536	219	617
4	09/26/23	bk189	27	222	246	161	629	710	1165	6	194.17	-	178.67	=	15.50	246	629	273	710
5	10/10/23	bk189	27	a189	a189	a189	567	648	1165	6	194.17	-	194.17	=	0.00	246	629	273	710
6	10/17/23	bk189	27	211	208	151	570	657	1735	9	192.78	-	194.17	=	-1.39	246	629	273	710
7	10/24/23	192	0				0	0	1735	9	192.78	-	192.78	=	0.00	246	629	273	710
8	10/31/23	192	25	a192	a192	a192	576	651	1735	9	192.78	-	192.78	=	0.00	246	629	273	710
9	11/07/23	192	25	a192	a192	a192	576	651	1735	9	192.78	-	192.78	=	0.00	246	629	273	710
10	11/14/23	192	25	190	214	165	569	644	2304	12	192.00	-	192.78	=	-0.78	246	629	273	710
11	11/21/23	192	25	259	177	230	666	741	2970	15	198.00	-	192.00	=	6.00	259	666	284	741
12	11/28/23	198	19	216	210	219	645	702	3615	18	200.83	-	198.00	=	2.83	259	666	284	741
13	12/05/23	200	18	a200	a200	a200	600	654	3615	18	200.83	-	200.83	=	0.00	259	666	284	741
14	12/12/23	200	18	156	183	194	533	587	4148	21	197.52	-	200.83	=	-3.31	259	666	284	741
15	12/19/23	197	0				0	0	4148	21	197.52	-	197.52	=	0.00	259	666	284	741
16	01/09/24	197	20	a197	a197	a197	591	651	4148	21	197.52	-	197.52	=	0.00	259	666	284	741

End of 1st split

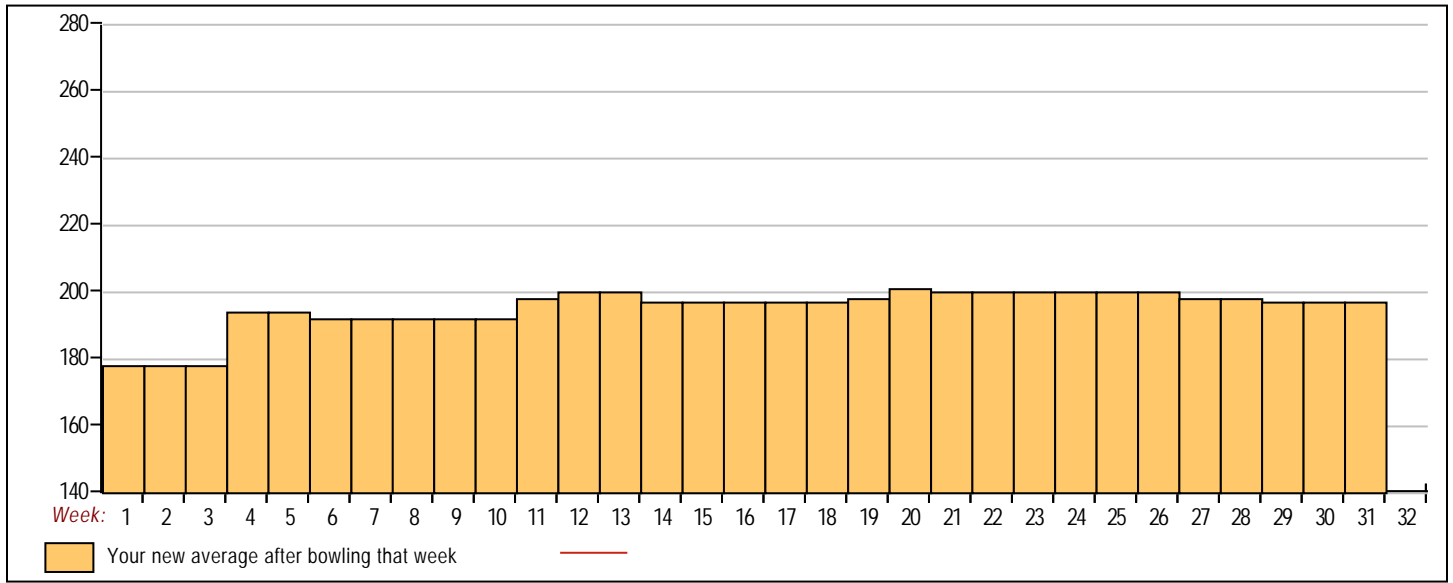
17	01/16/24	197	20	a197	a197	a197	591	651	4148	21	197.52	-	197.52	=	0.00	259	666	284	741
18	01/23/24	197	20	a197	a197	a197	591	651	4148	21	197.52	-	197.52	=	0.00	259	666	284	741
19	01/30/24	197	20	219	198	202	619	679	4767	24	198.63	-	197.52	=	1.10	259	666	284	741
20	02/06/24	198	19	178	220	268	666	723	5433	27	201.22	-	198.63	=	2.60	268	666	287	741
21	02/13/24	201	17	205	184	193	582	633	6015	30	200.50	-	201.22	=	-0.72	268	666	287	741
22	02/20/24	200	18	a200	a200	a200	600	654	6015	30	200.50	-	200.50	=	0.00	268	666	287	741
23	02/27/24	200	18	225	183	195	603	657	6618	33	200.55	-	200.50	=	0.05	268	666	287	741
24	03/05/24	200	18	a200	a200	a200	600	654	6618	33	200.55	-	200.55	=	0.00	268	666	287	741
25	03/12/24	200	18	a200	a200	a200	600	654	6618	33	200.55	-	200.55	=	0.00	268	666	287	741
26	03/19/24	200	18	230	178	176	584	638	7202	36	200.06	-	200.55	=	-0.49	268	666	287	741
27	03/26/24	200	18	156	183	183	522	576	7724	39	198.05	-	200.06	=	-2.00	268	666	287	741
28	04/02/24	198	19	a198	a198	a198	594	651	7724	39	198.05	-	198.05	=	0.00	268	666	287	741
29	04/09/24	198	19	206	217	158	581	638	8305	42	197.74	-	198.05	=	-0.31	268	666	287	741
30	04/16/24	197	20	a197	a197	a197	591	651	8305	42	197.74	-	197.74	=	0.00	268	666	287	741
31	04/23/24	197	20	a197	a197	a197	591	651	8305	42	197.74	-	197.74	=	0.00	268	666	287	741

<u><100</u>	<u>100's</u>	<u>125's</u>	<u>150's</u>	<u>175's</u>	<u>200's</u>	<u>225's</u>	<u>250's</u>	<u>275's</u>	<u>300's</u>
			7	16	13	4	2		
<u><400</u>	<u>400's</u>	<u>450's</u>	<u>500's</u>	<u>550's</u>	<u>600's</u>	<u>650's</u>	<u>700's</u>	<u>750's</u>	<u>800's</u>
			3	5	4	2			

<u>Avg of Game 1</u>	<u>Avg of Game 2</u>	<u>Avg of Game 3</u>
204.64	198.36	190.21

High game of 268 on week 20 High series of 666 on week 11 High average of 201.22 after bowling week 20
 Low game of 151 on week 6 Low series of 522 on week 27 Low average of 178.67 after bowling week 1

High Scores by Game
 Game #1: 259 on week 11 Game #2: 246 on week 4 Game #3: 268 on week 20



Note: This report includes information through April 23 which is Week 31 of 32

Raymond Yu's Bowling Record - Team 28: Team 28

Week No.	Bowling Date	Old Avg	Old HDCP	-1-	-2-	-3-	Total	HDCP Total	Pins	Gms	---Average Change---			High Game	High Sers	HDCP Game	HDCP Sers		
											New	Old	---> +/-						
1	09/05/23	bk148	0				0	0	0	0	-	0.00	=	0.00	0	0			
2	09/12/23	bk148	0				0	0	0	0	-	0.00	=	0.00	0	0			
3	09/19/23	bk148	0				0	0	0	0	-	0.00	=	0.00	0	0			
4	09/26/23	bk148	0				0	0	0	0	-	0.00	=	0.00	0	0			
5	10/10/23	bk148	0				0	0	0	0	-	0.00	=	0.00	0	0			
6	10/17/23	bk148	0				0	0	0	0	-	0.00	=	0.00	0	0			
7	10/24/23	bk148	64	155	149	160	464	656	464	3	154.67	-	0.00	=	154.67	160	464	224	656
8	10/31/23	bk148	0				0	0	464	3	154.67	-	154.67	=	0.00	160	464	224	656
9	11/07/23	bk148	0				0	0	464	3	154.67	-	154.67	=	0.00	160	464	224	656
10	11/14/23	bk148	0				0	0	464	3	154.67	-	154.67	=	0.00	160	464	224	656
11	11/21/23	bk148	0				0	0	464	3	154.67	-	154.67	=	0.00	160	464	224	656
12	11/28/23	bk148	0				0	0	464	3	154.67	-	154.67	=	0.00	160	464	224	656
13	12/05/23	bk148	0				0	0	464	3	154.67	-	154.67	=	0.00	160	464	224	656
14	12/12/23	bk148	0				0	0	464	3	154.67	-	154.67	=	0.00	160	464	224	656
15	12/19/23	bk148	64	199	154	127	480	672	944	6	157.33	-	154.67	=	2.67	199	480	263	672
16	01/09/24	bk148	0				0	0	944	6	157.33	-	157.33	=	0.00	199	480	263	672

End of 1st split

17	01/16/24	bk148	0				0	0	944	6	157.33	-	157.33	=	0.00	199	480	263	672
18	01/23/24	bk148	0				0	0	944	6	157.33	-	157.33	=	0.00	199	480	263	672
19	01/30/24	bk148	0				0	0	944	6	157.33	-	157.33	=	0.00	199	480	263	672
20	02/06/24	bk148	0				0	0	944	6	157.33	-	157.33	=	0.00	199	480	263	672
21	02/13/24	bk148	0				0	0	944	6	157.33	-	157.33	=	0.00	199	480	263	672
22	02/20/24	bk148	0				0	0	944	6	157.33	-	157.33	=	0.00	199	480	263	672
23	02/27/24	bk148	0				0	0	944	6	157.33	-	157.33	=	0.00	199	480	263	672
24	03/05/24	bk148	0				0	0	944	6	157.33	-	157.33	=	0.00	199	480	263	672
25	03/12/24	bk148	0				0	0	944	6	157.33	-	157.33	=	0.00	199	480	263	672
26	03/19/24	bk148	0				0	0	944	6	157.33	-	157.33	=	0.00	199	480	263	672
27	03/26/24	bk148	0				0	0	944	6	157.33	-	157.33	=	0.00	199	480	263	672
28	04/02/24	bk148	0				0	0	944	6	157.33	-	157.33	=	0.00	199	480	263	672
29	04/09/24	bk148	0				0	0	944	6	157.33	-	157.33	=	0.00	199	480	263	672
30	04/16/24	bk148	0				0	0	944	6	157.33	-	157.33	=	0.00	199	480	263	672
31	04/23/24	bk148	64				0	0	944	6	157.33	-	157.33	=	0.00	199	480	263	672



<u><100</u>	<u>100's</u>	<u>125's</u>	<u>150's</u>	<u>175's</u>	<u>200's</u>	<u>225's</u>	<u>250's</u>	<u>275's</u>	<u>300's</u>
		2	3	1					
<u><400</u>	<u>400's</u>	<u>450's</u>	<u>500's</u>	<u>550's</u>	<u>600's</u>	<u>650's</u>	<u>700's</u>	<u>750's</u>	<u>800's</u>
		2							

<u>Avg of Game 1</u>	<u>Avg of Game 2</u>	<u>Avg of Game 3</u>
177.00	151.50	143.50

High game of 199 on week 15 High series of 480 on week 15 High average of 157.33 after bowling week 15
 Low game of 127 on week 15 Low series of 464 on week 7 Low average of 154.67 after bowling week 7

High Scores by Game
 Game #1: 199 on week 15 Game #2: 154 on week 15 Game #3: 160 on week 7

