

Note: This report includes information through April 23 which is Week 31 of 32

Juan Almanza's Bowling Record - Team 25: Team 25

Week No.	Bowling Date	Old Avg	Old HDCP	-1-	-2-	-3-	Total	HDCP Total	Pins	Gms	---Average Change---			High Game	High Sers	HDCP Game	HDCP Sers		
											New	Old	---> +/-						
1	09/05/23	bk201	17	225	213	148	586	637	586	3	195.33	-	0.00	=	195.33	225	586	242	637
2	09/12/23	bk201	17	187	194	177	558	609	1144	6	190.67	-	195.33	=	-4.67	225	586	242	637
3	09/19/23	bk201	17	238	196	162	596	647	1740	9	193.33	-	190.67	=	2.67	238	596	255	647
4	09/26/23	193	24	216	177	186	579	651	2319	12	193.25	-	193.33	=	-0.08	238	596	255	651
5	10/10/23	193	24	200	156	192	548	620	2867	15	191.13	-	193.25	=	-2.12	238	596	255	651
6	10/17/23	191	26	151	175	223	549	627	3416	18	189.78	-	191.13	=	-1.36	238	596	255	651
7	10/24/23	191	26	160	202	235	597	675	4013	21	191.10	-	189.78	=	1.32	238	597	261	675
8	10/31/23	191	26	190	181	202	573	651	4586	24	191.08	-	191.10	=	-0.01	238	597	261	675
9	11/07/23	191	26	247	227	226	700	778	5286	27	195.78	-	191.08	=	4.69	247	700	273	778
10	11/14/23	195	22	206	225	187	618	684	5904	30	196.80	-	195.78	=	1.02	247	700	273	778
11	11/21/23	196	21	173	159	153	485	548	6389	33	193.61	-	196.80	=	-3.19	247	700	273	778
12	11/28/23	193	0				0	0	6389	33	193.61	-	193.61	=	0.00	247	700	273	778
13	12/05/23	193	24	a193	a193	a193	579	651	6389	33	193.61	-	193.61	=	0.00	247	700	273	778
14	12/12/23	193	24	a193	a193	a193	579	651	6389	33	193.61	-	193.61	=	0.00	247	700	273	778
15	12/19/23	193	0				0	0	6389	33	193.61	-	193.61	=	0.00	247	700	273	778
16	01/09/24	193	24	a193	a193	a193	579	651	6389	33	193.61	-	193.61	=	0.00	247	700	273	778

End of 1st split

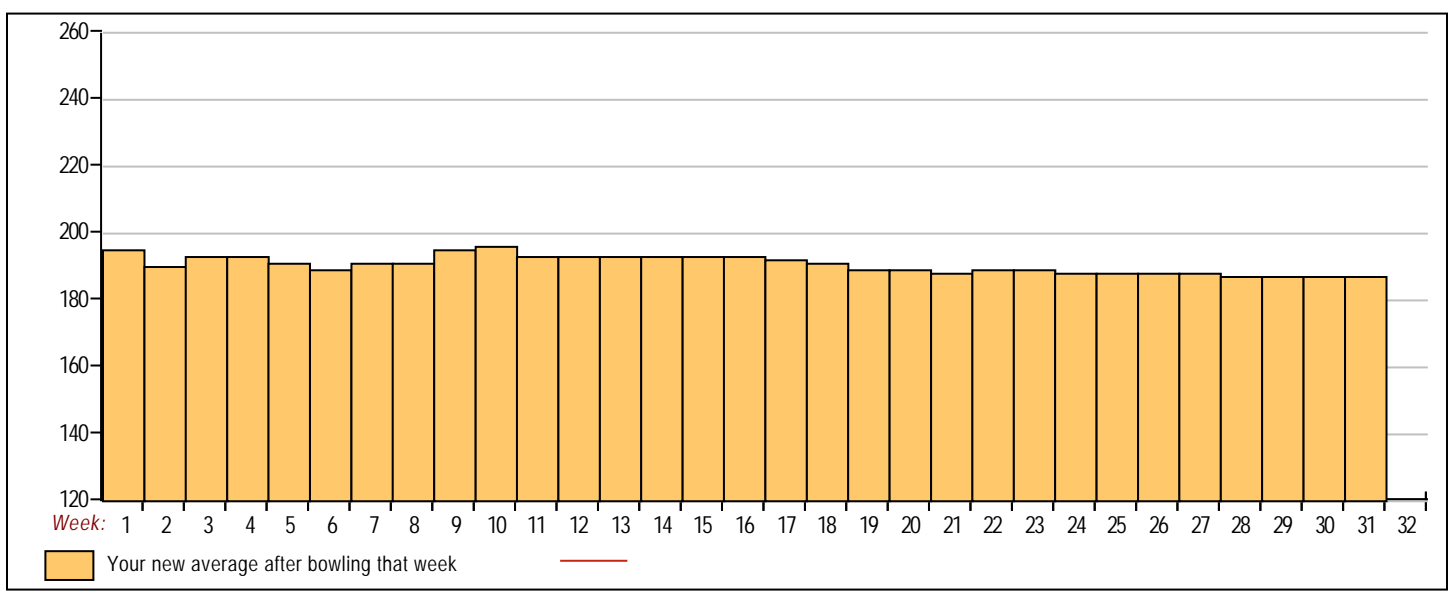
17	01/16/24	193	24	172	201	178	551	623	6940	36	192.78	-	193.61	=	-0.83	247	700	273	778
18	01/23/24	192	25	176	232	138	546	621	7486	39	191.95	-	192.78	=	-0.83	247	700	273	778
19	01/30/24	191	26	164	145	169	478	556	7964	42	189.62	-	191.95	=	-2.33	247	700	273	778
20	02/06/24	191	26	166	201	199	566	644	8530	45	189.56	-	189.62	=	-0.06	247	700	273	778
21	02/13/24	191	26	176	178	158	512	590	9042	48	188.38	-	189.56	=	-1.18	247	700	273	778
22	02/20/24	191	26	212	189	225	626	704	9668	51	189.57	-	188.38	=	1.19	247	700	273	778
23	02/27/24	191	26	a191	a191	a191	573	651	9668	51	189.57	-	189.57	=	0.00	247	700	273	778
24	03/05/24	191	26	160	180	163	503	581	10171	54	188.35	-	189.57	=	-1.22	247	700	273	778
25	03/12/24	191	26	186	191	185	562	640	10733	57	188.30	-	188.35	=	-0.05	247	700	273	778
26	03/19/24	191	26	145	184	225	554	632	11287	60	188.12	-	188.30	=	-0.18	247	700	273	778
27	03/26/24	191	26	179	191	191	561	639	11848	63	188.06	-	188.12	=	-0.05	247	700	273	778
28	04/02/24	191	26	178	136	209	523	601	12371	66	187.44	-	188.06	=	-0.62	247	700	273	778
29	04/09/24	191	26	166	178	223	567	645	12938	69	187.51	-	187.44	=	0.07	247	700	273	778
30	04/16/24	191	26	169	196	207	572	650	13510	72	187.64	-	187.51	=	0.13	247	700	273	778
31	04/23/24	191	26	168	172	237	577	655	14087	75	187.83	-	187.64	=	0.19	247	700	273	778

<100	100's	125's	150's	175's	200's	225's	250's	275's	300's
		5	18	28	13	11			
<400	400's	450's	500's	550's	600's	650's	700's	750's	800's
		2	6	14	2		1		

Avg of Game 1	Avg of Game 2	Avg of Game 3
184.40	187.16	191.92

High game of 247 on week 9 High series of 700 on week 9 High average of 196.80 after bowling week 10
 Low game of 136 on week 28 Low series of 478 on week 19 Low average of 187.44 after bowling week 28

High Scores by Game
 Game #1: 247 on week 9 Game #2: 232 on week 18 Game #3: 237 on week 31



Note: This report includes information through April 23 which is Week 31 of 32

Richard Russitano's Bowling Record - Team 25: Team 25

Week No.	Bowling Date	Old Avg	Old HDCP	-1-	-2-	-3-	Total	HDCP		Pins	Gms	---Average Change---			High Game	High Sers	HDCP Game	HDCP Sers	
								Total	Total			New	Old	---> +/-					
1	09/05/23	201	17	191	216	198	605	656	605	3	201.67	-	0.00	=	201.67	216	605		
2	09/12/23	201	17	189	203	209	601	652	1206	6	201.00	-	201.67	=	-0.67	216	605		
3	09/19/23	217	2	266	231	253	750	756	1956	9	217.33	-	201.00	=	16.33	266	750		
4	09/26/23	217	2	247	180	233	660	666	2616	12	218.00	-	217.33	=	0.67	266	750	249	666
5	10/10/23	218	1	185	203	163	551	554	3167	15	211.13	-	218.00	=	-6.87	266	750	249	666
6	10/17/23	211	8	227	202	157	586	610	3753	18	208.50	-	211.13	=	-2.63	266	750	249	666
7	10/24/23	208	10	a208	a208	a208	624	654	3753	18	208.50	-	208.50	=	0.00	266	750	249	666
8	10/31/23	208	10	172	224	193	589	619	4342	21	206.76	-	208.50	=	-1.74	266	750	249	666
9	11/07/23	206	12	235	230	214	679	715	5021	24	209.21	-	206.76	=	2.45	266	750	249	715
10	11/14/23	209	9	184	184	175	543	570	5564	27	206.07	-	209.21	=	-3.13	266	750	249	715
11	11/21/23	206	12	166	253	187	606	642	6170	30	205.67	-	206.07	=	-0.41	266	750	265	715
12	11/28/23	205	13	222	206	203	631	670	6801	33	206.09	-	205.67	=	0.42	266	750	265	715
13	12/05/23	206	12	194	184	232	610	646	7411	36	205.86	-	206.09	=	-0.23	266	750	265	715
14	12/12/23	205	13	205	258	246	709	748	8120	39	208.21	-	205.86	=	2.34	266	750	271	748
15	12/19/23	208	10	247	233	218	698	728	8818	42	209.95	-	208.21	=	1.75	266	750	271	748
16	01/09/24	209	9	219	226	190	635	662	9453	45	210.07	-	209.95	=	0.11	266	750	271	748

End of 1st split

17	01/16/24	210	9	199	178	236	613	640	10066	48	209.71	-	210.07	=	-0.36	266	750	271	748
18	01/23/24	209	9	179	221	213	613	640	10679	51	209.39	-	209.71	=	-0.32	266	750	271	748
19	01/30/24	209	9	241	202	164	607	634	11286	54	209.00	-	209.39	=	-0.39	266	750	271	748
20	02/06/24	209	9	149	249	205	603	630	11889	57	208.58	-	209.00	=	-0.42	266	750	271	748
21	02/13/24	208	10	237	192	213	642	672	12531	60	208.85	-	208.58	=	0.27	266	750	271	748
22	02/20/24	208	0				0	0	12531	60	208.85	-	208.85	=	0.00	266	750	271	748
23	02/27/24	208	10	198	165	256	619	649	13150	63	208.73	-	208.85	=	-0.12	266	750	271	748
24	03/05/24	208	10	191	178	160	529	559	13679	66	207.26	-	208.73	=	-1.47	266	750	271	748
25	03/12/24	207	11	145	226	176	547	580	14226	69	206.17	-	207.26	=	-1.08	266	750	271	748
26	03/19/24	206	12	a206	a206	a206	618	654	14226	69	206.17	-	206.17	=	0.00	266	750	271	748
27	03/26/24	206	12	171	161	227	559	595	14785	72	205.35	-	206.17	=	-0.83	266	750	271	748
28	04/02/24	205	13	210	170	224	604	643	15389	75	205.19	-	205.35	=	-0.16	266	750	271	748
29	04/09/24	205	13	a205	a205	a205	615	654	15389	75	205.19	-	205.19	=	0.00	266	750	271	748
30	04/16/24	205	13	202	206	214	622	661	16011	78	205.27	-	205.19	=	0.08	266	750	271	748
31	04/23/24	205	13	246	237	225	708	747	16719	81	206.41	-	205.27	=	1.14	266	750	271	748

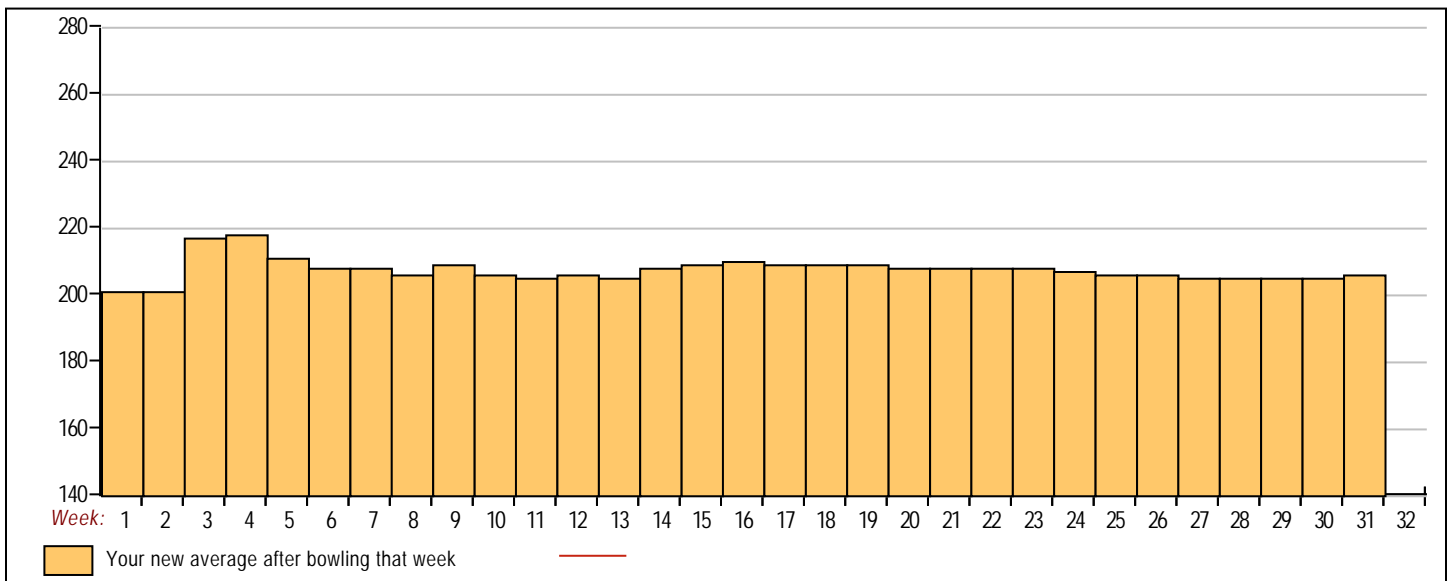


<100	100's	125's	150's	175's	200's	225's	250's	275's	300's
		2	10	21	23	20	5		
<400	400's	450's	500's	550's	600's	650's	700's	750's	800's
			3	4	14	3	2	1	

Avg of Game 1	Avg of Game 2	Avg of Game 3
204.33	208.07	206.81

High game of 266 on week 3 High series of 750 on week 3 High average of 218.00 after bowling week 4
 Low game of 145 on week 25 Low series of 529 on week 24 Low average of 201.00 after bowling week 2

High Scores by Game
 Game #1: 266 on week 3 Game #2: 258 on week 14 Game #3: 256 on week 23



Note: This report includes information through April 23 which is Week 31 of 32

Albert Wan's Bowling Record - Team 25: Team 25

Week No.	Bowling Date	Old Avg	Old HDCP	-			Total	HDCP Total	Pins	Gms	---Average Change---			High Game	High Sers	HDCP Game	HDCP Sers		
				-1-	-2-	-3-					New - Old	--->	+/-						
1	09/05/23	bk160	54	147	151	181	479	641	479	3	159.67	-	0.00	=	159.67	181	479	235	641
2	09/12/23	bk160	54	a160	a160	a160	480	642	479	3	159.67	-	159.67	=	0.00	181	479	235	641
3	09/19/23	bk160	54	a160	a160	a160	480	642	479	3	159.67	-	159.67	=	0.00	181	479	235	641
4	09/26/23	bk160	54	175	148	153	476	638	955	6	159.17	-	159.67	=	-0.50	181	479	235	641
5	10/10/23	bk160	54	217	160	150	527	689	1482	9	164.67	-	159.17	=	5.50	217	527	271	689
6	10/17/23	164	50	152	176	163	491	641	1973	12	164.42	-	164.67	=	-0.25	217	527	271	689
7	10/24/23	164	50	171	193	199	563	713	2536	15	169.07	-	164.42	=	4.65	217	563	271	713
8	10/31/23	169	45	161	227	124	512	647	3048	18	169.33	-	169.07	=	0.27	227	563	272	713
9	11/07/23	169	45	159	157	136	452	587	3500	21	166.67	-	169.33	=	-2.67	227	563	272	713
10	11/14/23	166	48	143	198	158	499	643	3999	24	166.63	-	166.67	=	-0.04	227	563	272	713
11	11/21/23	166	48	140	126	179	445	589	4444	27	164.59	-	166.63	=	-2.03	227	563	272	713
12	11/28/23	164	0				0	0	4444	27	164.59	-	164.59	=	0.00	227	563	272	713
13	12/05/23	164	0				0	0	4444	27	164.59	-	164.59	=	0.00	227	563	272	713
14	12/12/23	164	0				0	0	4444	27	164.59	-	164.59	=	0.00	227	563	272	713
15	12/19/23	164	50	139	184	160	483	633	4927	30	164.23	-	164.59	=	-0.36	227	563	272	713
16	01/09/24	164	50	203	138	129	470	620	5397	33	163.55	-	164.23	=	-0.69	227	563	272	713

End of 1st split

17	01/16/24	163	51	155	177	163	495	648	5892	36	163.67	-	163.55	=	0.12	227	563	272	713
18	01/23/24	163	51	160	170	148	478	631	6370	39	163.33	-	163.67	=	-0.33	227	563	272	713
19	01/30/24	163	51	178	147	189	514	667	6884	42	163.90	-	163.33	=	0.57	227	563	272	713
20	02/06/24	163	51	202	131	120	453	606	7337	45	163.04	-	163.90	=	-0.86	227	563	272	713
21	02/13/24	163	51	137	169	168	474	627	7811	48	162.73	-	163.04	=	-0.32	227	563	272	713
22	02/20/24	162	52	147	150	177	474	630	8285	51	162.45	-	162.73	=	-0.28	227	563	272	713
23	02/27/24	162	52	185	139	179	503	659	8788	54	162.74	-	162.45	=	0.29	227	563	272	713
24	03/05/24	162	52	153	178	131	462	618	9250	57	162.28	-	162.74	=	-0.46	227	563	272	713
25	03/12/24	162	52	160	128	153	441	597	9691	60	161.52	-	162.28	=	-0.76	227	563	272	713
26	03/19/24	161	53	153	176	226	555	714	10246	63	162.63	-	161.52	=	1.12	227	563	279	714
27	03/26/24	162	0				0	0	10246	63	162.63	-	162.63	=	0.00	227	563	279	714
28	04/02/24	162	52	122	164	114	400	556	10646	66	161.30	-	162.63	=	-1.33	227	563	279	714
29	04/09/24	161	53	171	156	151	478	637	11124	69	161.22	-	161.30	=	-0.09	227	563	279	714
30	04/16/24	161	53	150	163	147	460	619	11584	72	160.89	-	161.22	=	-0.33	227	563	279	714
31	04/23/24	160	54	115	173	148	436	598	12020	75	160.27	-	160.89	=	-0.62	227	563	279	714

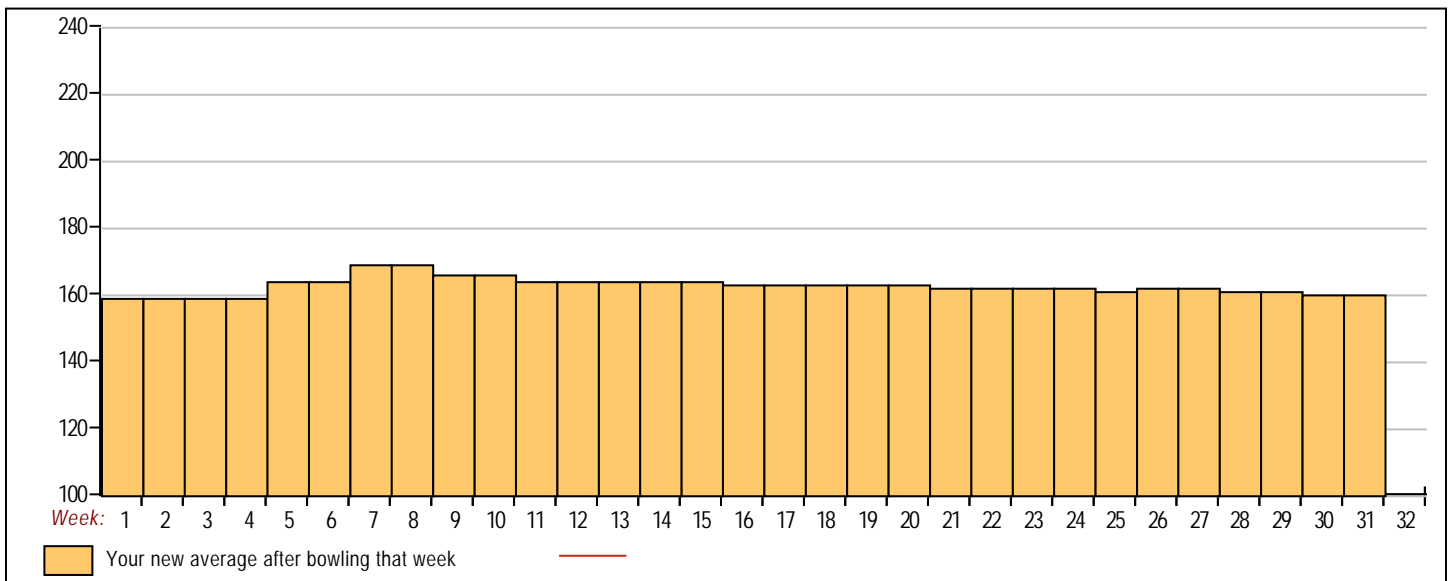


<u><100</u>	<u>100's</u>	<u>125's</u>	<u>150's</u>	<u>175's</u>	<u>200's</u>	<u>225's</u>	<u>250's</u>	<u>275's</u>	<u>300's</u>
	5	19	30	16	3	2			
<u><400</u>	<u>400's</u>	<u>450's</u>	<u>500's</u>	<u>550's</u>	<u>600's</u>	<u>650's</u>	<u>700's</u>	<u>750's</u>	<u>800's</u>
	4	15	4	2					

<u>Avg of Game 1</u>	<u>Avg of Game 2</u>	<u>Avg of Game 3</u>
159.80	163.16	157.84

High game of 227 on week 8 High series of 563 on week 7 High average of 169.33 after bowling week 8
 Low game of 114 on week 28 Low series of 400 on week 28 Low average of 159.17 after bowling week 4

High Scores by Game
 Game #1: 217 on week 5 Game #2: 227 on week 8 Game #3: 226 on week 26



Note: This report includes information through April 23 which is Week 31 of 32

Richard Russitano's Bowling Record - Team 25: Team 25

Week No.	Bowling Date	Old Avg	Old HDCP	-			Total	HDCP Total	Pins	Gms	---Average Change---			High Game	High Sers	HDCP Game	HDCP Sers		
				-1-	-2-	-3-					New - Old	--->	+/-						
5	10/10/23	bk217	0				0	0	0	0	-	0.00	=	0.00	0	0			
6	10/17/23	bk217	0				0	0	0	0	-	0.00	=	0.00	0	0			
7	10/24/23	bk217	0				0	0	0	0	-	0.00	=	0.00	0	0			
8	10/31/23	bk217	0				0	0	0	0	-	0.00	=	0.00	0	0			
9	11/07/23	bk217	0				0	0	0	0	-	0.00	=	0.00	0	0			
10	11/14/23	bk217	0				0	0	0	0	-	0.00	=	0.00	0	0			
11	11/21/23	bk217	0				0	0	0	0	-	0.00	=	0.00	0	0			
12	11/28/23	bk217	2	180	214	193	587	593	587	3	195.67	-	0.00	=	195.67	214	587	216	593
13	12/05/23	bk217	2	208	144	159	511	517	1098	6	183.00	-	195.67	=	-12.67	214	587	216	593
14	12/12/23	bk217	2	a217	a217	a217	651	657	1098	6	183.00	-	183.00	=	0.00	214	587	216	593
15	12/19/23	bk217	2	247	221	177	645	651	1743	9	193.67	-	183.00	=	10.67	247	645	249	651
16	01/09/24	207	0				0	0	1743	9	193.67	-	193.67	=	0.00	247	645	249	651

End of 1st split

17	01/16/24	207	0				0	0	1743	9	193.67	-	193.67	=	0.00	247	645	249	651
18	01/23/24	207	0				0	0	1743	9	193.67	-	193.67	=	0.00	247	645	249	651
19	01/30/24	207	0				0	0	1743	9	193.67	-	193.67	=	0.00	247	645	249	651
20	02/06/24	207	0				0	0	1743	9	193.67	-	193.67	=	0.00	247	645	249	651
21	02/13/24	207	0				0	0	1743	9	193.67	-	193.67	=	0.00	247	645	249	651
22	02/20/24	207	11	115	226	198	539	572	2282	12	190.17	-	193.67	=	-3.50	247	645	249	651
23	02/27/24	207	0				0	0	2282	12	190.17	-	190.17	=	0.00	247	645	249	651
24	03/05/24	207	0				0	0	2282	12	190.17	-	190.17	=	0.00	247	645	249	651
25	03/12/24	207	0				0	0	2282	12	190.17	-	190.17	=	0.00	247	645	249	651
26	03/19/24	207	0				0	0	2282	12	190.17	-	190.17	=	0.00	247	645	249	651
27	03/26/24	207	0				0	0	2282	12	190.17	-	190.17	=	0.00	247	645	249	651
28	04/02/24	207	0				0	0	2282	12	190.17	-	190.17	=	0.00	247	645	249	651
29	04/09/24	207	0				0	0	2282	12	190.17	-	190.17	=	0.00	247	645	249	651
30	04/16/24	207	0				0	0	2282	12	190.17	-	190.17	=	0.00	247	645	249	651
31	04/23/24	207	11				0	0	2282	12	190.17	-	190.17	=	0.00	247	645	249	651



<u><100</u>	<u>100's</u>	<u>125's</u>	<u>150's</u>	<u>175's</u>	<u>200's</u>	<u>225's</u>	<u>250's</u>	<u>275's</u>	<u>300's</u>
	1	1	1	4	3	2			
<u><400</u>	<u>400's</u>	<u>450's</u>	<u>500's</u>	<u>550's</u>	<u>600's</u>	<u>650's</u>	<u>700's</u>	<u>750's</u>	<u>800's</u>
			2	1	1				

Avg of Game 1	Avg of Game 2	Avg of Game 3
187.50	201.25	181.75

High game of 247 on week 15 High series of 645 on week 15 High average of 195.67 after bowling week 12
 Low game of 115 on week 22 Low series of 511 on week 13 Low average of 183.00 after bowling week 13

High Scores by Game
 Game #1: 247 on week 15 Game #2: 226 on week 22 Game #3: 198 on week 22

